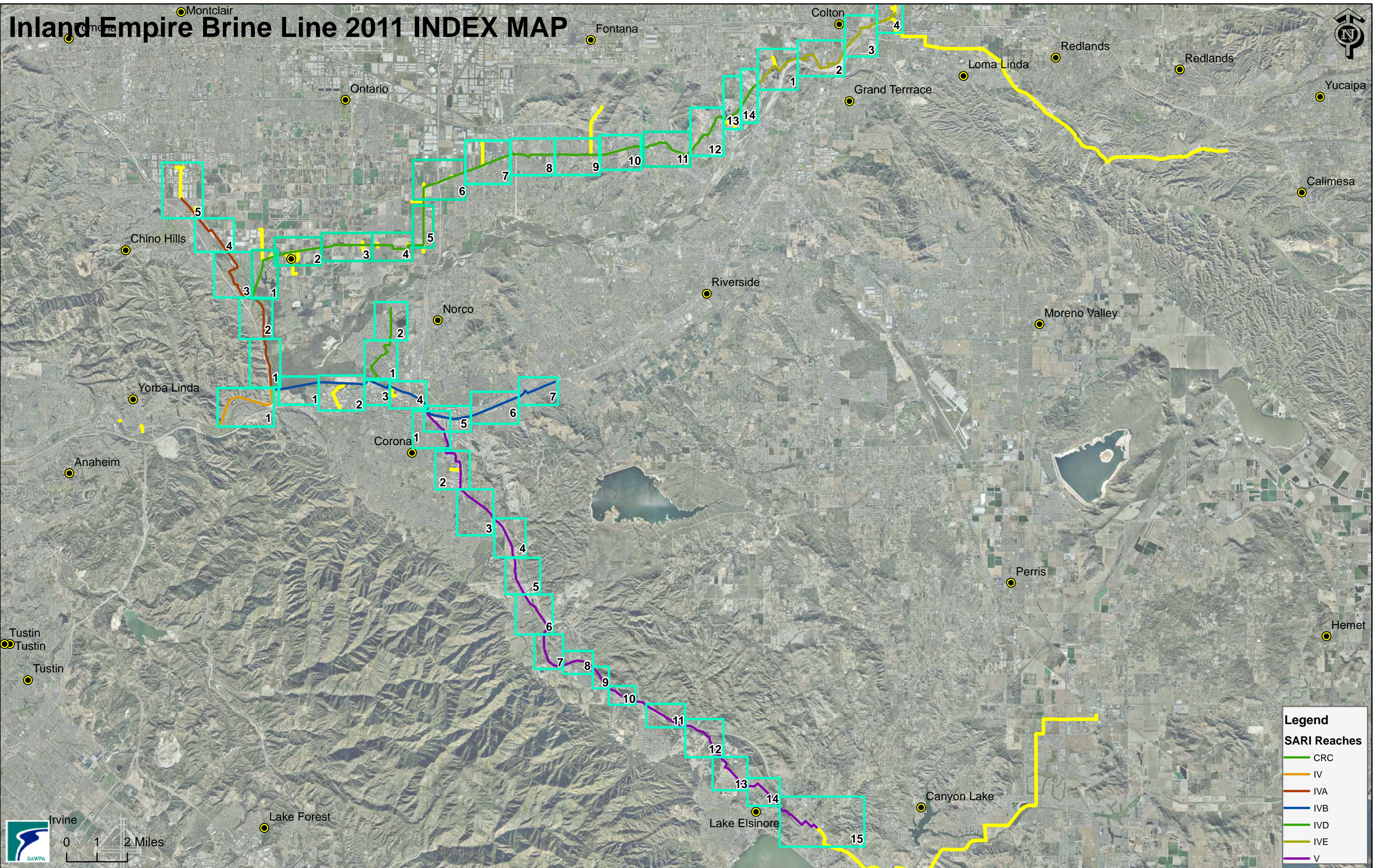


# Inland Empire Brine Line 2011 INDEX MAP



**Legend**

**SARI Reaches**

- CRC
- IV
- IVA
- IVB
- IVD
- IVE
- V



Irvine

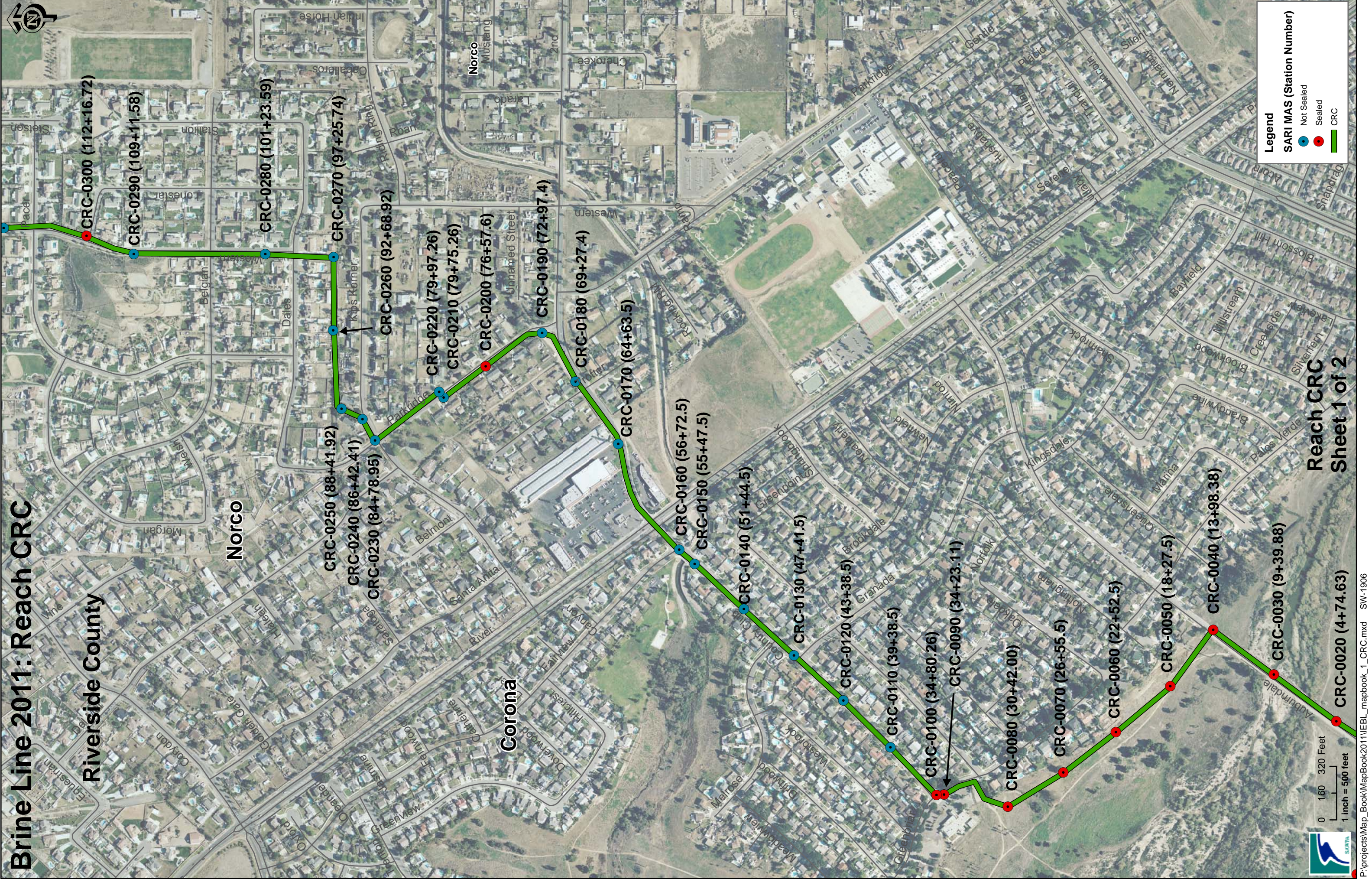
0 1 2 Miles

# Brine Line 2011: Reach CRC

Riverside County

Norco

Corona



**Legend**

**SARI MAS (Station Number)**

- Not Sealed
- Sealed
- CRC

Reach CRC  
Sheet 1 of 2

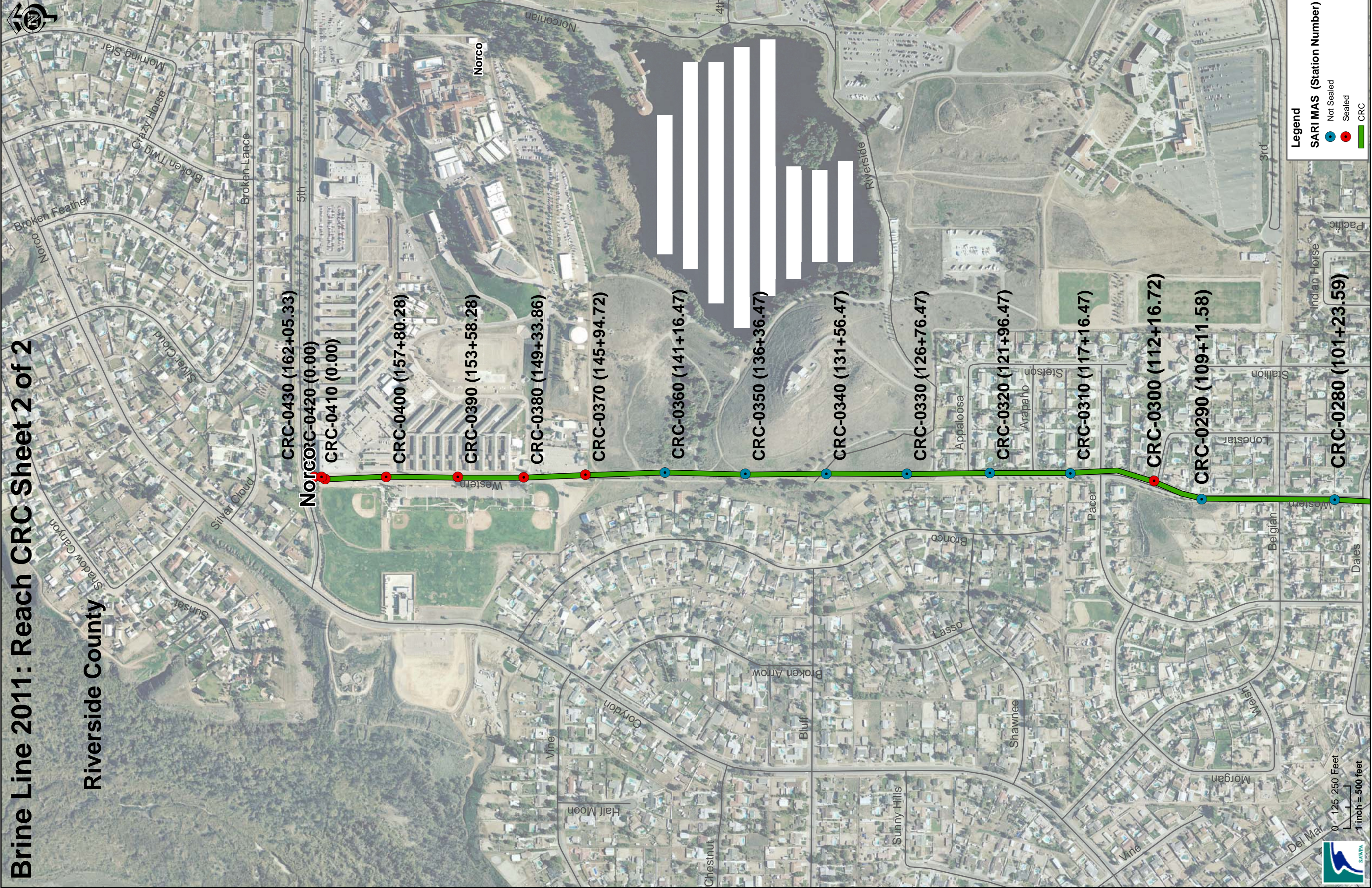


0 160 320 Feet  
1 inch = 500 feet

P:\projects\Map\_Book\MapBook2011\EBL\_mapbook\_1\_CRC.mxd SW-1906

# Brine Line 2011: Reach CRC Sheet 2 of 2

## Riverside County



**Legend**  
SARI MAS (Station Number)  
● Not Sealed  
● Sealed  
— CRC

0 125 250 Feet  
1 inch = 500 feet  
SAWA

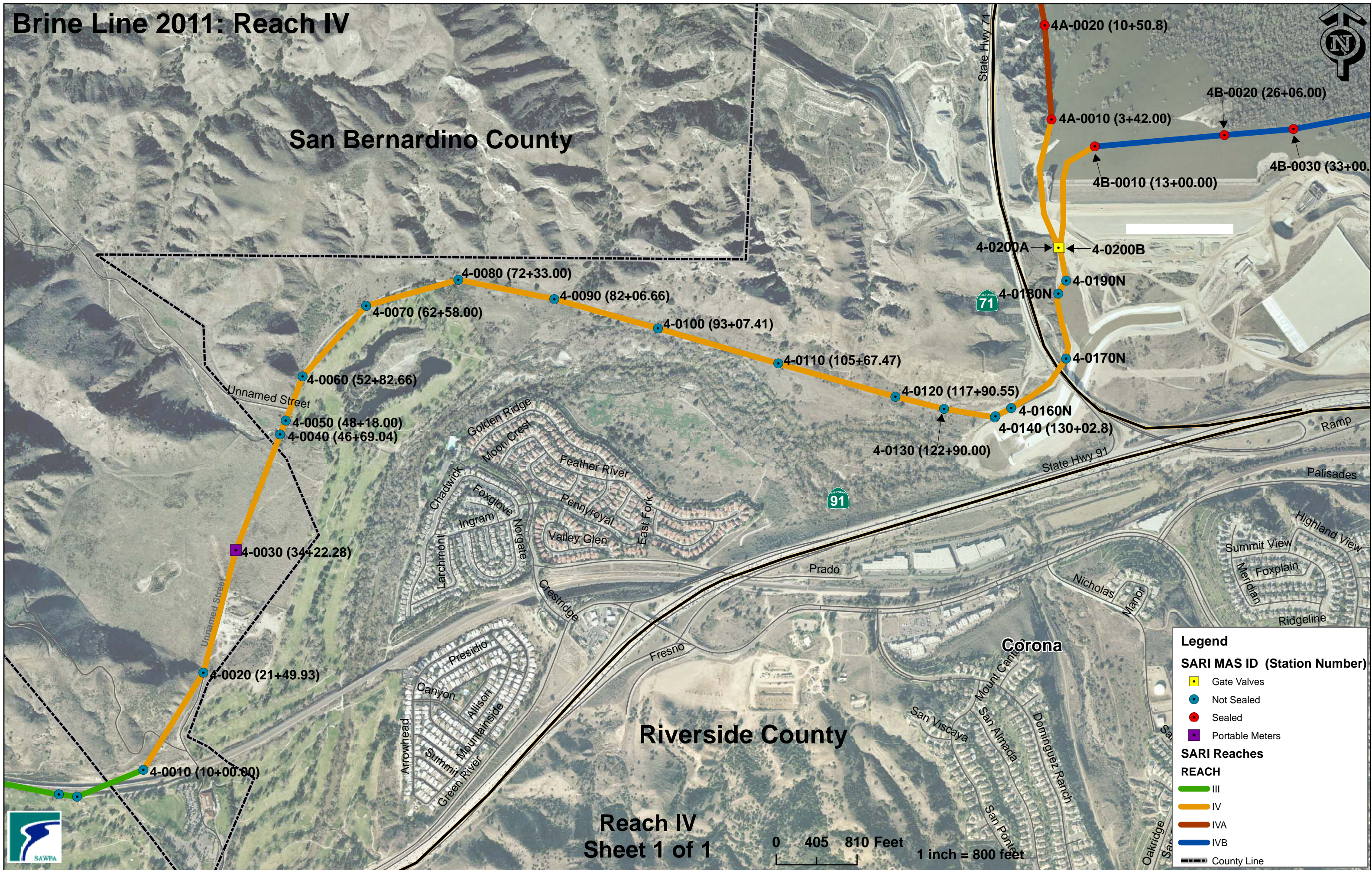
# Brine Line 2011: Reach IV



San Bernardino County

Riverside County

Reach IV  
Sheet 1 of 1



**Legend**

**SARI MAS ID (Station Number)**

- Gate Valves
- Not Sealed
- Sealed
- Portable Meters

**SARI Reaches**

**REACH**

- III
- IV
- IVA
- IVB
- County Line



# Brine Line Line 2011: Reach IVA Sheet 1 of 5

Riverside County



4A-0080 (75+97.00)

4A-0070 (63+29.00)

State Hwy 71



Pomona Rincon

4A-0060 (52+05.00)

4A-0050 (42+36.00)


4A-0040 (33+05.00)

4A-0030 (22+53.00)

4A-0020 (12+97.00)

4A-0010 (3+42.00)

4B-0010 (13+00.00)



0 250 500 Feet  
1 inch = 500 feet

### Legend

SARI MAS ID (Station Number)

- Not Sealed
- Sealed

### SARI Reach

- IV
- IVA
- IVB
- County Line



# Brine Line 2011: Reach IVA Sheet 2 of 5




**Legend**

**SARI MAS (Station Number)**

- Not Sealed
- Sealed

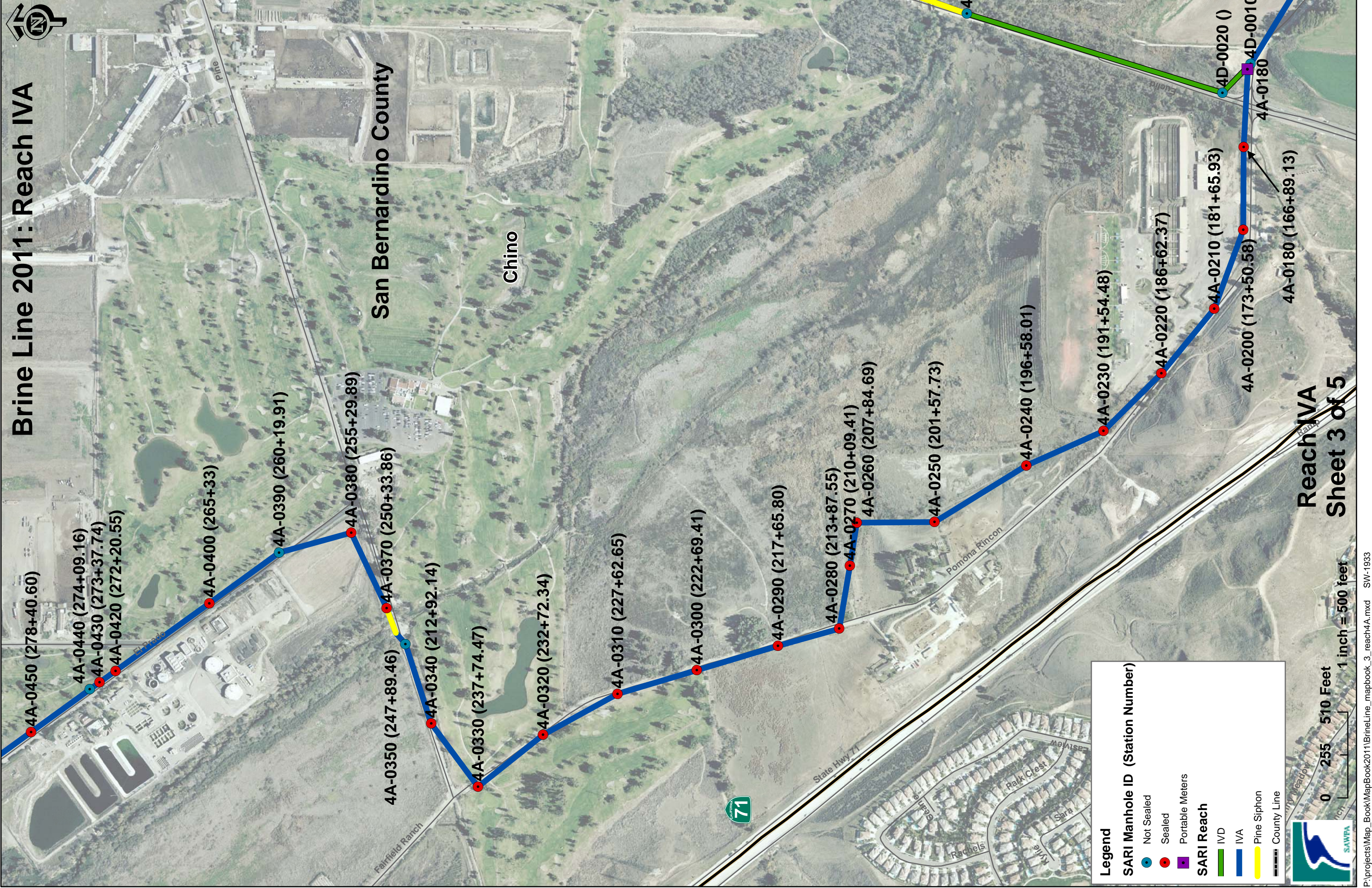
**SARI Reach**

- County Line
- IVA



0 250 500 Feet  
1 inch = 500 feet

# Brine Line 2011: Reach IVA



4A-0450 (278+40.60)  
4A-0440 (274+09.16)  
4A-0430 (273+37.74)  
4A-0420 (272+20.55)

4A-0400 (265+33)  
4A-0390 (260+19.91)

4A-0380 (255+29.89)  
4A-0370 (250+33.86)  
4A-0350 (247+89.46)

4A-0340 (212+92.14)  
4A-0330 (237+74.47)  
4A-0320 (232+72.34)

4A-0310 (227+62.65)  
4A-0300 (222+69.41)

4A-0290 (217+65.80)  
4A-0280 (213+87.55)  
4A-0270 (210+09.41)

4A-0260 (207+84.69)  
4A-0250 (201+57.73)

4A-0240 (196+58.01)

4A-0230 (191+54.48)

4A-0220 (186+62.37)

4A-0210 (181+65.93)

4A-0200 (173+50.58)

4A-0180 (166+89.13)

4D-0020 ( )  
4D-0010 ( )

**Legend**

**SARI Manhole ID (Station Number)**

- Not Sealed (Blue circle)
- Sealed (Red circle)
- Portable Meters (Purple square)

**SARI Reach**

- IVD (Green line)
- IVA (Blue line)
- Pine Siphon (Yellow line)
- County Line (Black dashed line)



Reach IVA  
Sheet 3 of 5

# Brine Line 2011: Reach IVA

San Bernardino County



4A-0568 (361+26.75)

4A-0566 (356+32.47)

4A-0564 (351+30.43)

4A-0562 (346+31.63)

4A-0560 (341+09.72)

4A-0550 (335+93.44)

4A-0540 (332+50.51)

4A-0530 (328+71.12)

4A-0524 (325+17.02)

4A-0522 (320+18.38)

4A-0520 (315+20.15)

4A-0510 (310+36.39)

4A-0505 (305+29.09)

4A-0500 (300+23.31)

4A-0490 (297+88.39)


4A-0480 (295+28.43)

4A-0470 (290+22.45)

4A-0460 (285+27.28)

4A-0450 (278+40.60)

Reach IVA  
Sheet 4 of 5



0 250 500 Feet

1 inch = 500 feet

### Legend

SARI MAS (Station Number)

● Not Sealed

● Sealed

SARI Reach

IVA



# Brine Line 2011: Reach IVA Sheet 5 of 5

San Bernardino County



IEUA Lateral

IEUA Lateral



4A-0680 (416+78.28)  
4A-0670 (415+23.07)  
4A-0660 (414+19.02)  
4A-0656 (412+05.81)  
4A-0654 (407+08)  
4A-0652 (402+21.07)  
4A-0650 (399+62.10)  
4A-0644 (399+09.74)  
4A-0642 (397+59.59)  
4A-0640 (392+60.69)  
4A-0626 (386+23.79)  
4A-0624 (385+98.63)  
4A-0622 (384+96.80)  
4A-0620 (384+28.35)  
4A-0605 (379+35.81)  
4A-0610 (380+43.99)  
4A-0585 (374+25.41)  
4A-0590 (374+83)  
4A-0580 (373+50.14)  
4A-0575 (370+35.81)  
4A-0570 (366+45.45)  
4A-0568 (361+26.75)  
4A-0566 (356+32.47)  
4A-0564 (351+30.43)

**Legend**

SARI MAS ID (Station Number)

- Not Sealed
- Sealed

SARI Reach

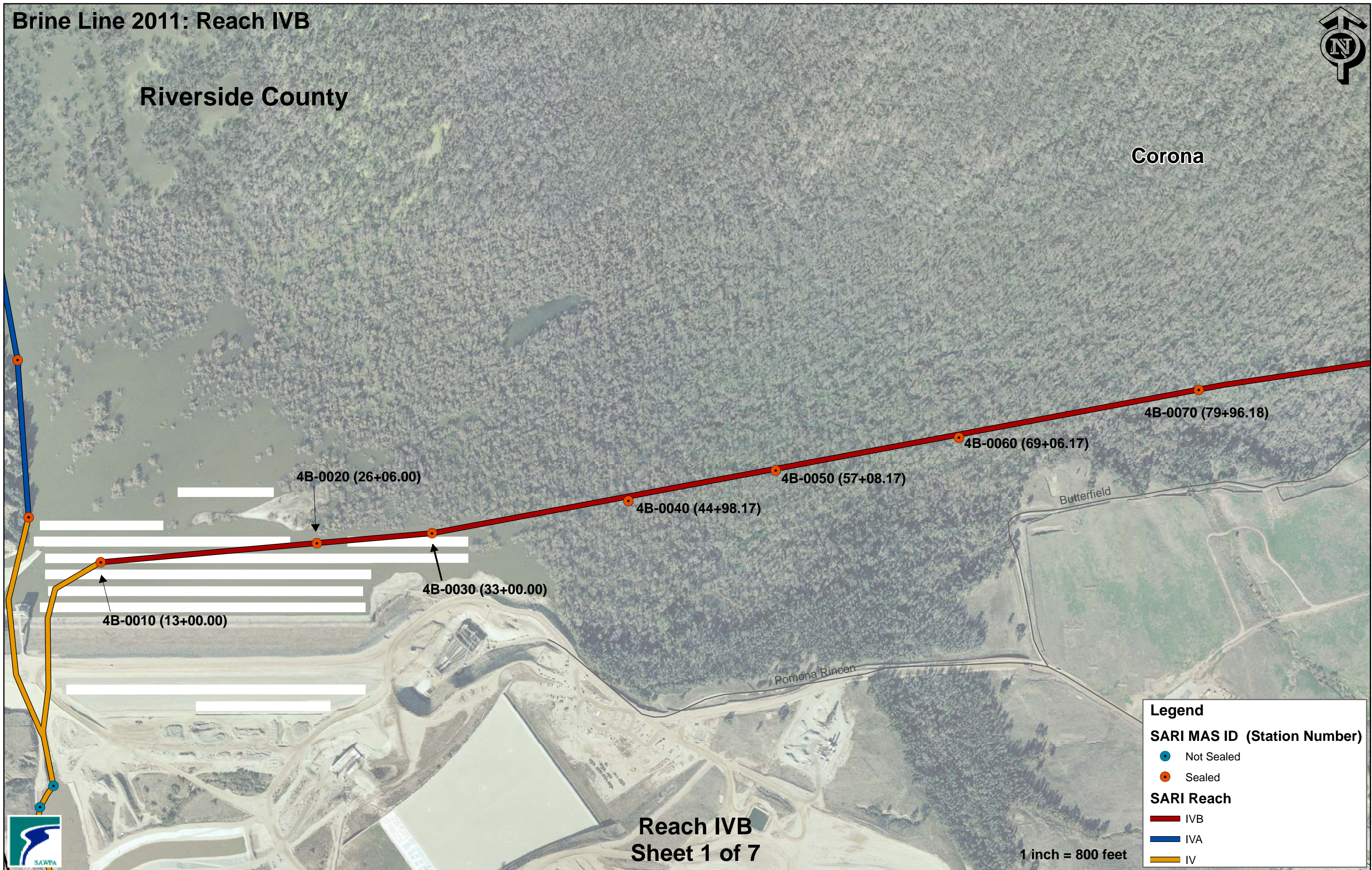
- IVA





Riverside County

Corona



4B-0020 (26+06.00)

4B-0040 (44+98.17)

4B-0050 (57+08.17)

4B-0060 (69+06.17)

4B-0070 (79+96.18)

4B-0010 (13+00.00)



4B-0030 (33+00.00)

Reach IVB  
Sheet 1 of 7




1 inch = 800 feet

**Legend**

**SARI MAS ID (Station Number)**

-  Not Sealed
-  Sealed

**SARI Reach**

-  IVB
-  IVA
-  IV



# Brine Line 2011: Reach IVB

## Riverside County



Corona

4B-0080 (92+06.19)

4B-0100 (113+98.59)

4B-0120 (136+62.04)

4B-0140 (161+05.56)

4B-0090 (103+08.58)

4B-0110 (125+00.59)

4B-0130 (148+59.6)

Corona WWTP,  
WMWD Truck Dump, and  
Dart Container Lateral

### Legend

#### SARI Manhole ID (Station Number)

- Not Sealed
- Sealed
- Portable Meters

#### SARI Reach

- IVB
- Corona Lateral

Reach IVB  
Sheet 2 of 7

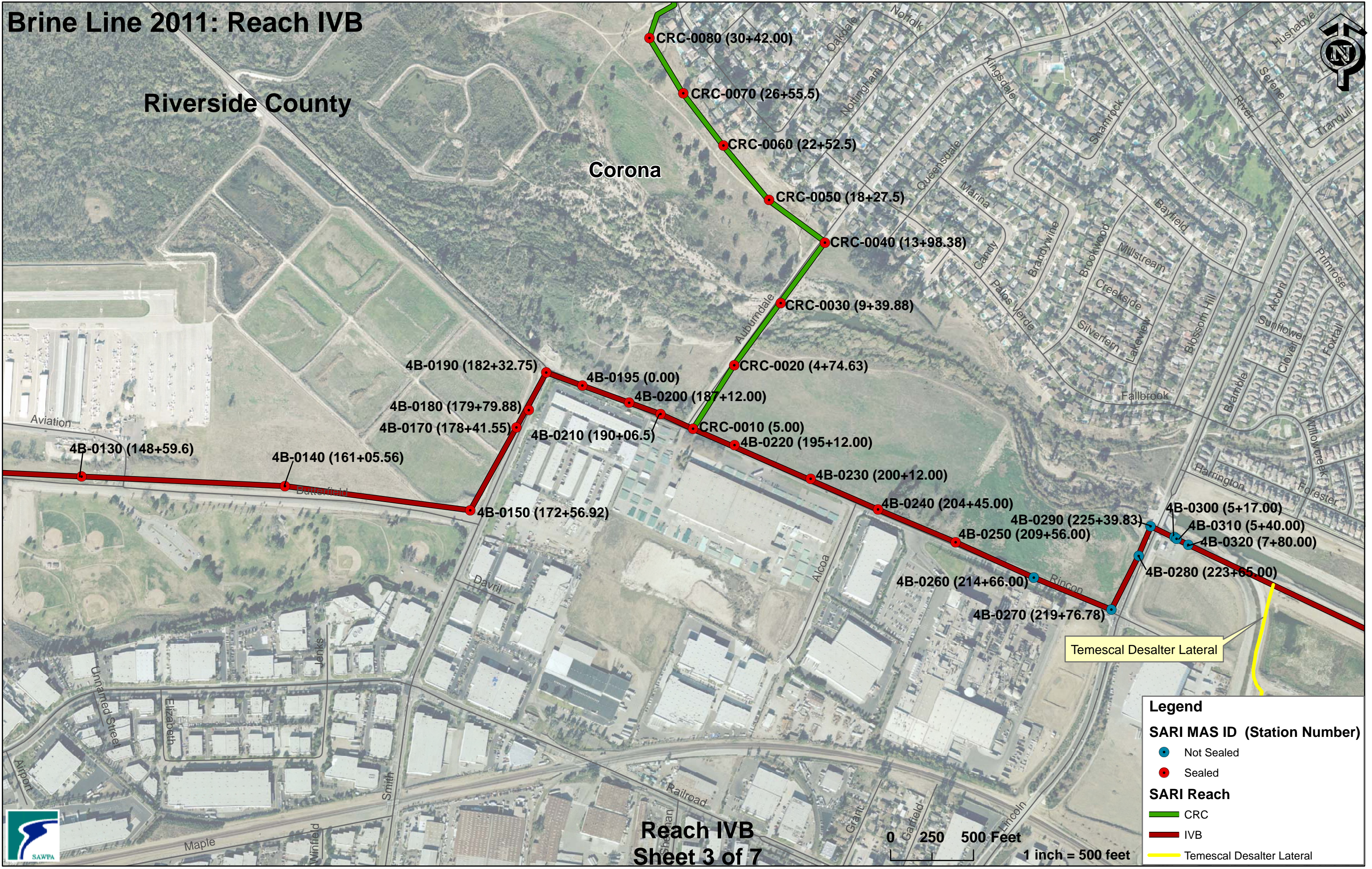
0 400 800 Feet  
1 inch = 800 feet



# Brine Line 2011: Reach IVB

Riverside County

Corona



- CRC-0080 (30+42.00)
- CRC-0070 (26+55.5)
- CRC-0060 (22+52.5)
- CRC-0050 (18+27.5)
- CRC-0040 (13+98.38)
- CRC-0030 (9+39.88)
- CRC-0020 (4+74.63)
- CRC-0010 (5.00)
- 4B-0190 (182+32.75)
- 4B-0195 (0.00)
- 4B-0200 (187+12.00)
- 4B-0210 (190+06.5)
- 4B-0220 (195+12.00)
- 4B-0230 (200+12.00)
- 4B-0240 (204+45.00)
- 4B-0250 (209+56.00)
- 4B-0260 (214+66.00)
- 4B-0270 (219+76.78)
- 4B-0280 (223+65.00)
- 4B-0290 (225+39.83)
- 4B-0300 (5+17.00)
- 4B-0310 (5+40.00)
- 4B-0320 (7+80.00)
- 4B-0130 (148+59.6)
- 4B-0140 (161+05.56)
- 4B-0150 (172+56.92)
- 4B-0170 (178+41.55)
- 4B-0180 (179+79.88)

Temescal Desalter Lateral

**Legend**

**SARI MAS ID (Station Number)**

- Not Sealed
- Sealed

**SARI Reach**

- CRC
- IVB
- Temescal Desalter Lateral

0 250 500 Feet  
1 inch = 500 feet

Reach IVB  
Sheet 3 of 7



# Brine Line 2011: Reach IV-B

## Riverside County

Norco

Corona



4B-0290 (225+39.83)  
4B-0300 (5+17.00)  
4B-0310 (5+40.00)  
4B-0280 (223+65.00)  
4B-0320 (7+80.00)  
4B-0270 (219+76.78)  
4B-0260 (214+66.00)

LINCOLN

Temescal Creek  
Flow

Wash

Temescal Desalter Lateral

4B-0330 (24+10.00)  
4B-0340 (28+05.00)  
4B-0350 (31+03.00)  
4B-0360 (31+95.3)  
4B-0380 (39+95.00)  
4B-0390 (42+45.00)  
4B-0400 (46+10.00)  
4B-0410 (49+00.00)  
4B-0420 (53+15.00)  
4B-0430 (55+40.00)  
4B-0440 (60+64.00)  
4B-0450 (64+15.20)

15

MAIN

**Legend**

- Portable Meters
- SARI MAS (Station Number)**
- Air Vac
- Not Sealed
- Sealed
- SARI Siphons
- Temescal Desalter Lateral
- SARI Reaches**
- IVB

0 250 500 Feet  
1 inch = 500 feet

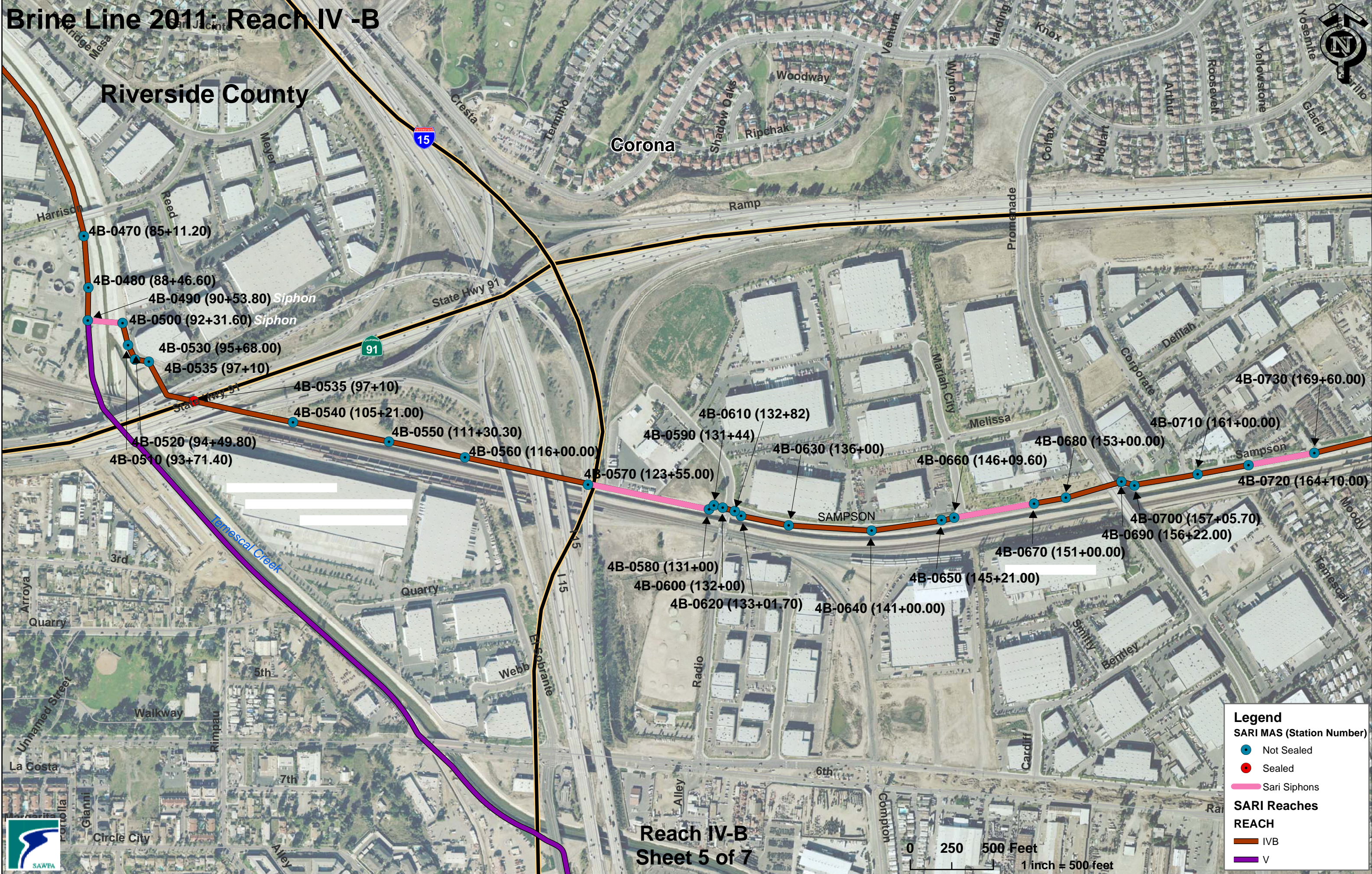
Reach IV-B  
Sheet 4 of 7



# Brine Line 2011: Reach IV -B

Riverside County

Corona



**Legend**

**SARI MAS (Station Number)**

- Not Sealed
- Sealed

**Sari Siphons**

- Sari Siphons

**SARI Reaches**

**REACH**

- IVB
- V

Reach IV-B  
Sheet 5 of 7



# Brine Line 2011: Reach IVB



## Riverside County

Corona

A/V 4B-0820 (256+50.00)

McKinley Siphon

4B-0810 (226+50.00)

4B-0800 (218+50.00) A/V valve MH

4B-0790 (208+00.00) A/V valve MH

4B-0780 (191+00.00)

4B-0770 (187+50.00)

4B-0760 (182+00.00)

4B-0750 (178+00.00)

4B-0740 (174+50.00)

Unincorporated Riverside County

Home Gardens

Reach IV-B  
Sheet 6 of 7

**Legend**

**SARI MAS (Station Number)**

- Air Vac (Yellow triangle)
- Not Sealed (Blue circle)
- Sealed (Red circle)

**SARI Reaches**

- IVB (Orange line)
- McKinley Siphon (Pink line)



# Brine Line 2011: Reach IVB



## Riverside County



Reach IV-B  
Sheet 7 of 7



1 inch = 500 feet

**Legend**

**SARI MAS (Station Number)**

- Air Vac
- Not Sealed
- Sealed

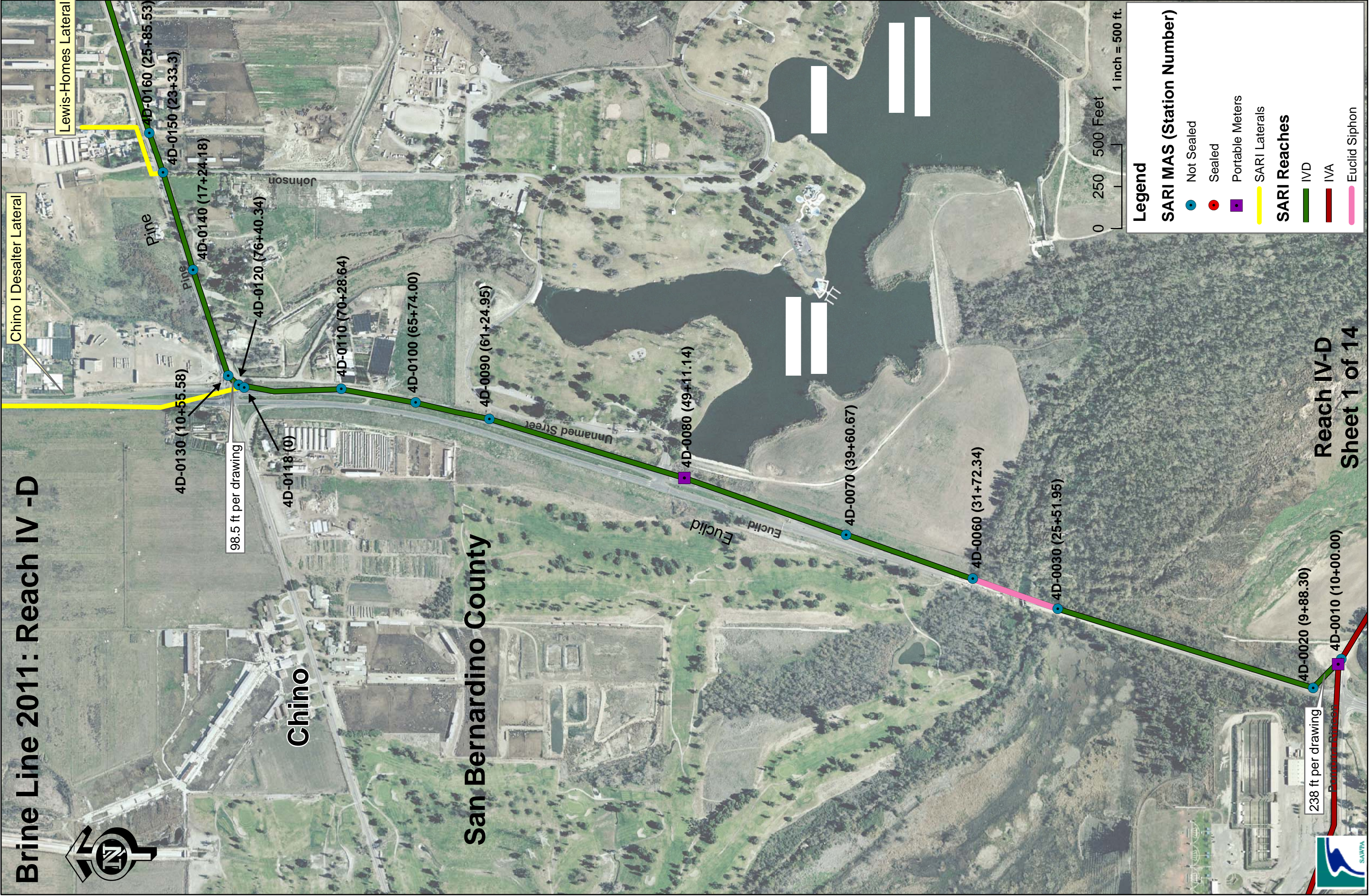
**SARI Reaches**

- IVB
- SARI Siphons





# Brine Line 2011: Reach IV -D



98.5 ft per drawing

238 ft per drawing



### Legend

**SARI MAS (Station Number)**

- Not Sealed (Blue circle)
- Sealed (Red circle)
- Portable Meters (Purple square)
- SARI Laterals (Yellow line)

**SARI Reaches**

- IVD (Green line)
- IVA (Red line)
- Euclid Siphon (Pink line)

## Chino

## San Bernardino County

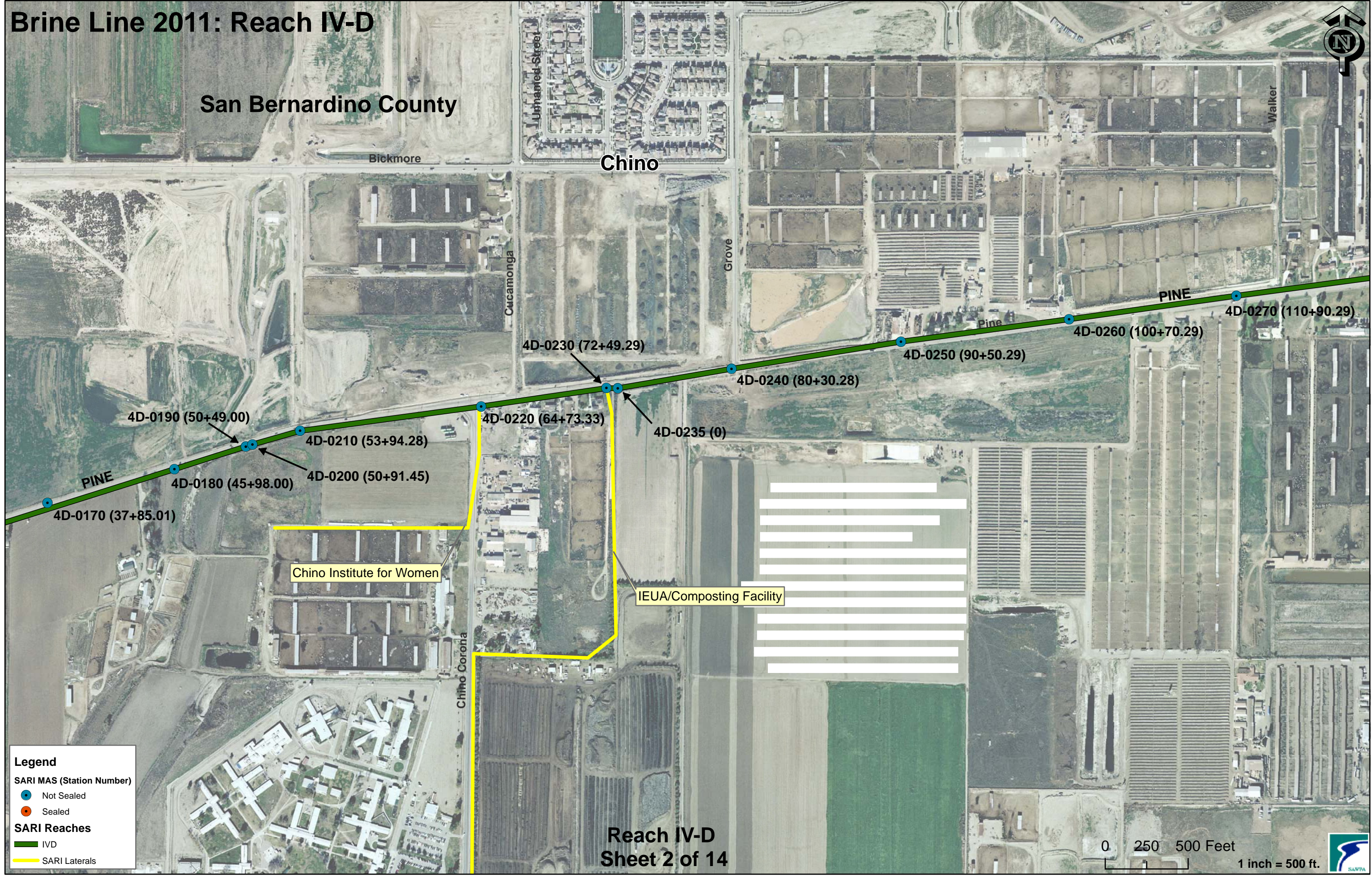
### Reach IV-D Sheet 1 of 14



# Brine Line 2011: Reach IV-D

San Bernardino County

Chino



**Legend**

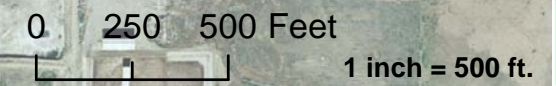
SARI MAS (Station Number)

- Not Sealed
- Sealed

SARI Reaches

- IVD
- SARI Laterals

Reach IV-D  
Sheet 2 of 14



# Brine Line 2011: Reach IV -D



San Bernardino County  
Chino

County Line

Unincorporated Riverside County



**Legend**

**SARI MAS (Station Number)**

- Not Sealed
- Sealed

**SARI Reaches**

- IVD
- Schleisman Siphon
- Counties

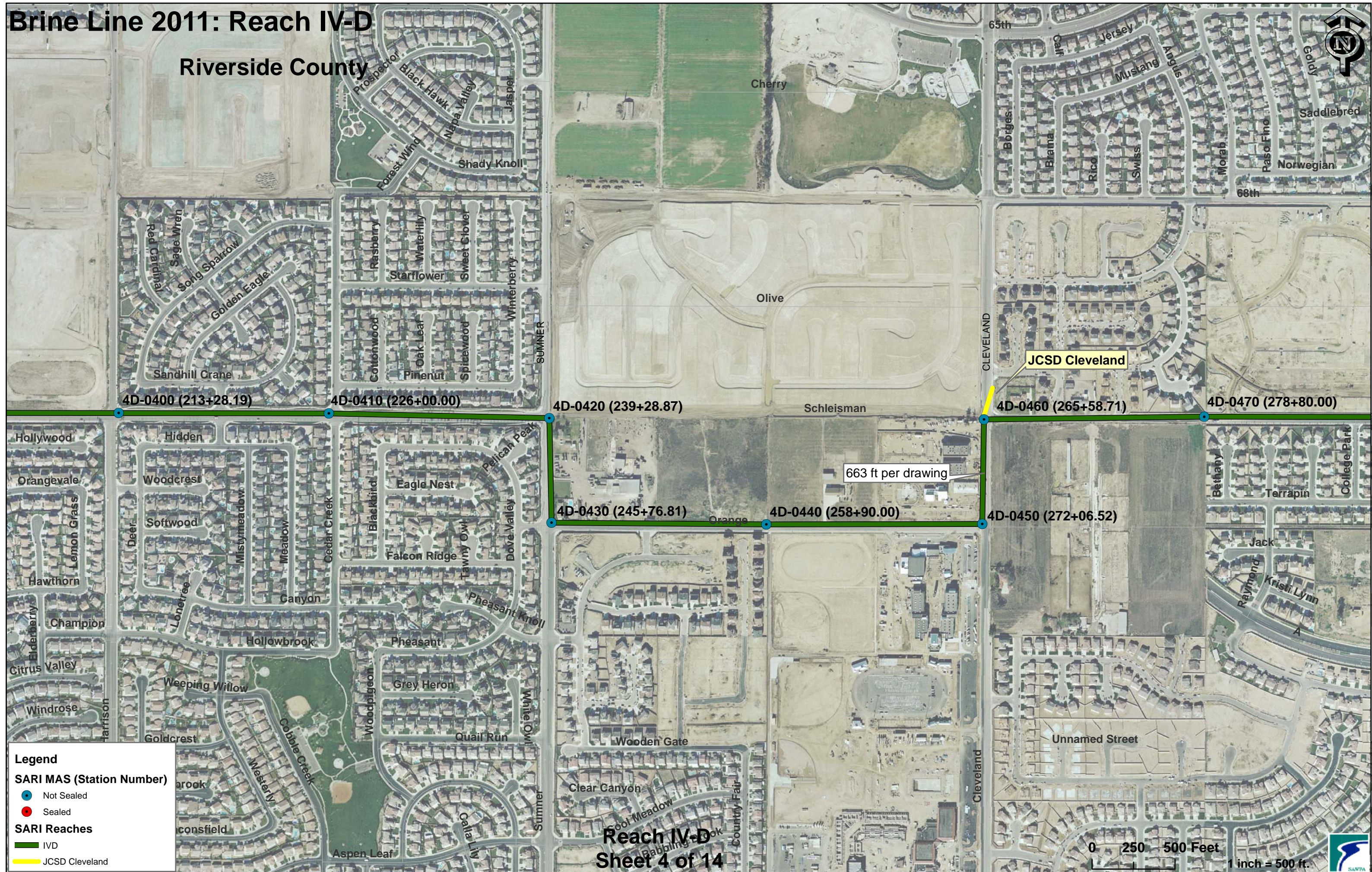
0 250 500 Feet  
1 inch = 500 ft.

Reach IV-D  
Sheet 3 of 14



# Brine Line 2011: Reach IV-D

## Riverside County



**Legend**

**SARI MAS (Station Number)**

- Not Sealed
- Sealed

**SARI Reaches**

- IVD
- JCSD Cleveland

Reach IV-D  
Sheet 4 of 14

0 250 500 Feet  
1 inch = 500 ft.



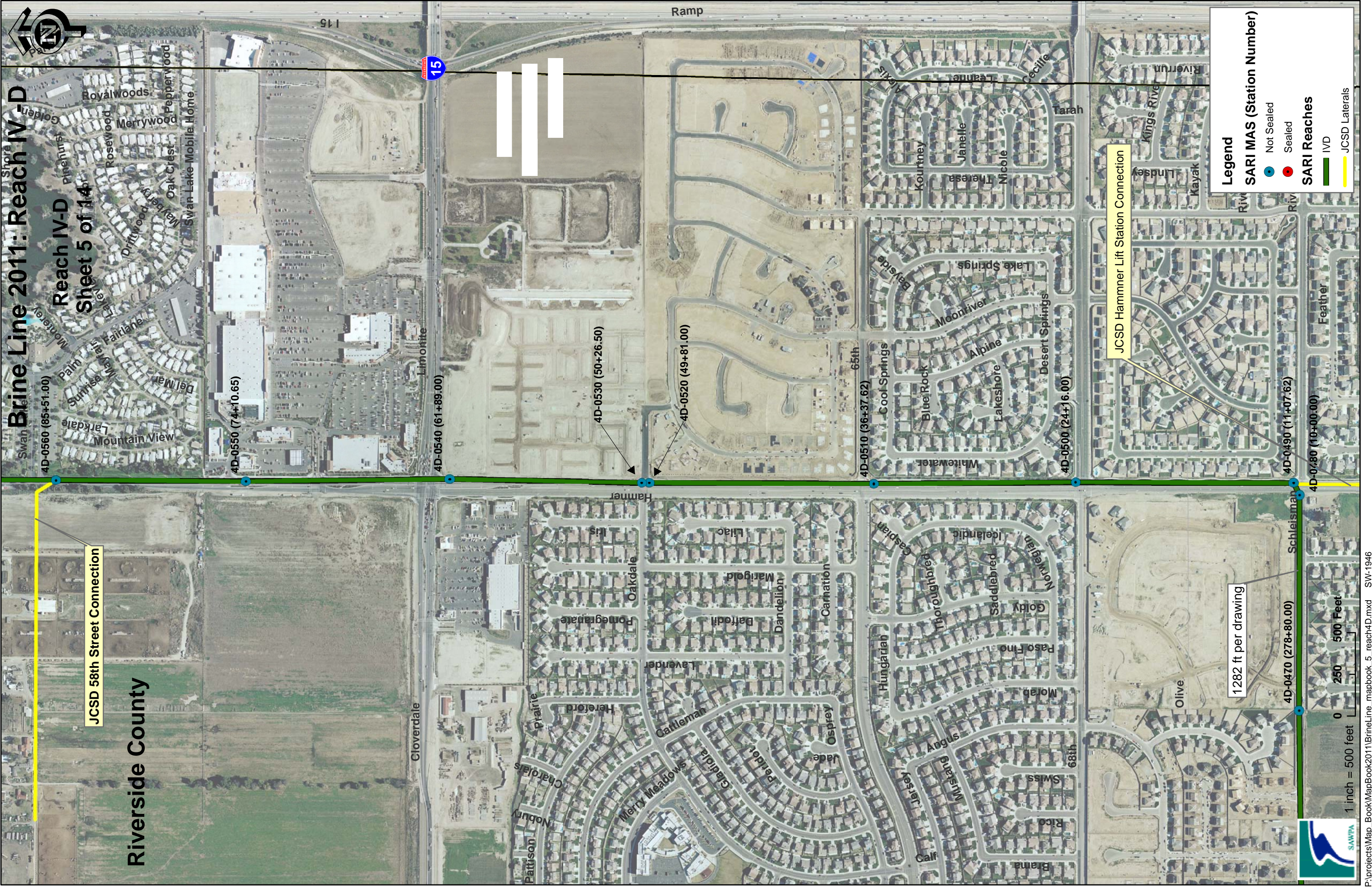
# Brine Line 2011: Reach IV - D

Reach IV-D  
Sheet 5 of 14



JCSD 58th Street Connection

Riverside County



**Legend**

**SARI MAS (Station Number)**

- Not Sealed (Blue dot)
- Sealed (Red dot)

**SARI Reaches**

- IVD (Green line)
- JCSD Laterals (Yellow line)



# Brine Line 2011: Reach IV-D

Riverside County

SB County

Ontario



Reach IV-D  
Sheet 6 of 14



**Legend**

**SARI MAS (Station Number)**

- Undefined
- Not Sealed
- Sealed

**SARI Reaches**

- IVD
- SARI Laterals
- Counties

# Brine Line 2011: Reach IV -D

Riverside County



**Legend**

**SARI MAS (Station Number)**

- Not Sealed
- Sealed

**SARI Reaches**

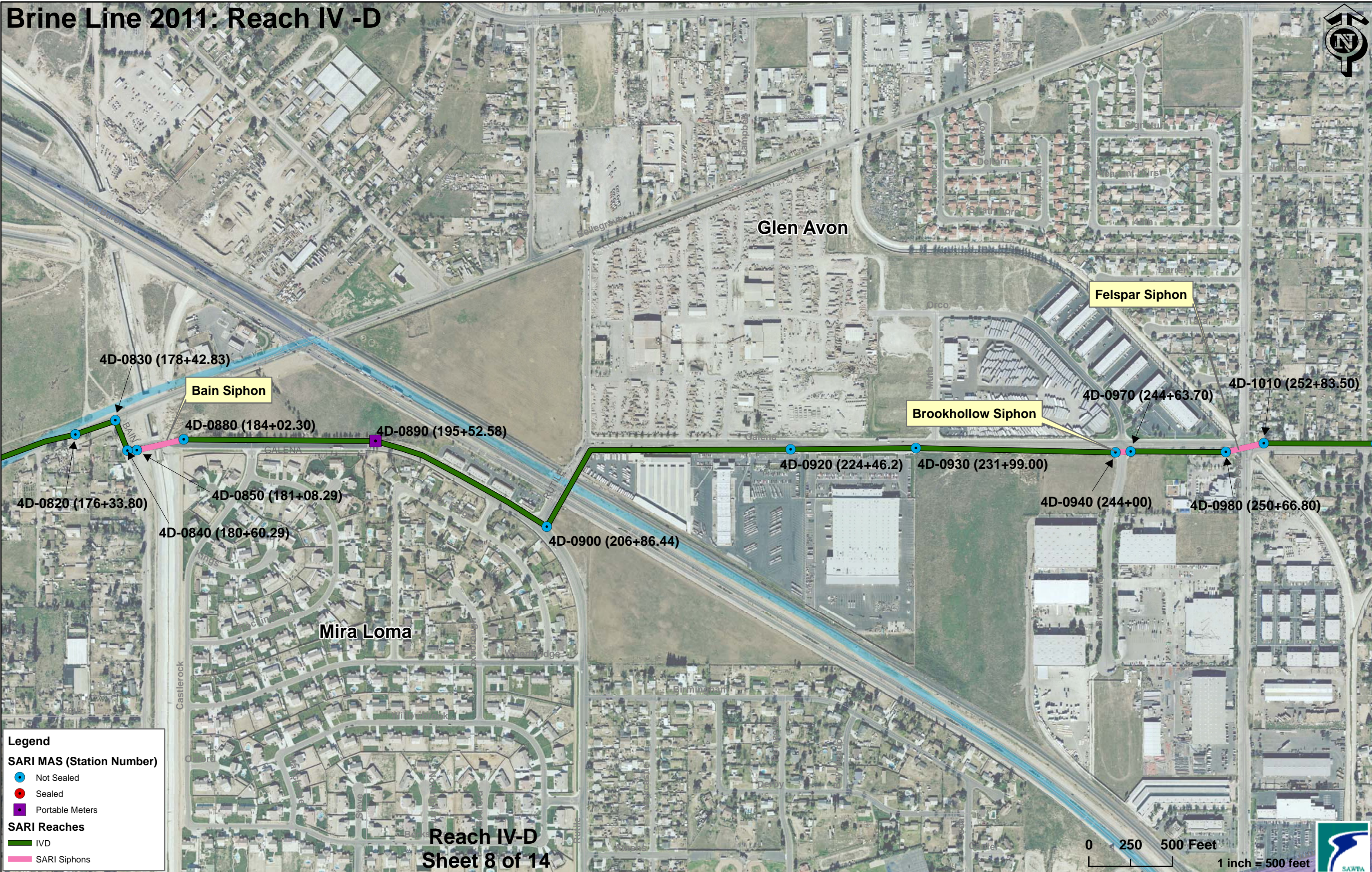
- IV-D
- Bellegrave Siphon
- JCS D Etiwanda Lateral

Reach IV-D  
Sheet 7 of 14

0 250 500 Feet  
1 inch = 500 feet



# Brine Line 2011: Reach IV -D



**Legend**

**SARI MAS (Station Number)**

- Not Sealed
- Sealed
- Portable Meters

**SARI Reaches**

- IVD
- SARI Siphons

Reach IV-D  
Sheet 8 of 14

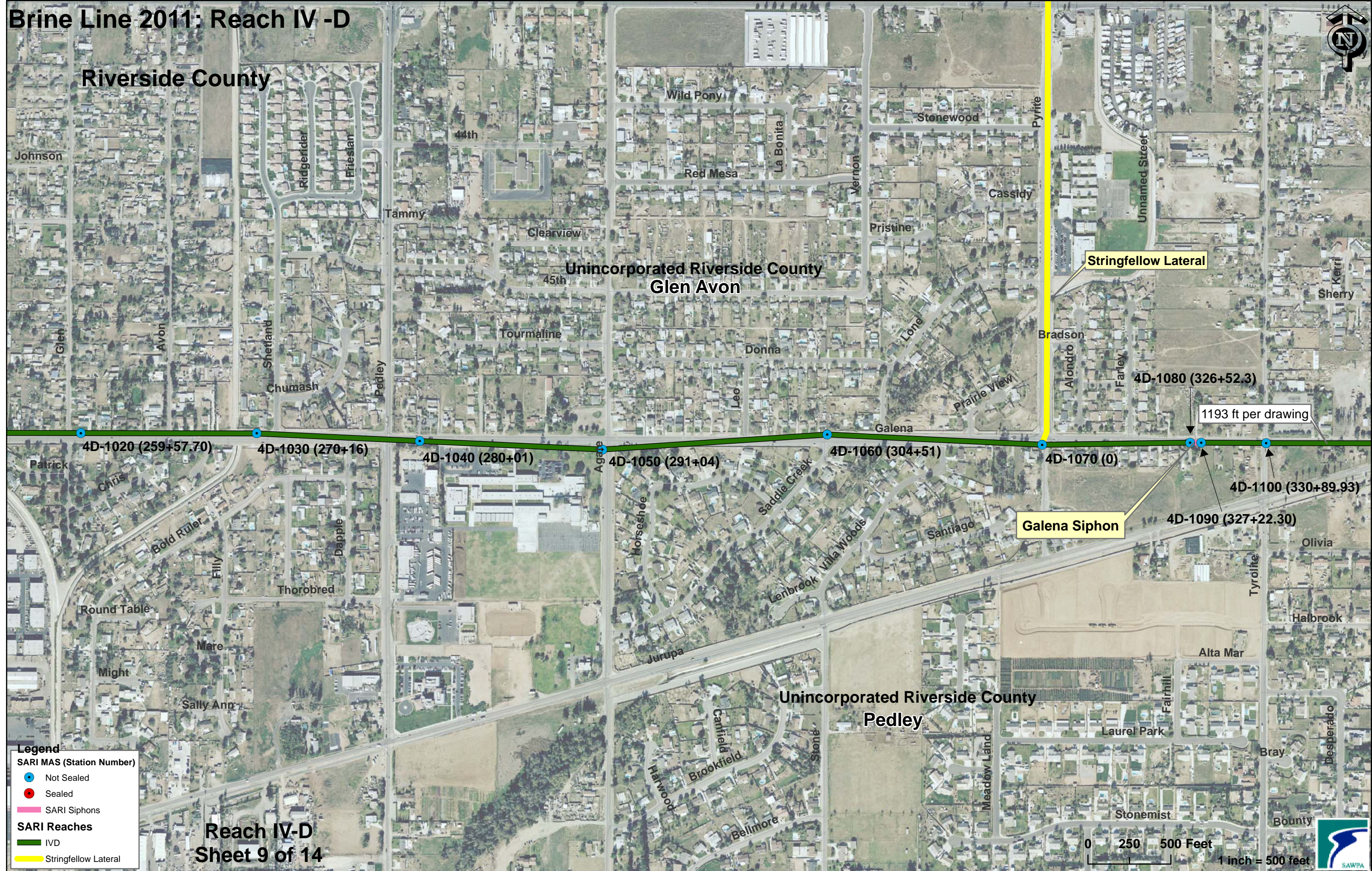
0 250 500 Feet  
1 inch = 500 feet





# Brine Line 2011: Reach IV -D

## Riverside County



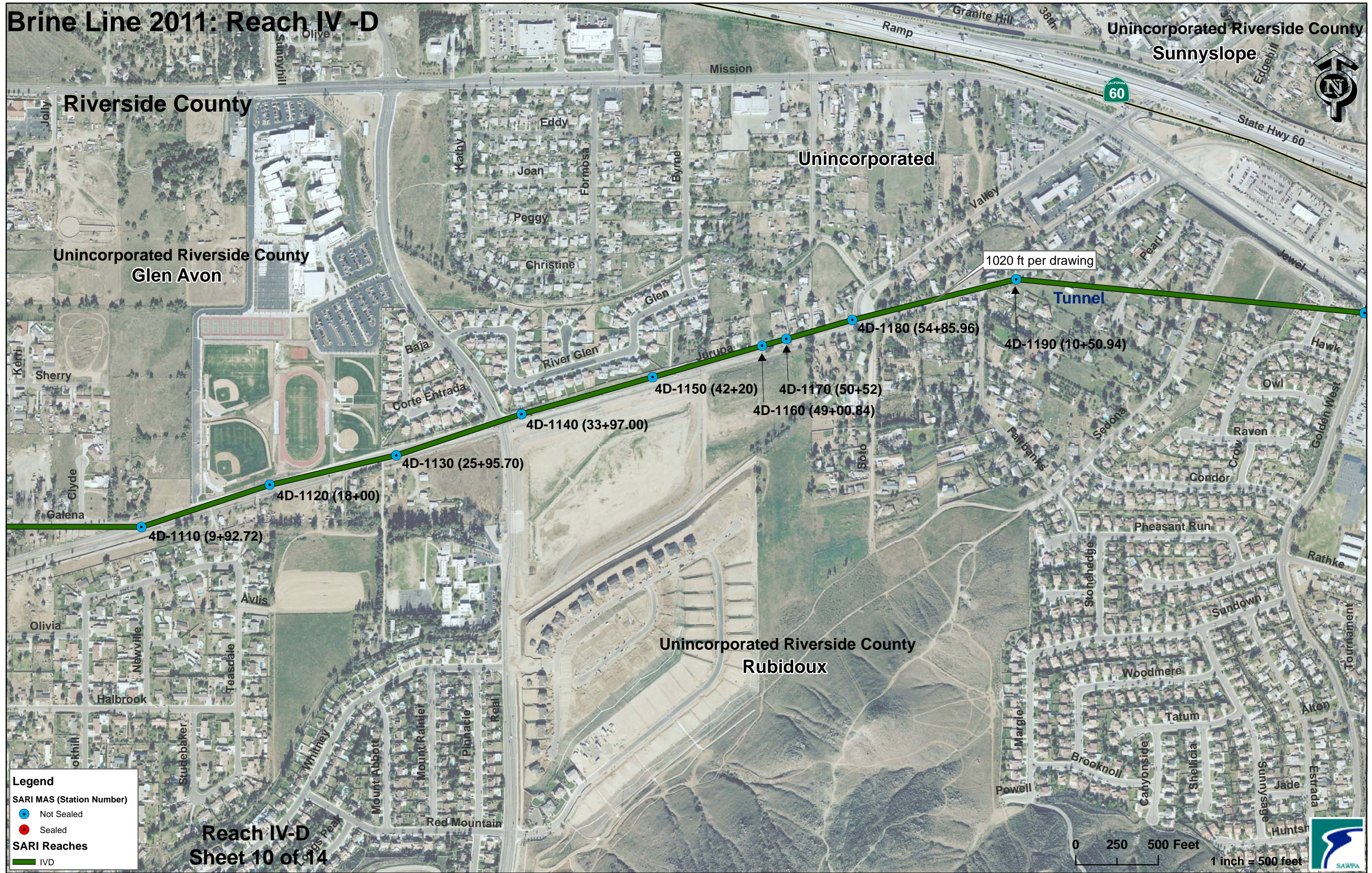
**Legend**

- SARI MAS (Station Number)
- Not Sealed
- Sealed
- SARI Siphons
- SARI Reaches
- IVD
- Stringfellow Lateral

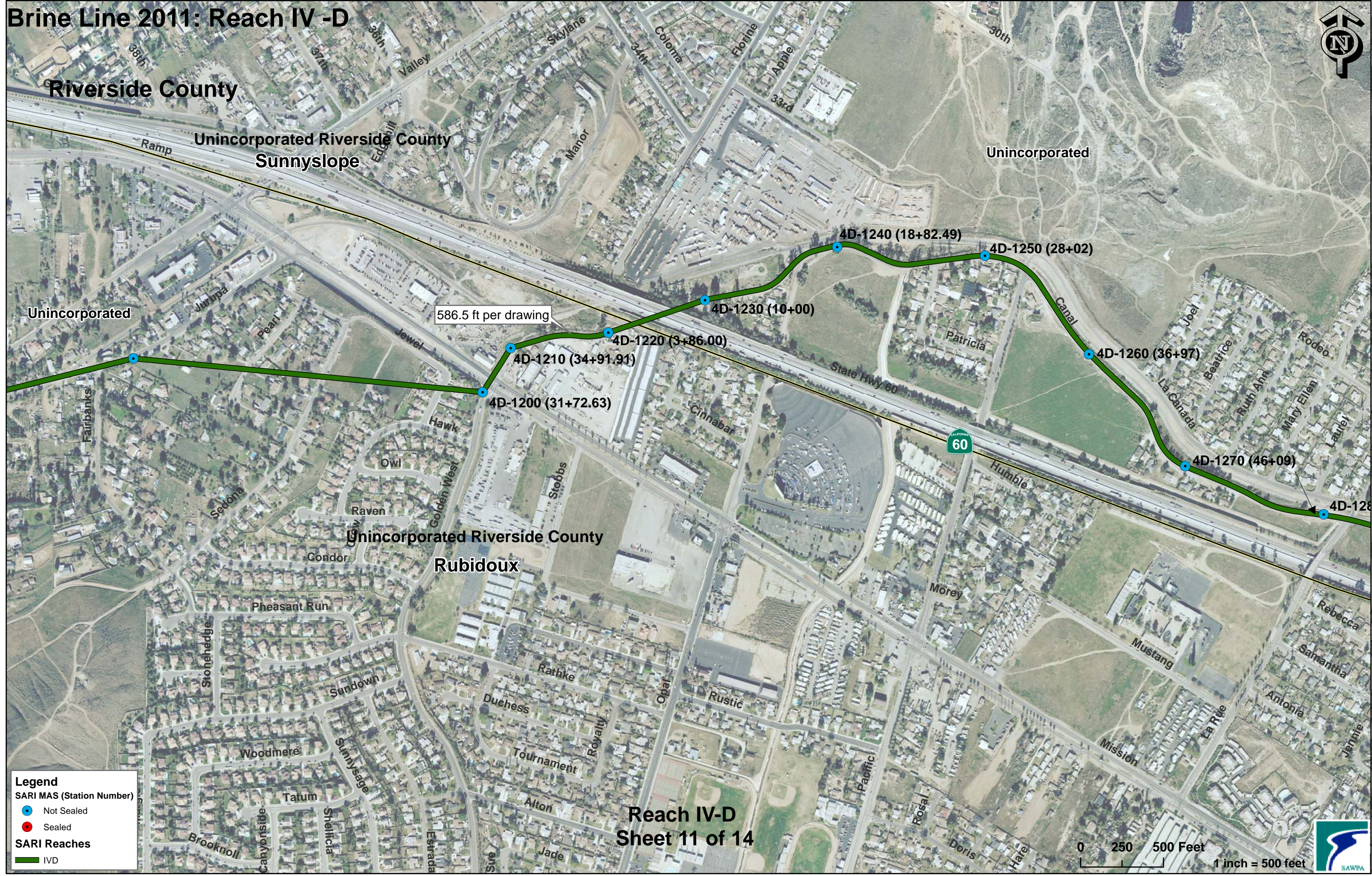
**Reach IV-D**  
**Sheet 9 of 14**



# Brine Line 2011: Reach IV -D



# Brine Line 2011: Reach IV -D



586.5 ft per drawing

**Legend**

SARI MAS (Station Number)

- Not Sealed
- Sealed

SARI Reaches

- IVD

Reach IV-D  
Sheet 11 of 14

0 250 500 Feet  
1 inch = 500 feet



# Brine Line 2011: Reach IV - D

## Riverside County



Unincorporated

Production

Container

4D-1440 (48+01.21)

4D-1430 (46+55.7)

4D-1420 (44+09.5)

4D-1450 (16+40.06)

4D-1410 (33+47.4)

4D-1400 (26+04.2)

4D-1390 (16+82)

4D-1380 (13+93.5)

4D-1370 (27+01.5)

4D-1360 (22+59.50)

4D-1350 (10+02)

WASH  
73 ft per drawing

4D-1340 (105+00)

4D-1330 (93+14)

4D-1320 (89+88)

Unincorporated Riverside County  
Rubidoux

**Legend**  
SARI MAS (Station Number)  
● Not Sealed  
● Sealed  
SARI Reaches  
— IVD

CALIFORNIA  
60

State Hwy 60

Wallace

0 250 500 Feet  
1 inch = 500 feet

Reach IV-D  
Sheet 12 of 14



# Brine Line 2011: Reach IV - D

San Bernardino County

County Line

Unincorporated Riverside County

RCSD-Anita Smith



**Legend**

**SARI MAS (Station Number)**

- Not Sealed
- Sealed

**SARI Reaches**

- IVD
- SARI Lateral



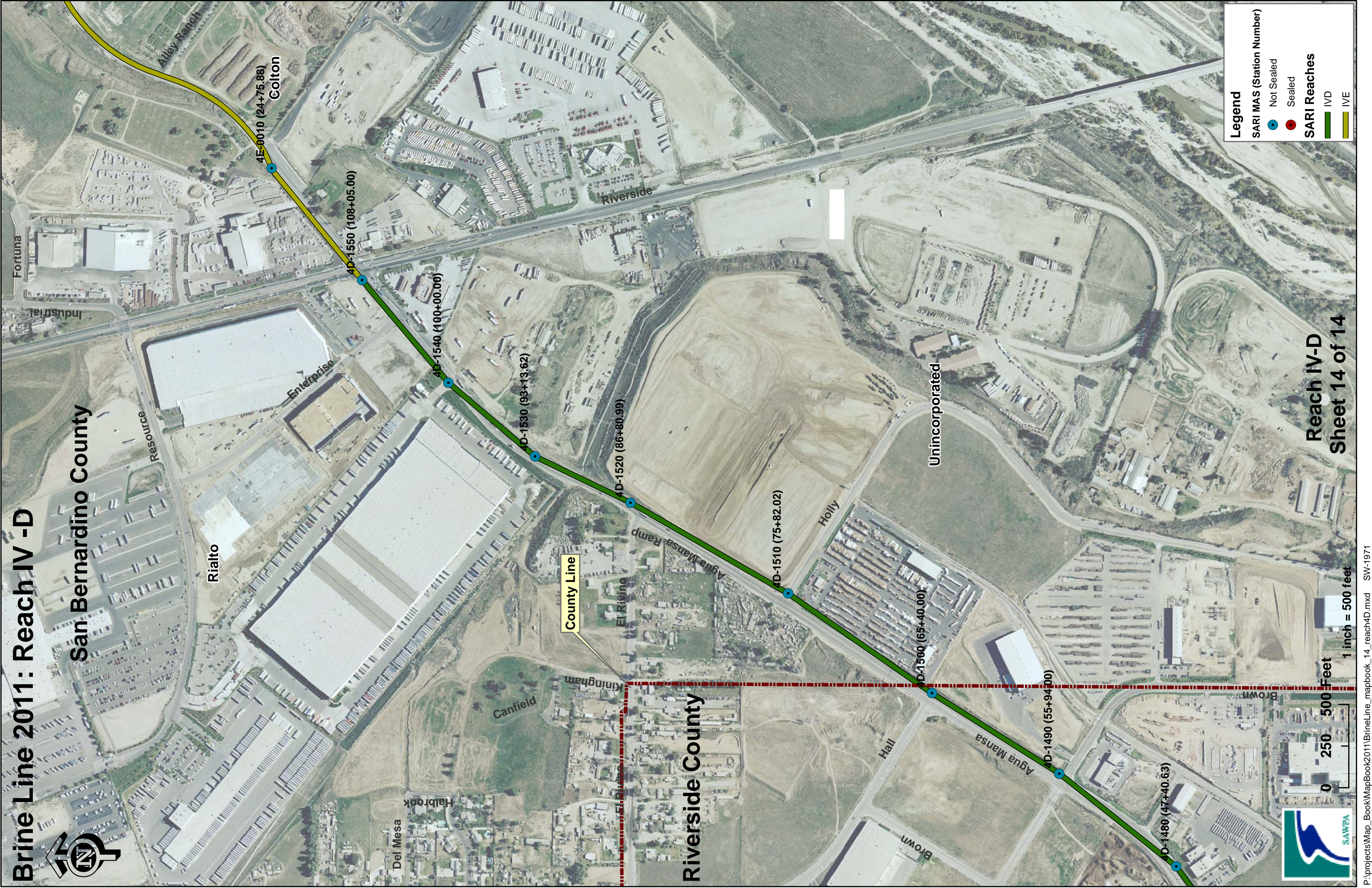
0 250 500 Feet  
1 inch = 500 feet

Reach IV-D  
Sheet 13 of 14

# Brine Line 2011: Reach IV - D



San Bernardino County



**Legend**

SARI MAS (Station Number)

- Not Sealed
- Sealed

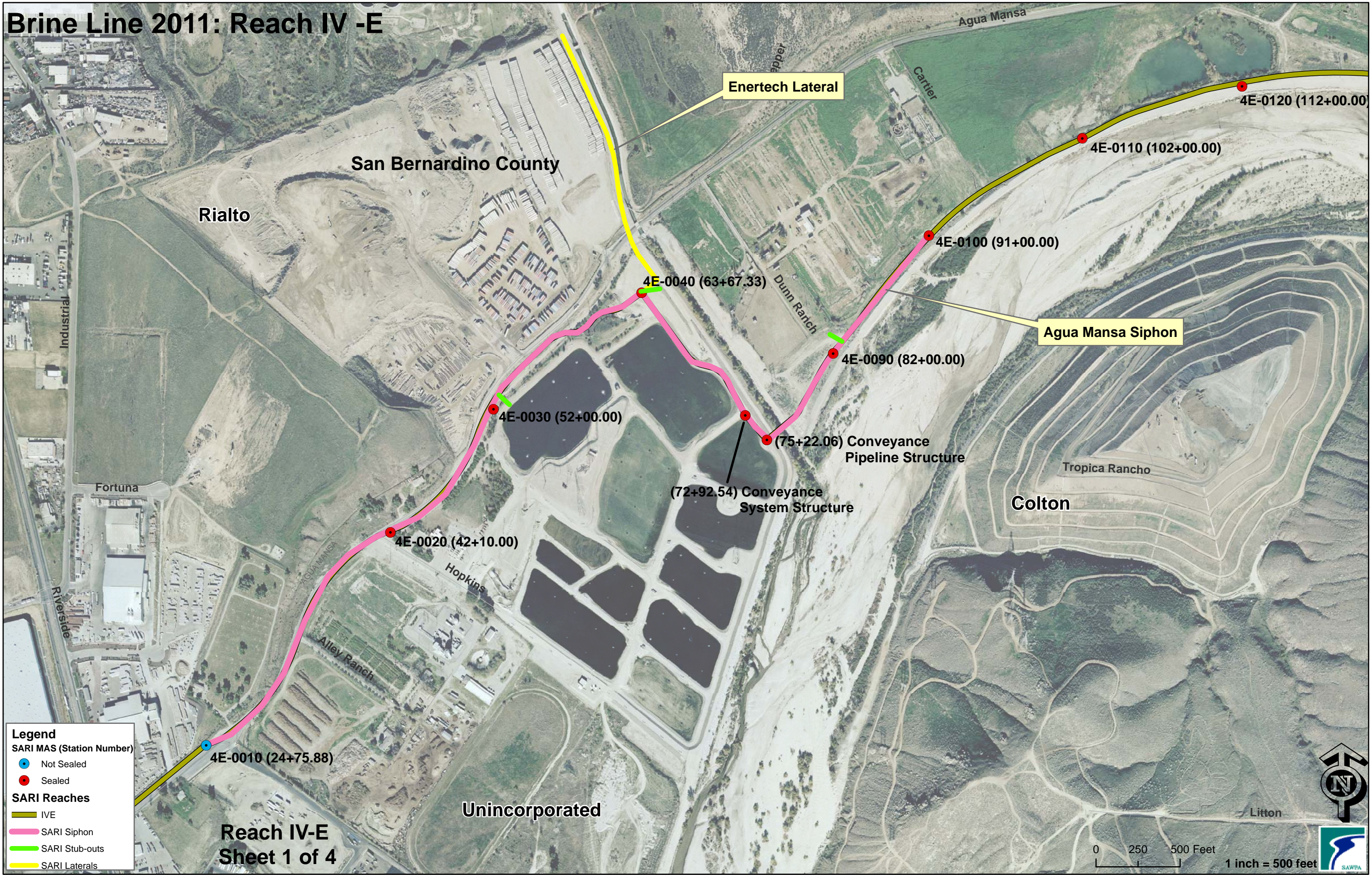
SARI Reaches

- IVD
- IVE

Reach IV-D  
Sheet 14 of 14



# Brine Line 2011: Reach IV -E



**Legend**

**SARI MAS (Station Number)**

- Not Sealed
- Sealed

**SARI Reaches**

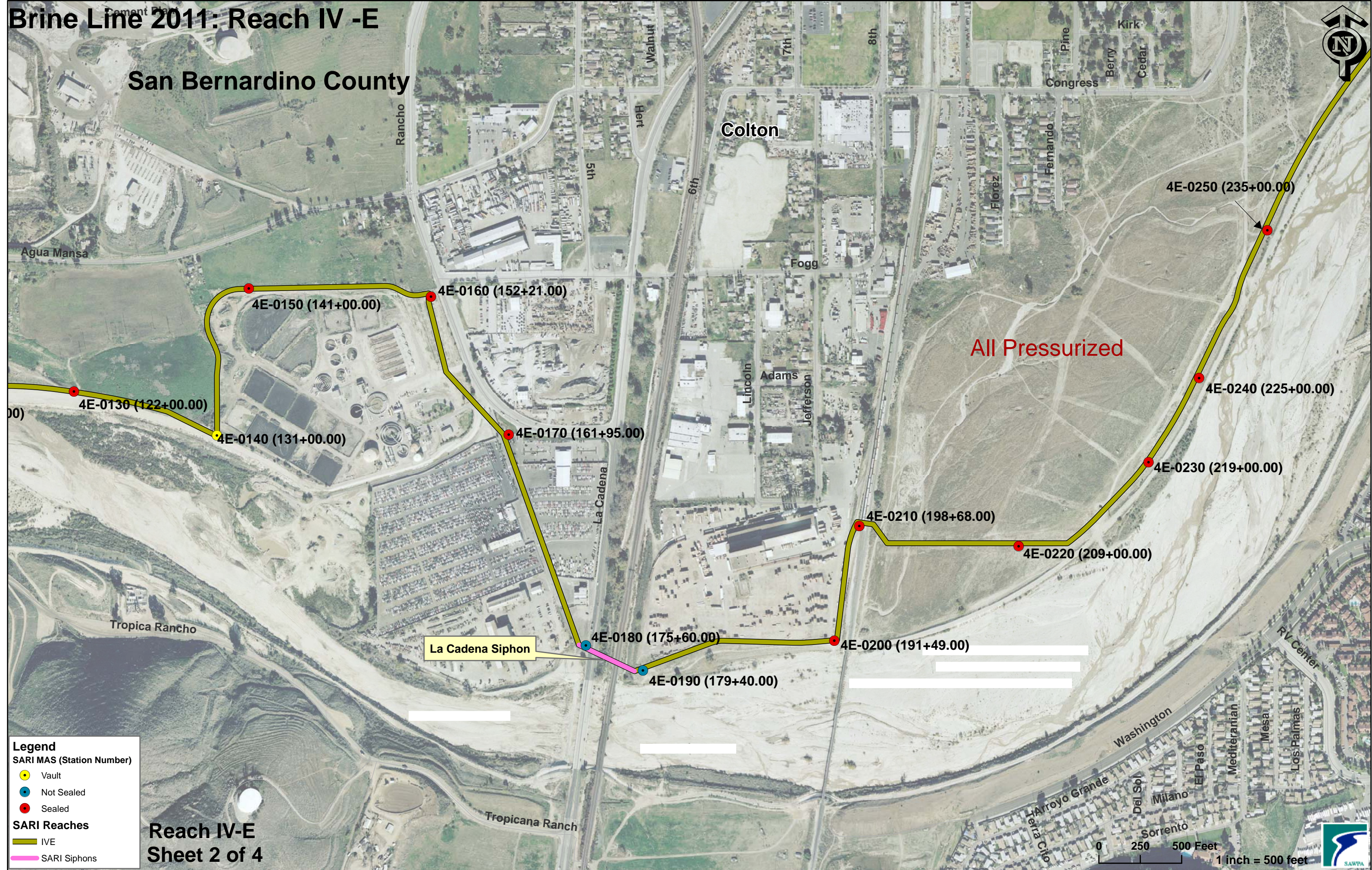
- IVE
- SARI Siphon
- SARI Stub-outs
- SARI Laterals

**Reach IV-E**  
**Sheet 1 of 4**



# Brine Line 2011: Reach IV -E

## San Bernardino County



All Pressurized

**Legend**  
SARI MAS (Station Number)  
● Vault  
● Not Sealed  
● Sealed  
SARI Reaches  
IVE  
SARI Siphons

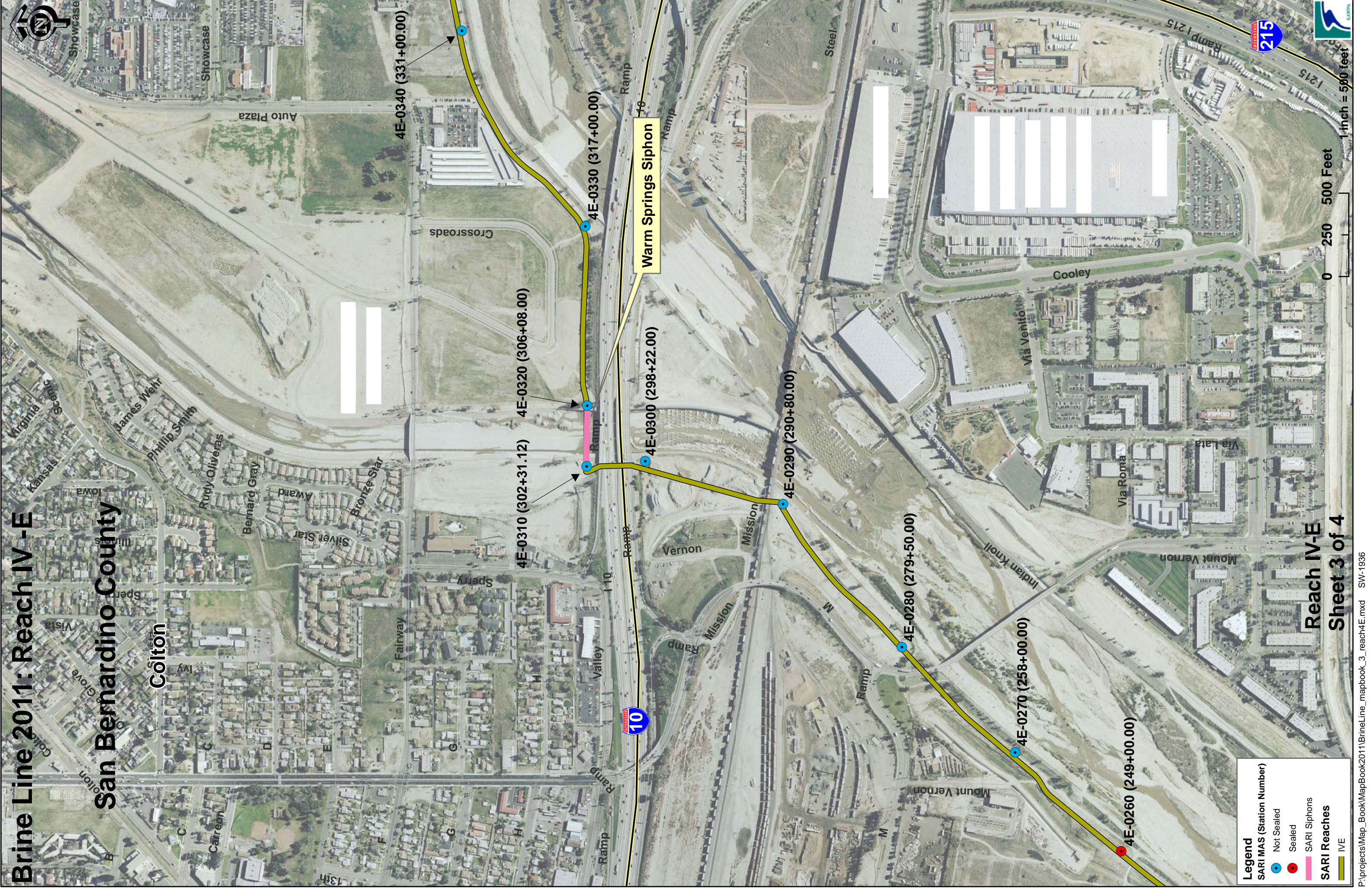
Reach IV-E  
Sheet 2 of 4



# Brine Line 2011: Reach IV - E

## San Bernardino County

Colton



4E-0340 (331+00.00)

4E-0330 (317+00.00)

Warm Springs Siphon

4E-0300 (298+22.00)

4E-0310 (302+31.12)

4E-0320 (306+08.00)

4E-0290 (290+80.00)

4E-0280 (279+50.00)

4E-0270 (258+00.00)

4E-0260 (249+00.00)

**Legend**

SARI MAS (Station Number)

- Not Sealed
- Sealed
- SARI Siphons

SARI Reaches

- IVE

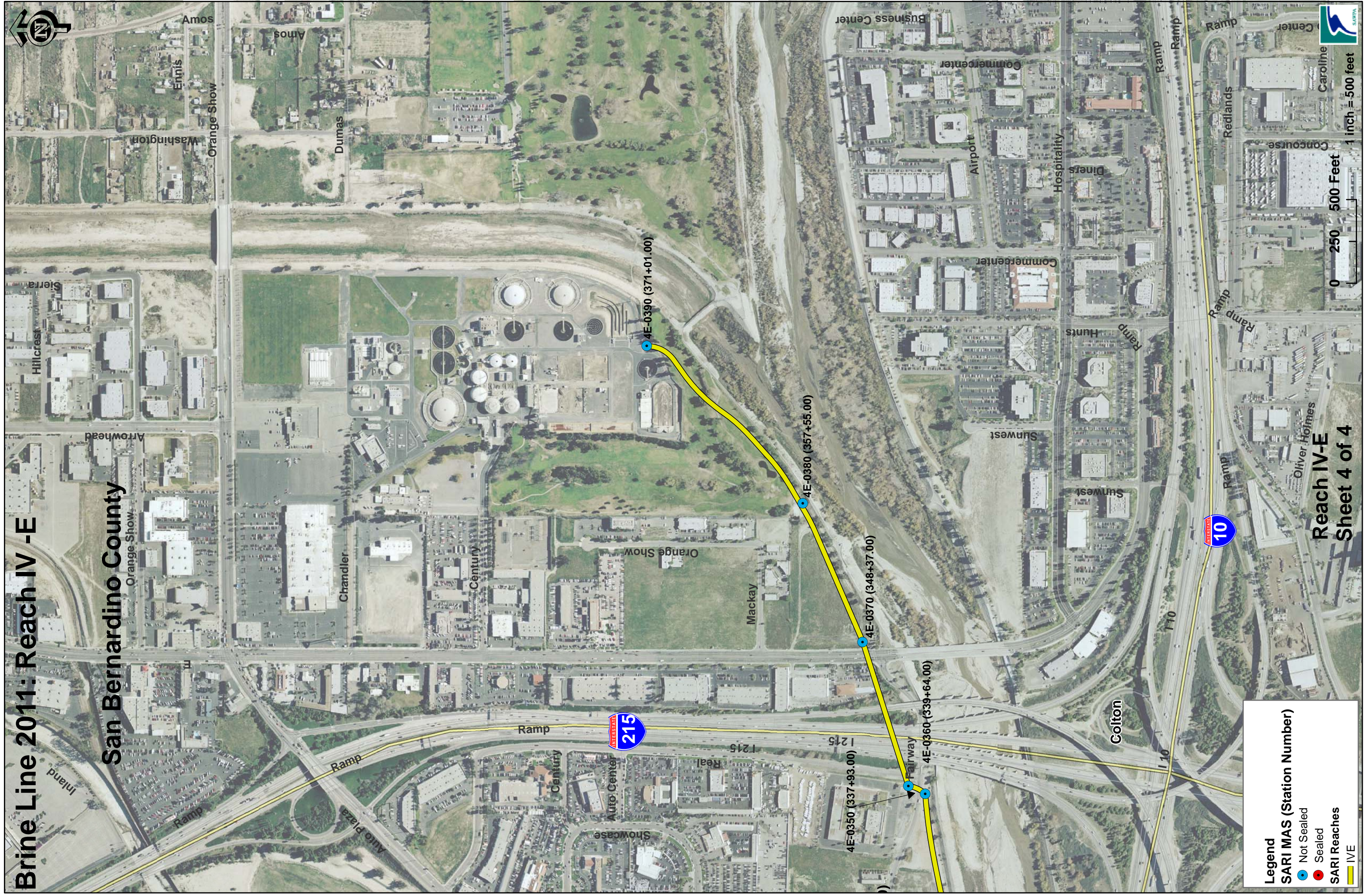
Reach IV-E  
Sheet 3 of 4



1 inch = 500 feet

# Brine Line 2011: Reach IV -E

## San Bernardino County



**Legend**

- SARI MAS (Station Number)
- Not Sealed (Blue circle)
- Sealed (Red circle)
- SARI Reaches (Yellow line)
- IVE (Yellow line)

Reach IV-E  
Sheet 4 of 4

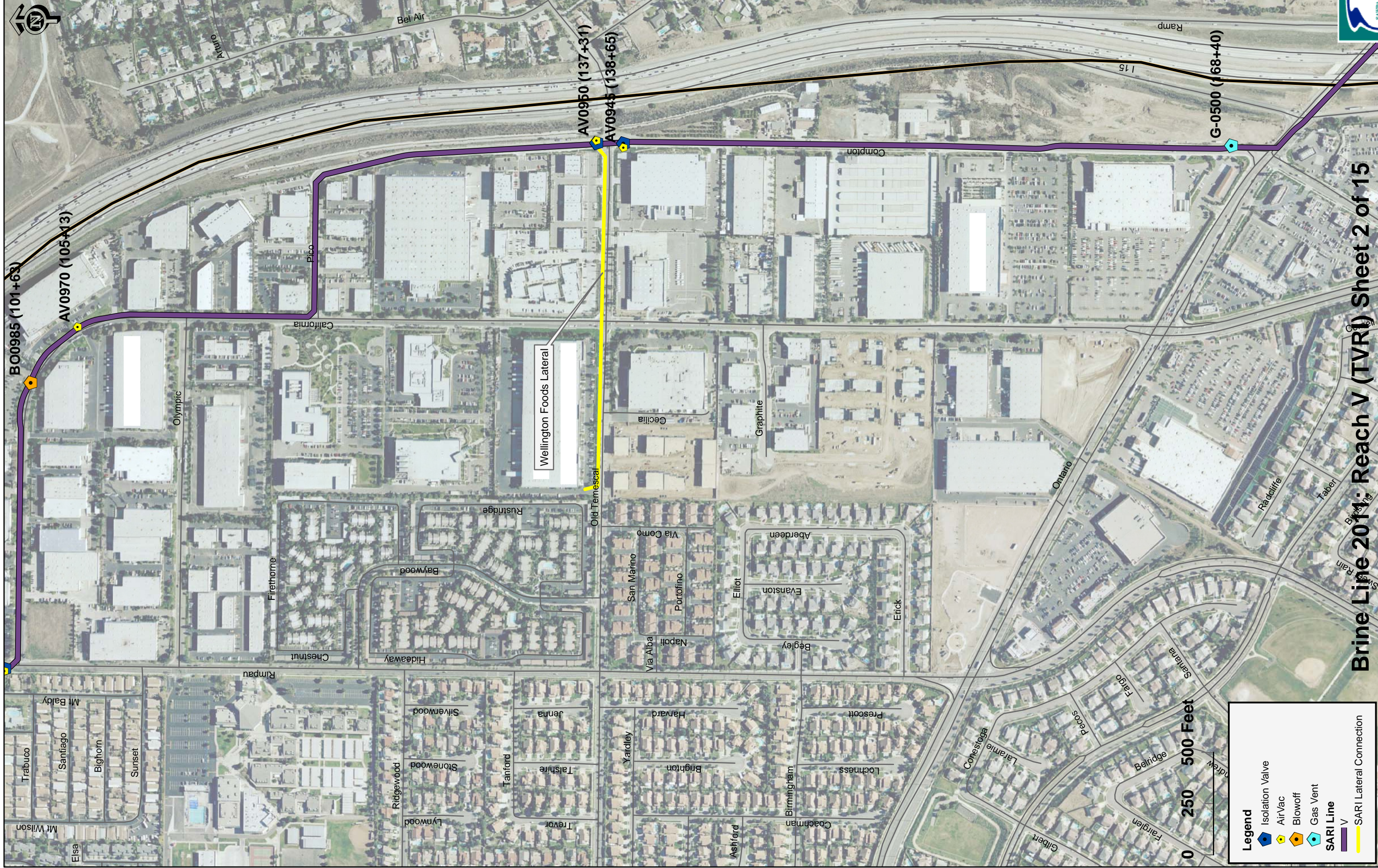




**Legend**

- Isolation Valve
- AirVac
- SARI Line
- Reach
- V
- IVB





Wellington Foods Lateral

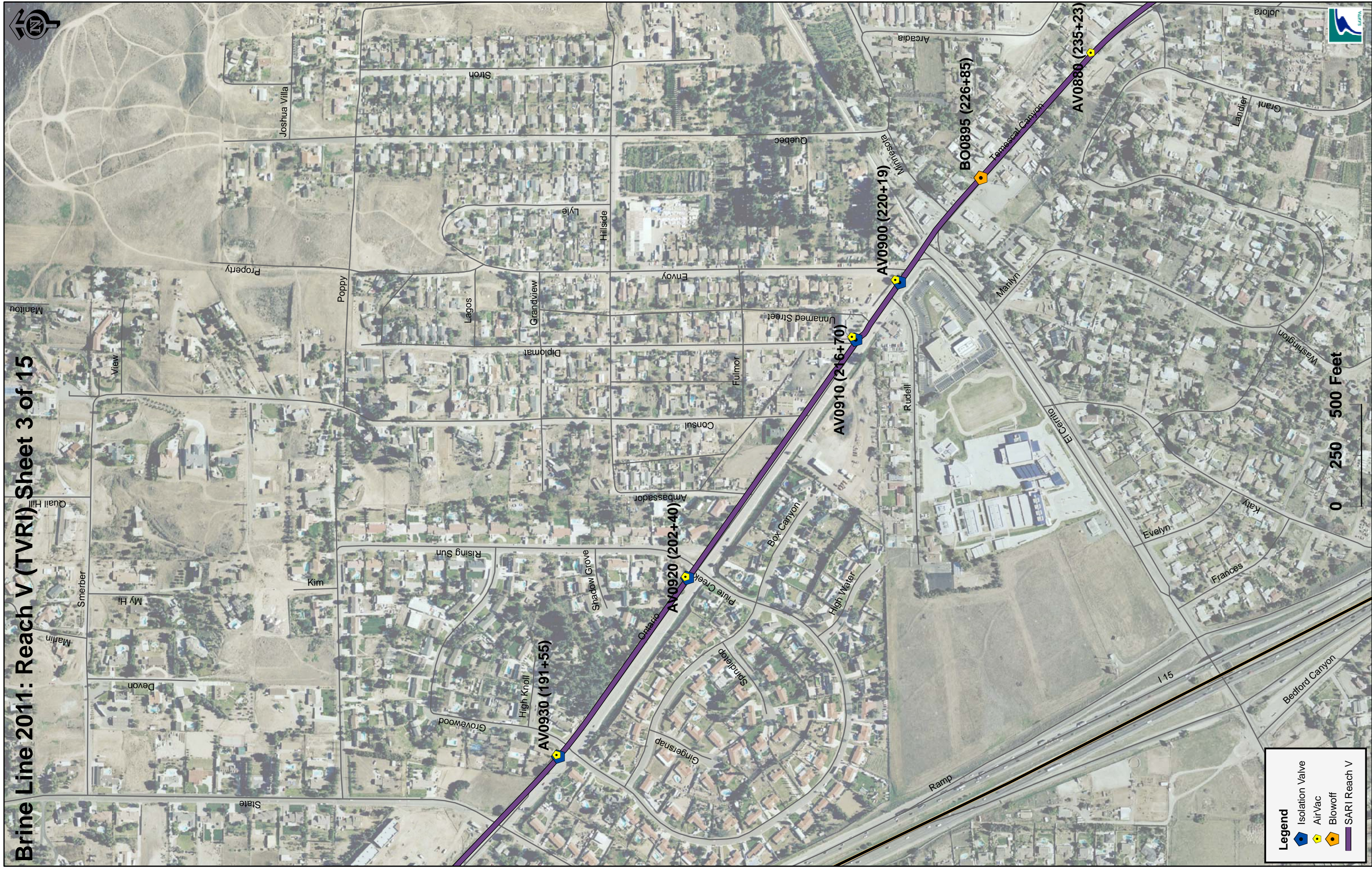
0 250 500 Feet

**Legend**

- Isolation Valve
- Air/Vac
- Blowoff
- Gas Vent
- SARI Lateral Connection
- SARI Lateral Connection

# Brine Line 2011: Reach V (TVRI) Sheet 2 of 15

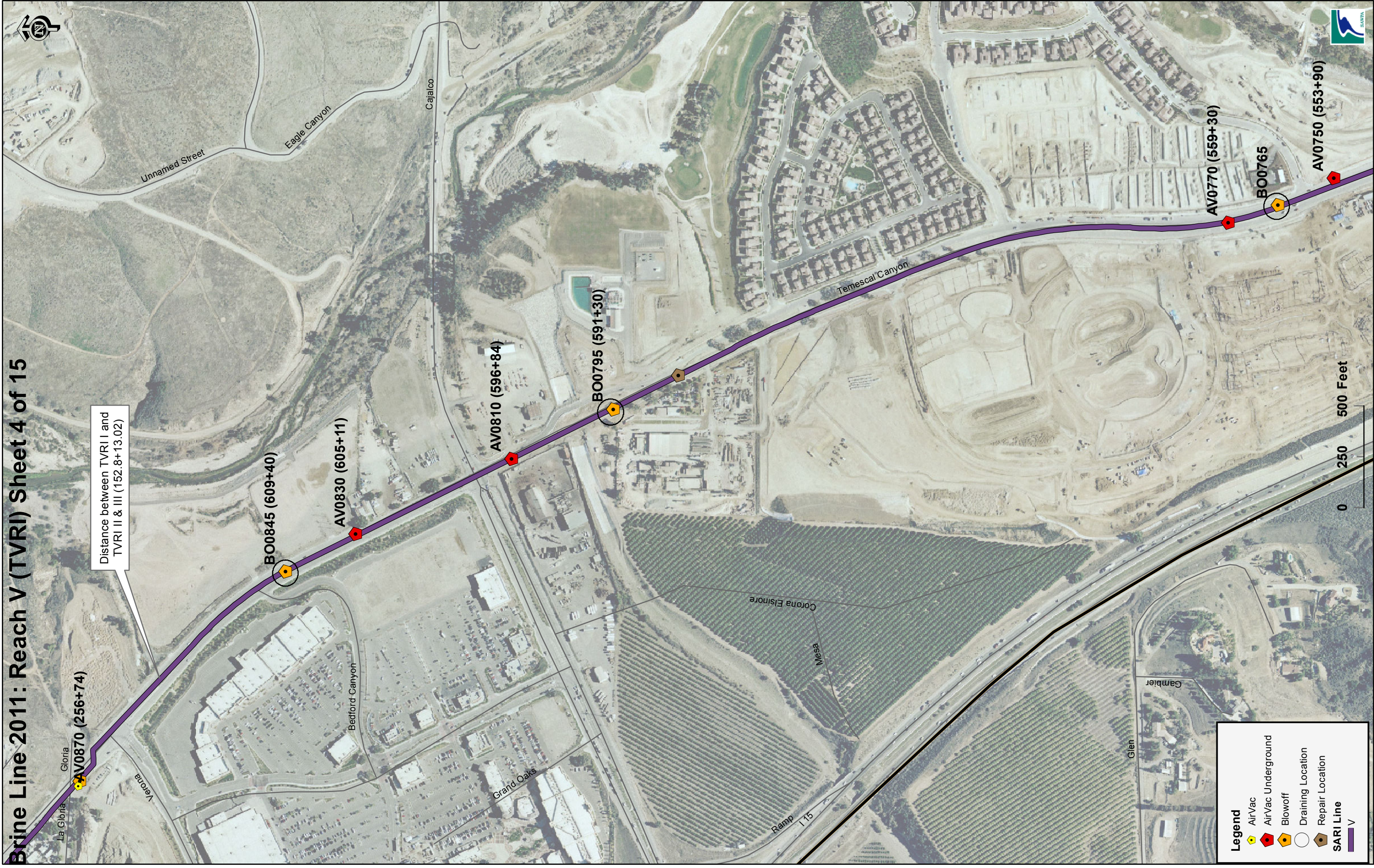
# Brine Line 2011: Reach V (TVRI) Sheet 3 of 15



- Legend**
- Isolation Valve
  - AirVac
  - Blowoff
  - SARI Reach V

0 250 500 Feet

# Brine Line 2011: Reach V (TVRI) Sheet 4 of 15



Distance between TVRI I and TVRI II & III (152.8+13.02)

**Legend**

- AirVac
- AirVac Underground
- Blowoff
- Draining Location
- Repair Location
- SARI Line
- V



**Legend**

- AirVac
- AirVac Underground
- Blowoff
- Drainage Location
- Gate Valve
- SARI Line
- V





# Brine Line 2011: Reach V (TVRI) Sheet 6 of 15



### Legend


-  AirVac
-  AirVac Underground
-  Blowoff
-  SARI Line
-  V



# Brine Line 2011: Reach V (TVRI) Sheet 7 of 15




Brine Line 2011: Reach V (TVRI) Sheet 8 of 15



**Legend**

- Blowoff
- SARI Line
- V








Brine Line 2011: Reach V (TVRI) Sheet 9 of 15



**Legend**

-  AirVac, yes
-  Gate Valve, no
- SARI Line**
-  V



# Brine Line 2011: Reach V (TVRI) Sheet 10 of 15



**Legend**

- AirVac
- AirVac Underground
- Blowoff

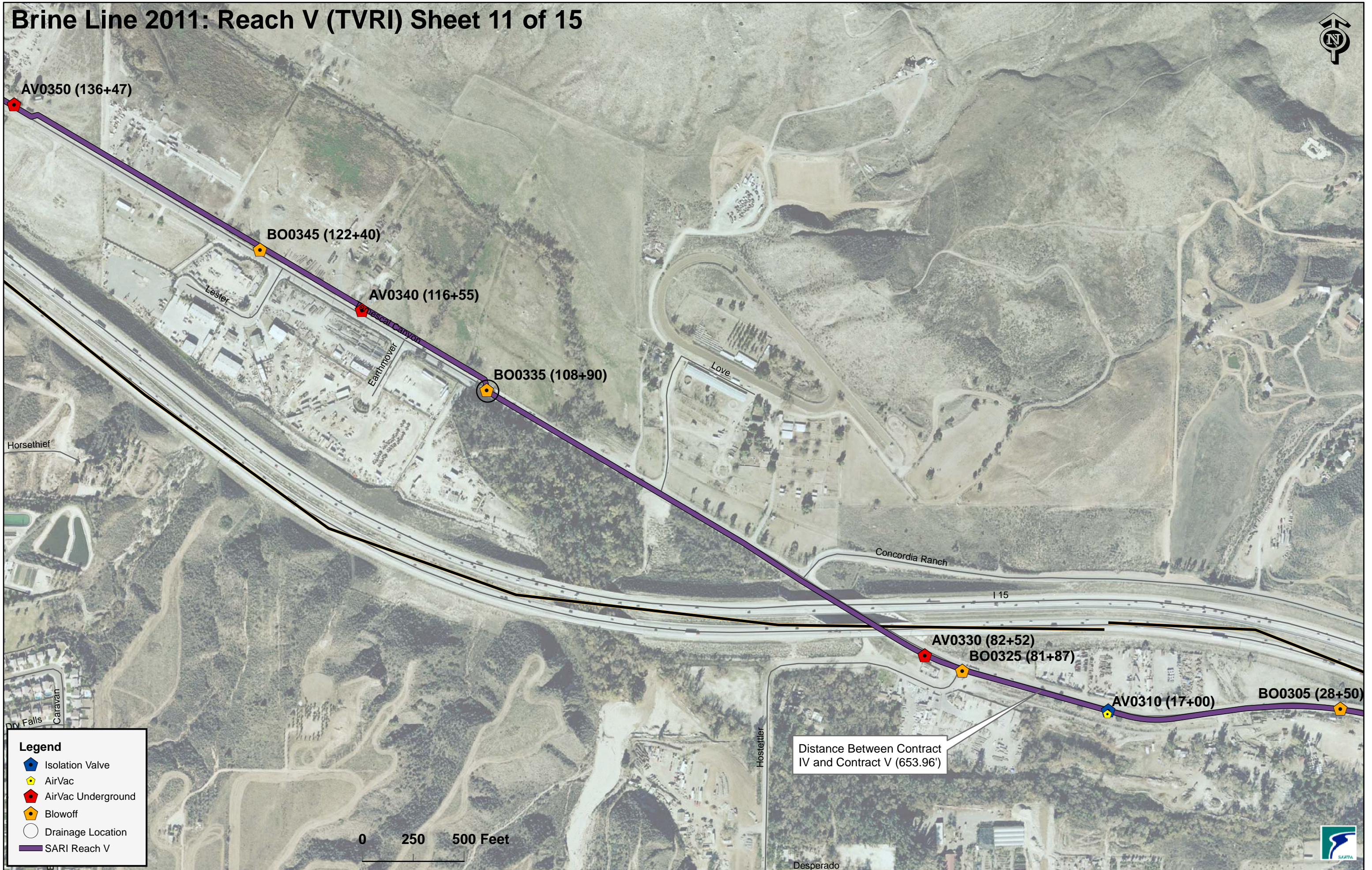
**SARI Line**

- V

0 250 500 Feet



# Brine Line 2011: Reach V (TVRI) Sheet 11 of 15



**Legend**

- Isolation Valve
- AirVac
- AirVac Underground
- Blowoff
- Drainage Location
- SARI Reach V

Distance Between Contract IV and Contract V (653.96')

# Brine Line 2011: Reach V (TVRI) Sheet 12 of 15

Big Canyon



V-0300

Ramp

I-15

AV0290 (53+00)

Temescal Canyon  
BO0285 (59+00)

GV100

AV0260 (91+04)

Lake

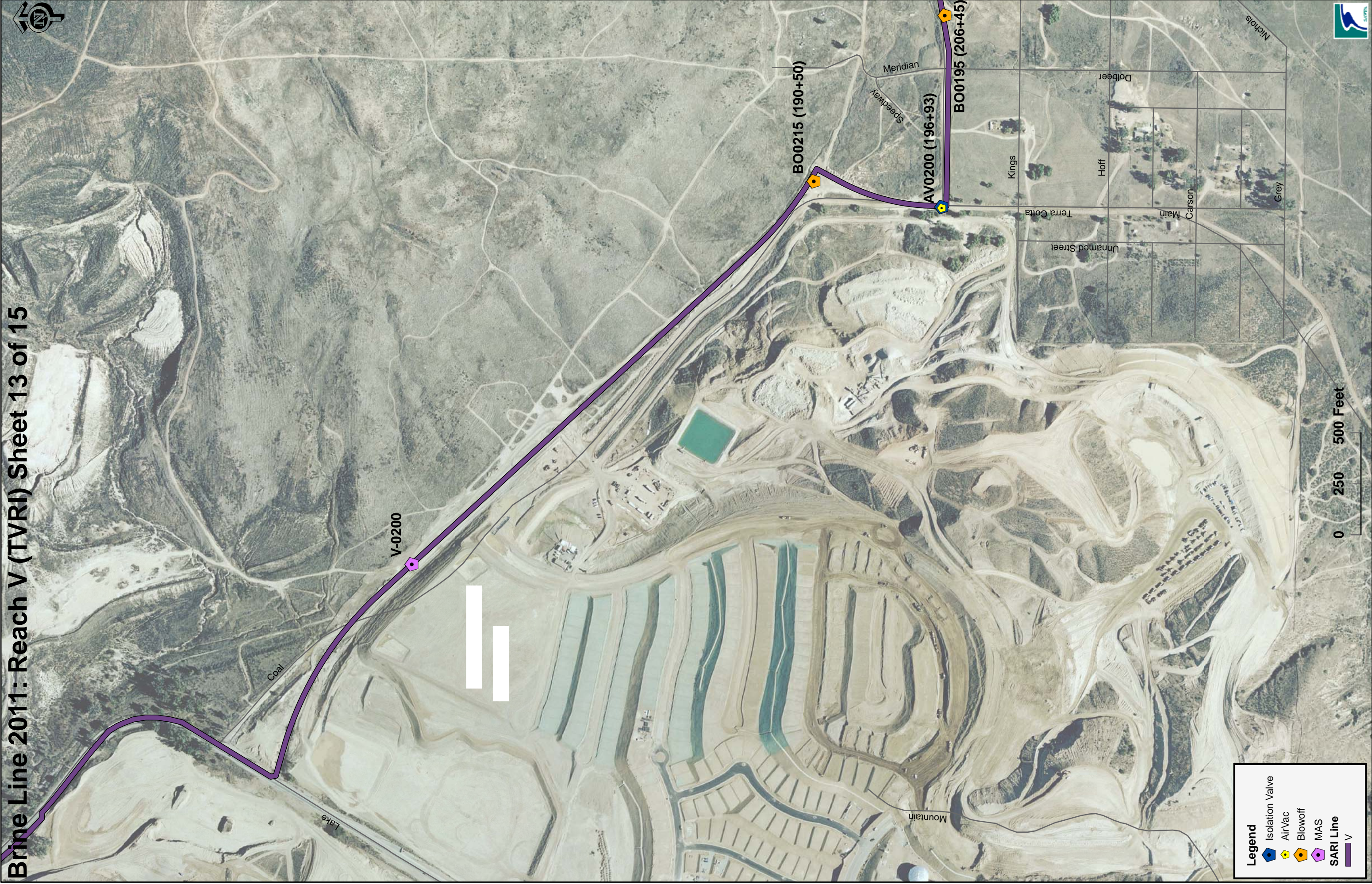
AV0250 (115+87)

### Legend

- Isolation Valve
- Air/Vac
- Blowoff
- Gate Valve, Maintenance Access Structure
- SARI Line
- V


0 250 500 Feet

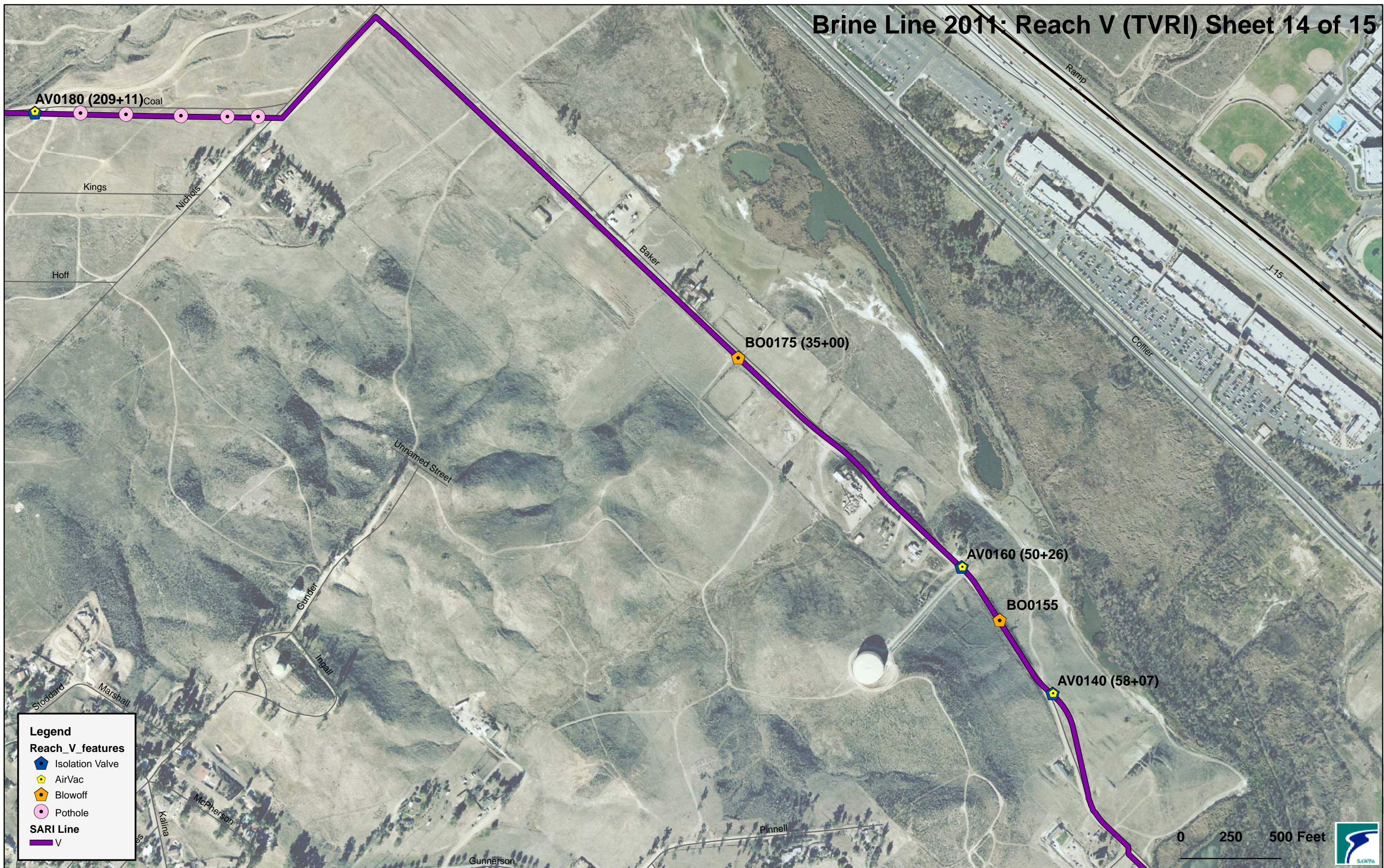




**Legend**

- Isolation Valve
- Air/Vac
- Blowoff
- MAS
- SARI Line
- V





**Legend**

**Reach\_V\_features**

- Isolation Valve
- AirVac
- Blowoff
- Pothole

**SARI Line**

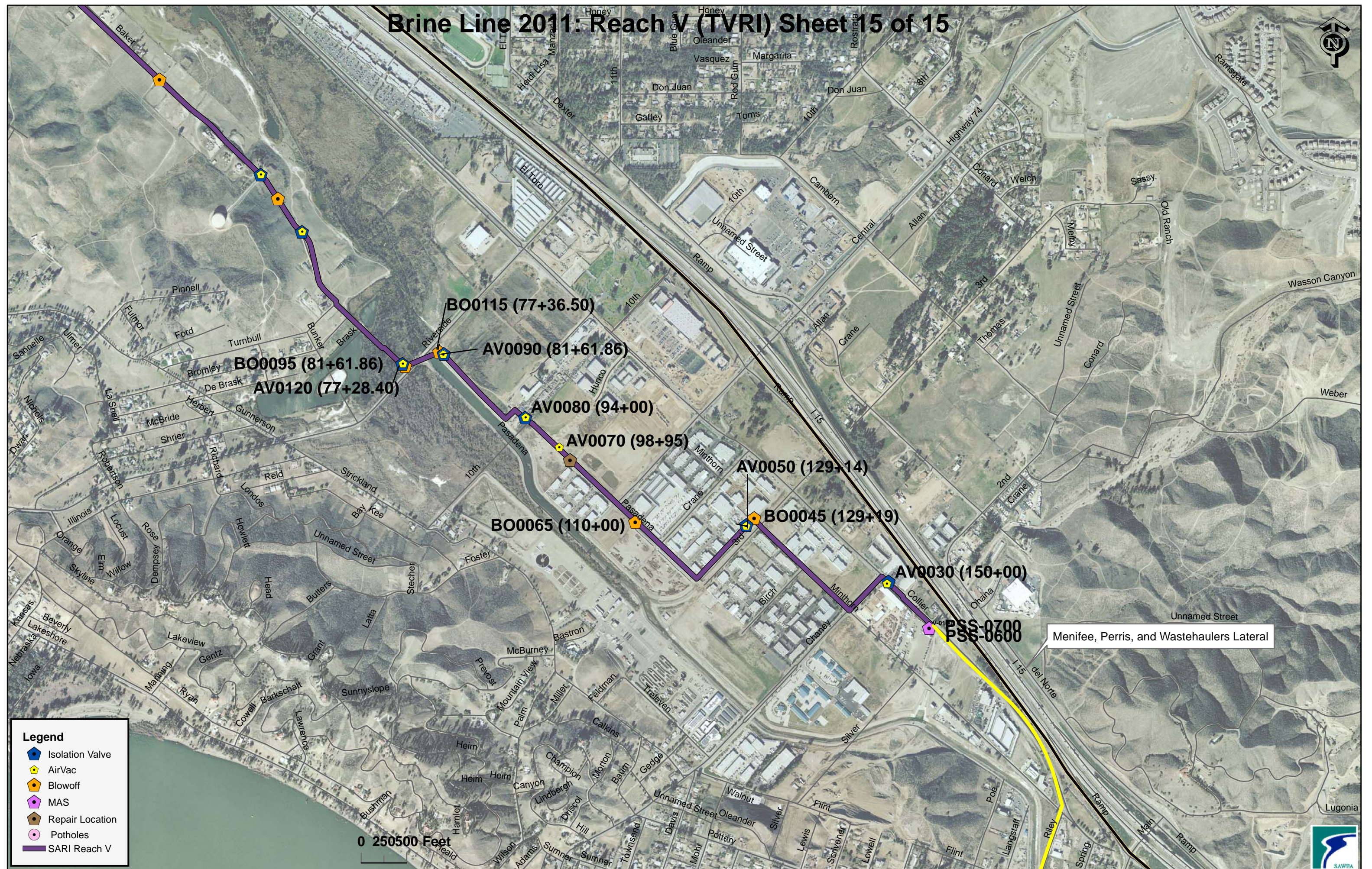
- V

0 250 500 Feet





# Brine Line 2011: Reach V (TVRI) Sheet 15 of 15



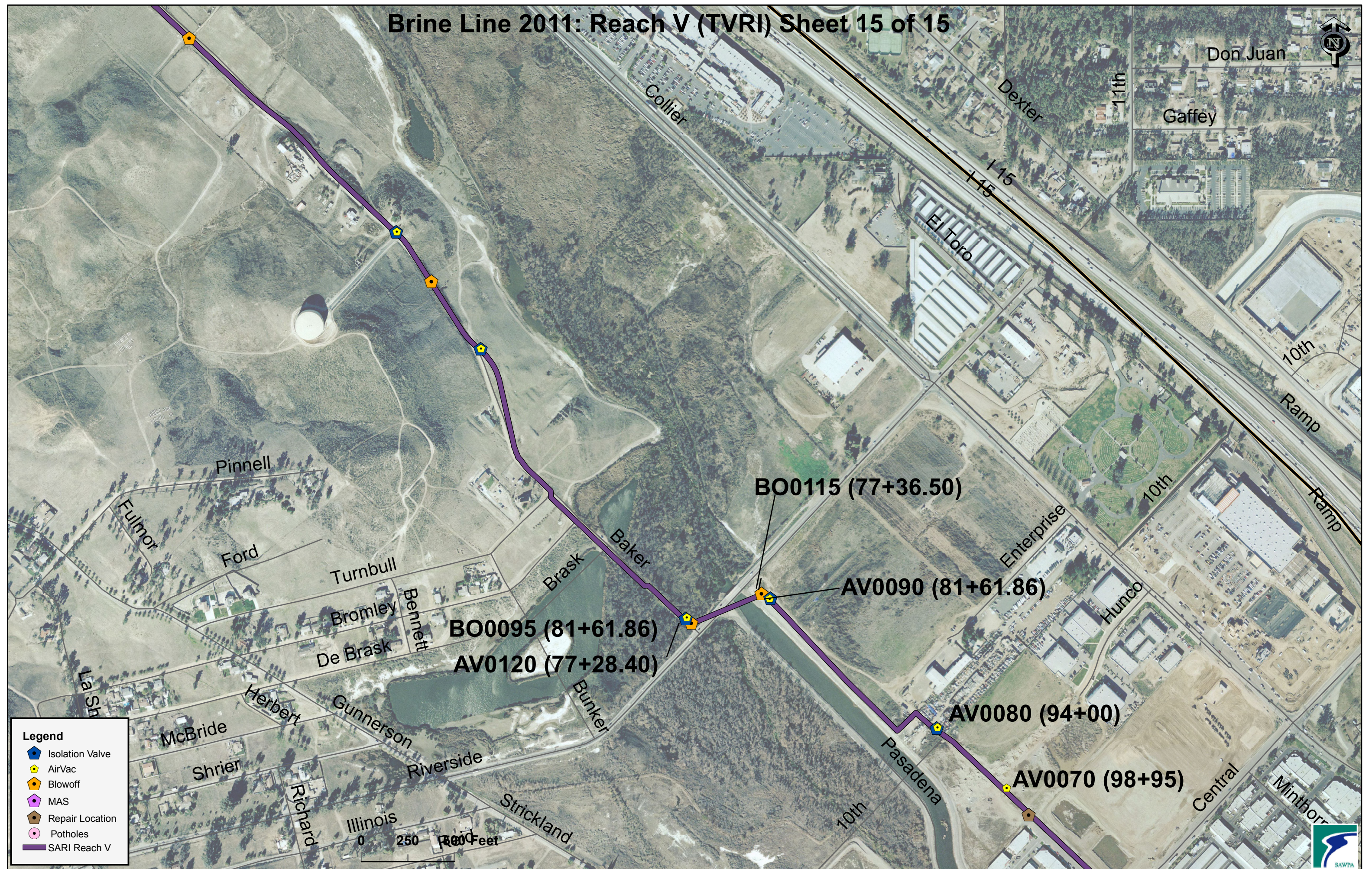
**Legend**

- Isolation Valve
- AirVac
- Blowoff
- MAS
- Repair Location
- Potholes
- SARI Reach V








0 250500 Feet

Menifee, Perris, and Wastehaulers Lateral

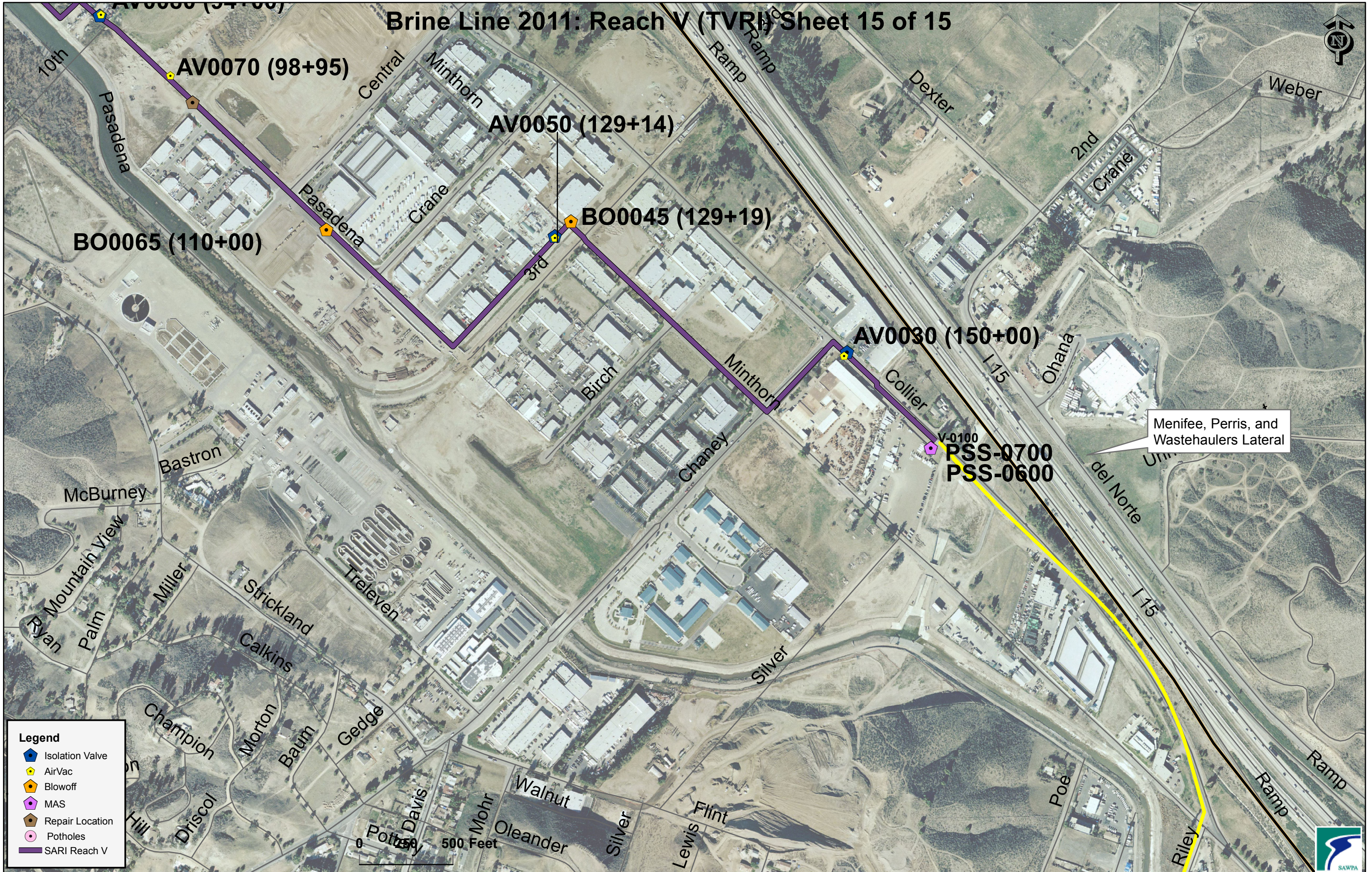




**Legend**

-  Isolation Valve
-  AirVac
-  Blowoff
-  MAS
-  Repair Location
-  Potholes
-  SARI Reach V

# Brine Line 2011: Reach V (TVRI) Sheet 15 of 15



**BO0065 (110+00)**

**AV0070 (98+95)**

**AV0050 (129+14)**








**BO0045 (129+19)**

**AV0030 (150+00)**

**V-0100  
PSS-0700  
PSS-0600**

Menifee, Perris, and  
Wastehaulers Lateral

**Legend**

-  Isolation Valve
-  AirVac
-  Blowoff
-  MAS
-  Repair Location
-  Potholes
-  SARI Reach V

0 500 Feet



SARI Pipeline Characteristics

Reach	From MAS	To MAS	Pipe Material	Pipe Diameter	Notes
IV	4A-0000	4-0180	STEEL	60	
IV	4-0180	4-0170	RCP	60	
IV	4-0170	4-0160	RCP	60	
IV	4-0160	4-0150	RCP	60	
IV	4-0150	4-0140	RCP (PVC Lined)	48	
IV	4-0140	4-0130	RCP (PVC Lined)	48	
IV	4-0130	4-0120	RCP (PVC Lined)	48	
IV	4-0120	4-0110	RCP (PVC Lined)	48	
IV	4-0110	4-0100	RCP (PVC Lined)	48	
IV	4-0100	4-0090	RCP (PVC Lined)	48	
IV	4-0090	4-0080	RCP (PVC Lined)	48	
IV	4-0080	4-0070	RCP (PVC Lined)	48	
IV	4-0070	4-0060	RCP (PVC Lined)	48	
IV	4-0060	4-0050	RCP (PVC Lined)	48	
IV	4-0050	4-0040	RCP (PVC Lined)	42	
IV	4-0040	4-0030	RCP (PVC Lined)	42	
IV	4-0030	4-0020	RCP (PVC Lined)	42	
IV	4-0020	4-0010	RCP (PVC Lined)	42	
IVA	4A-0680	4A-0670	RCP	27	
IVA	4A-0670	4A-0660	RCP	27	
IVA	4A-0660	4A-0650	RCP	27	
IVA	4A-0650	4A-0640	RCP	27	
IVA	4A-0640	4A-0630	RCP	27	
IVA	4A-0630	4A-0620	RCP	27	
IVA	4A-0620	4A-0610	RCP	27	
IVA	4A-0610	4A-0600	RCP	27	
IVA	4A-0600	4A-0590	RCP	27	
IVA	4A-0590	4A-0580	RCP	27	
IVA	4A-0580	4A-0570	RCP	27	
IVA	4A-0570	4A-0560	RCP	27	
IVA	4A-0560	4A-0550	RCP	27	
IVA	4A-0550	4A-0540	RCP	27	
IVA	4A-0540	4A-0530	RCP	27	
IVA	4A-0530	4A-0520	RCP	27	
IVA	4A-0520	4A-0510	RCP	27	
IVA	4A-0510	4A-0500	RCP	27	
IVA	4A-0500	4A-0490	RCP	27	
IVA	4A-0490	4A-0480	RCP	27	
IVA	4A-0480	4A-0470	RCP	27	
IVA	4A-0470	4A-0460	RCP	27	
IVA	4A-0460	4A-0450	RCP	27	
IVA	4A-0450	4A-0440	RCP	27	
IVA	4A-0440	4A-0430	RCP	27	
IVA	4A-0430	4A-0420	RCP	27	
IVA	4A-0420	4A-0410	RCP	27	
IVA	4A-0410	4A-0400	RCP	27	
IVA	4A-0400	4A-0390	RCP	27	
IVA	4A-0390	4A-0380	RCP	27	
IVA	4A-0380	4A-0370	RCP	27	
IVA	4A-0370	4A-0360	CML&C STEEL	24	
IVA	4A-0360	4A-0350	RCP	27	
IVA	4A-0350	4A-0340	RCP	27	
IVA	4A-0340	4A-0330	RCP	27	
IVA	4A-0330	4A-0320	RCP	27	
IVA	4A-0320	4A-0310	RCP	27	
IVA	4A-0310	4A-0300	RCP	27	
IVA	4A-0300	4A-0290	RCP	27	
IVA	4A-0290	4A-0280	RCP	27	
IVA	4A-0280	4A-0270	RCP	27	
IVA	4A-0270	4A-0260	RCP	27	
IVA	4A-0260	4A-0250	RCP	27	
IVA	4A-0250	4A-0240	RCP	27	
IVA	4A-0240	4A-0230	RCP	27	
IVA	4A-0230	4A-0220	RCP	27	
IVA	4A-0220	4A-0210	RCP	27	
IVA	4A-0210	4A-0200	RCP	27	
IVA	4A-0200	4A-0190	RCP	27	
IVA	4A-0190	4A-0180	RCP	27	
IVA	4A-0180	4D-0010	RCP	42	
IVA	4D-0010	4A-0170	RCP	42	
IVA	4A-0170	4A-0160	RCP	42	
IVA	4A-0160	4A-0150	RCP	42	
IVA	4A-0150	4A-0140	RCP	42	
IVA	4A-0140	4A-0130	RCP	42	
IVA	4A-0130	4A-0120	RCP	42	

## SARI Pipeline Characteristics

IVA	4A-0120	4A-0110	RCP	42		
IVA	4A-0110	4A-0100	RCP	42		
IVA	4A-0100	4A-0090	RCP	42		
IVA	4A-0090	4A-0080	RCP	42		
IVA	4A-0080	4A-0070	RCP	42		
IVA	4A-0070	4A-0060	RCP	42		
IVA	4A-0060	4A-0050	RCP	42		
IVA	4A-0050	4A-0040	RCP	42		
IVA	4A-0040	4A-0030	RCP	42		
IVA	4A-0030	4A-0020	RCP	42		
IVA	4A-0020	4A-0010	RCP	42		
IVA	4A-0010	4A-0000	RCP	42		
IVB	4B-0890	4B-0880	PVC	16		
IVB	4B-0880	4B-0870	PVC	16		
IVB	4B-0870	4B-0860	PVC	16		
IVB	4B-0860	4B-0850	PVC	16		
IVB	4B-0850	4B-0840	PVC	16		
IVB	4B-0840	4B-0830	PVC	16		
IVB	4B-0830	4B-0820	PVC	16		
IVB	4B-0820	4B-0810	PVC	16		
IVB	4B-0810	4B-0800	PVC	16		
IVB	4B-0800	4B-0790	PVC	16		
IVB	4B-0790	4B-0780	PVC	16		
IVB	4B-0780	4B-0770	PVC	16		
IVB	4B-0770	4B-0760	PVC	16		
IVB	4B-0760	4B-0750	PVC	16		
IVB	4B-0750	4B-0740	PVC	16		
IVB	4B-0740	4B-0730	PVC	16		
IVB	4B-0730	4B-0720	PVC	16		
IVB	4B-0720	4B-0710	PVC	16		
IVB	4B-0710	4B-0700	PVC	16		
IVB	4B-0700	4B-0690	PVC	16		
IVB	4B-0690	4B-0680	PVC	16		
IVB	4B-0680	4B-0670	PVC	16		
IVB	4B-0670	4B-0660	PVC	16		
IVB	4B-0660	4B-0650	PVC	16		
IVB	4B-0650	4B-0640	PVC	16		
IVB	4B-0640	4B-0630	PVC	16		
IVB	4B-0630	4B-0620	PVC	16		
IVB	4B-0620	4B-0610	PVC	16		
IVB	4B-0610	4B-0600	PVC	18		
IVB	4B-0600	4B-0590	PVC	18		
IVB	4B-0590	4B-0580	PVC	18		
IVB	4B-0580	4B-0570	PVC	18		
IVB	4B-0570	4B-0560	PVC	18		
IVB	4B-0560	4B-0550	PVC	18		
IVB	4B-0550	4B-0540	PVC	18		
IVB	4B-0540	4B-0530	PVC	18		
IVB	4B-0530	4B-0520	PVC	18		
IVB	4B-0520	4B-0510	PVC	18		
IVB	4B-0510	4B-0500	PVC	18		
IVB	4B-0500	4B-0490	PVC	18		
IVB	4B-0490	4B-0480	PVC	36		
IVB	4B-0480	4B-0470		0		
IVB	4B-0470	4B-0450	PVC	36		
IVB	4B-0450	4B-0440	PVC	36		
IVB	4B-0440	4B-0430	PVC	36		
IVB	4B-0430	4B-0420	PVC	36		
IVB	4B-0420	4B-0410	PVC	36		
IVB	4B-0410	4B-0400	PVC	36		
IVB	4B-0400	4B-0390	PVC	36		
IVB	4B-0390	4B-0380	PVC	36		
IVB	4B-0380	4B-0360	PVC	36		
IVB	4B-0360	4B-0350	PVC	36		
IVB	4B-0350	4B-0340	PVC	36		
IVB	4B-0340	4B-0330	PVC	36		
IVB	4B-0330	4B-0320	PVC	36		
IVB	4B-0320	4B-0310	PVC	36		
IVB	4B-0310	4B-0300	VCP	30		
IVB	4B-0300	4B-0290	VCP	30		
IVB	4B-0290	4B-0280	VCP	30		
IVB	4B-0280	4B-0270	VCP	30		
IVB	4B-0270	4B-0260	VCP	36		
IVB	4B-0260	4B-0250	VCP	36		
IVB	4B-0250	4B-0240	VCP	36		
IVB	4B-0240	4B-0230	VCP	36		

## SARI Pipeline Characteristics

IVB	4B-0230	4B-0220	VCP	36	
IVB	4B-0220	CRC-0010	VCP	36	
IVB	CRC-0010	4B-0210	VCP	36	
IVB	4B-0210	4B-0200	VCP	36	
IVB	4B-0200	4B-0195	VCP	36	
IVB	4B-0195	4B-0190	VCP	36	
IVB	4B-0190	4B-0180	VCP	36	
IVB	4B-0180	4B-0170	VCP	36	
IVB	4B-0170	4B-0150	VCP	36	
IVB	4B-0150	4B-0140	RCP	36	
IVB	4B-0140	4B-0130	RCP	36	
IVB	4B-0130	4B-0120	RCP	36	
IVB	4B-0120	4B-0110	RCP	36	
IVB	4B-0110	4B-0100	RCP	36	
IVB	4B-0100	4B-0090	RCP	36	
IVB	4B-0090	4B-0080	RCP	36	
IVB	4B-0080	4B-0070	RCP	36	
IVB	4B-0070	4B-0060	RCP	36	
IVB	4B-0060	4B-0050	RCP	36	
IVB	4B-0050	4B-0040	RCP	36	
IVB	4B-0040	4B-0030	RCP	36	
IVB	4B-0030	4B-0020	RCP	36	
IVB	4B-0020	4B-0010	RCP	36	
IVB	4B-0010	4A-0000	RCP	36	
IVD	4D-1550	4D-1540	VCP	36	
IVD	4D-1540	4D-1530	VCP	36	
IVD	4D-1530	4D-1520	VCP	36	
IVD	4D-1520	4D-1510	VCP	36	
IVD	4D-1510	4D-1500	VCP	36	
IVD	4D-1500	4D-1490	VCP	39	
IVD	4D-1490	4D-1480	VCP	39	
IVD	4D-1480	4D-1470	VCP	39	
IVD	4D-1470	4D-1460	VCP	39	
IVD	4D-1460	4D-1450	VCP	39	
IVD	4D-1450	4D-1440	VCP	39	
IVD	4D-1440	4D-1430	VCP	39	
IVD	4D-1430	4D-1420	VCP	39	
IVD	4D-1420	4D-1410	VCP	39	
IVD	4D-1410	4D-1400	VCP	39	
IVD	4D-1400	4D-1390	VCP	39	
IVD	4D-1390	4D-1380	VCP	39	
IVD	4D-1380	4D-1370	VCP	39	
IVD	4D-1370	4D-1360	VCP	39	
IVD	4D-1360	4D-1350	VCP	39	
IVD	4D-1350	4D-1340	VCP	39	
IVD	4D-1340	4D-1330	VCP	39	
IVD	4D-1330	4D-1320	VCP	39	
IVD	4D-1320	4D-1310	VCP	39	
IVD	4D-1310	4D-1300	VCP	39	
IVD	4D-1300	4D-1290	VCP	39	
IVD	4D-1290	4D-1280	VCP	39	
IVD	4D-1280	4D-1270	VCP	39	
IVD	4D-1270	4D-1260	VCP	39	
IVD	4D-1260	4D-1250	VCP	39	
IVD	4D-1250	4D-1240	VCP	39	
IVD	4D-1240	4D-1230	VCP	39	
IVD	4D-1230	4D-1220	VCP	39	
IVD	4D-1220	4D-1210	VCP	39	
IVD	4D-1210	4D-1200	VCP	39	
IVD	4D-1200	4D-1190	HDPE	48	
IVD	4D-1190	4D-1180	RCP (PVC Lined)	39	
IVD	4D-1180	4D-1170	RCP (PVC Lined)	39	
IVD	4D-1170	4D-1160	RCP (PVC Lined)	39	
IVD	4D-1160	4D-1150	RCP (PVC Lined)	39	
IVD	4D-1150	4D-1140	RCP (PVC Lined)	39	
IVD	4D-1140	4D-1130	RCP (PVC Lined)	39	
IVD	4D-1130	4D-1120	RCP (PVC Lined)	39	
IVD	4D-1120	4D-1110	RCP (PVC Lined)	39	
IVD	4D-1110	4D-1100	RCP (PVC Lined)	39	
IVD	4D-1100	4D-1090	RCP (PVC Lined)	39	
IVD	4D-1090	4D-1080	RCP (PVC Lined)	39	
IVD	4D-1080	4D-1070	RCP (PVC Lined)	39	
IVD	4D-1070	4D-1060	RCP (PVC Lined)	39	
IVD	4D-1060	4D-1050	RCP (PVC Lined)	39	
IVD	4D-1050	4D-1040	RCP (PVC Lined)	39	
IVD	4D-1040	4D-1030	RCP (PVC Lined)	39	

## SARI Pipeline Characteristics

IVD	4D-1030	4D-1020	RCP (PVC Lined)	39	
IVD	4D-1020	4D-1010	RCP (PVC Lined)	39	
IVD	4D-1010	4D-0980	RCP (PVC Lined)	39	
IVD	4D-0980	4D-0970	RCP (PVC Lined)	39	
IVD	4D-0970	4D-0940	RCP (PVC Lined)	39	
IVD	4D-0940	4D-0930	RCP (PVC Lined)	39	
IVD	4D-0930	4D-0920	RCP (PVC Lined)	39	
IVD	4D-0920	4D-0910	RCP (PVC Lined)	39	
IVD	4D-0910	4D-0900	RCP (PVC Lined)	39	
IVD	4D-0900	4D-0890	RCP (PVC Lined)	39	
IVD	4D-0890	4D-0880	RCP (PVC Lined)	39	
IVD	4D-0880	4D-0850	RCP (PVC Lined)	39	
IVD	4D-0850	4D-0840	RCP (PVC Lined)	39	
IVD	4D-0840	4D-0830	RCP (PVC Lined)	39	
IVD	4D-0830	4D-0820	RCP (PVC Lined)	39	
IVD	4D-0820	4D-0810	RCP (PVC Lined)	39	
IVD	4D-0810	4D-0800	RCP (PVC Lined)	39	
IVD	4D-0800	4D-0790	RCP (PVC Lined)	39	
IVD	4D-0790	4D-0780	RCP (PVC Lined)	39	
IVD	4D-0780	4D-0770	RCP (PVC Lined)	39	
IVD	4D-0770	4D-0760	RCP (PVC Lined)	39	
IVD	4D-0760	4D-0750	RCP (PVC Lined)	39	
IVD	4D-0750	4D-0740	RCP (PVC Lined)	39	
IVD	4D-0740	4D-0730	VCP	42	
IVD	4D-0730	4D-0700	VCP	42	
IVD	4D-0700	4D-0690	VCP	42	
IVD	4D-0690	4D-0680	VCP	42	
IVD	4D-0680	4D-0670	VCP	42	
IVD	4D-0670	4D-0660	VCP	42	
IVD	4D-0660	4D-0650	VCP	42	
IVD	4D-0650	4D-0640	VCP	42	
IVD	4D-0640	4D-0630	VCP	42	
IVD	4D-0630	4D-0620	VCP	42	
IVD	4D-0620	4D-0610	VCP	42	
IVD	4D-0610	4D-0600	VCP	42	
IVD	4D-0600	4D-0590	VCP	42	
IVD	4D-0590	4D-0580	VCP	42	
IVD	4D-0580	4D-0570	VCP	42	
IVD	4D-0570	4D-0560	VCP	42	
IVD	4D-0560	4D-0550	VCP	42	
IVD	4D-0550	4D-0540	VCP	42	
IVD	4D-0540	4D-0530	VCP	42	
IVD	4D-0530	4D-0520	VCP	42	
IVD	4D-0520	4D-0510	VCP	42	
IVD	4D-0510	4D-0500	VCP	42	
IVD	4D-0500	4D-0490	VCP	42	
IVD	4D-0490	4D-0480	VCP	42	
IVD	4D-0480	4D-0470	VCP	42	
IVD	4D-0470	4D-0460	RCP (PVC Lined)	42	
IVD	4D-0460	4D-0450	RCP (PVC Lined)	42	
IVD	4D-0450	4D-0440	RCP (PVC Lined)	42	
IVD	4D-0440	4D-0430	RCP (PVC Lined)	42	
IVD	4D-0430	4D-0420	RCP (PVC Lined)	42	
IVD	4D-0420	4D-0410	RCP (PVC Lined)	42	
IVD	4D-0410	4D-0400	RCP (PVC Lined)	42	
IVD	4D-0400	4D-0390	RCP (PVC Lined)	42	
IVD	4D-0390	4D-0380	RCP (PVC Lined)	42	
IVD	4D-0380	4D-0370	RCP (PVC Lined)	42	
IVD	4D-0370	4D-0360	RCP (PVC Lined)	42	
IVD	4D-0360	4D-0350	RCP (PVC Lined)	42	
IVD	4D-0350	4D-0340	RCP (PVC Lined)	42	
IVD	4D-0340	4D-0330	RCP (PVC Lined)	42	
IVD	4D-0330	4D-0320	RCP (PVC Lined)	42	
IVD	4D-0320	4D-0310	RCP (PVC Lined)	42	
IVD	4D-0310	4D-0300	RCP (PVC Lined)	42	
IVD	4D-0300	4D-0290	RCP (PVC Lined)	42	
IVD	4D-0290	4D-0280	RCP (PVC Lined)	42	
IVD	4D-0280	4D-0270	RCP (PVC Lined)	42	
IVD	4D-0270	4D-0260	RCP (PVC Lined)	42	
IVD	4D-0260	4D-0250	RCP (PVC Lined)	42	
IVD	4D-0250	4D-0240	RCP (PVC Lined)	42	
IVD	4D-0240	4D-0235	RCP (PVC Lined)	42	
IVD	4D-0235	4D-0230	RCP (PVC Lined)	42	
IVD	4D-0230	4D-0220	RCP (PVC Lined)	42	
IVD	4D-0220	4D-0210	RCP (PVC Lined)	42	
IVD	4D-0210	4D-0200	RCP (PVC Lined)	42	

SARI Pipeline Characteristics

IVD	4D-0200	4D-0190	RCP (PVC Lined)	42	
IVD	4D-0190	4D-0180	RCP (PVC Lined)	42	
IVD	4D-0180	4D-0170	RCP (PVC Lined)	42	
IVD	4D-0170	4D-0160	RCP (PVC Lined)	42	
IVD	4D-0160	4D-0150	RCP (PVC Lined)	42	
IVD	4D-0150	4D-0140	RCP (PVC Lined)	42	
IVD	4D-0140	4D-0130	RCP (PVC Lined)	42	
IVD	4D-0130	4D-0120	RCP (PVC Lined)	42	
IVD	4D-0120	4D-0118	RCP (PVC Lined)	42	
IVD	4D-0118	4D-0110	RCP (PVC Lined)	42	
IVD	4D-0110	4D-0100	RCP (PVC Lined)	42	
IVD	4D-0100	4D-0090	RCP (PVC Lined)	42	
IVD	4D-0090	4D-0080	RCP (PVC Lined)	42	
IVD	4D-0080	4D-0070	RCP (PVC Lined)	42	
IVD	4D-0070	4D-0060	RCP (PVC Lined)	42	
IVD	4D-0060	4D-0030	RCP (PVC Lined)	42	
IVD	4D-0030	4D-0020	RCP (PVC Lined)	42	
IVD	4D-0020	4D-0010	RCP (PVC Lined)	42	
IVE	4E-0390	4E-0380	RCPP	36	
IVE	4E-0380	4E-0370	RCPP	36	
IVE	4E-0370	4E-0360	RCPP	36	
IVE	4E-0360	4E-0350	RCPP	36	
IVE	4E-0350	4E-0340	RCPP	36	
IVE	4E-0340	4E-0330	RCPP	36	
IVE	4E-0330	4E-0320	RCPP	36	
IVE	4E-0320	4E-0310	Jacked RCPP	36	
IVE	4E-0310	4E-0300	RCPP	36	
IVE	4E-0300	4E-0290	RCPP	36	
IVE	4E-0290	4E-0280	RCPP	36	
IVE	4E-0280	4E-0270	Jacked RCPP	36	
IVE	4E-0270	4E-0260	RCPP	36	
IVE	4E-0260	4E-0250	RCPP	36	
IVE	4E-0250	4E-0240	RCPP	36	
IVE	4E-0240	4E-0230	RCPP	36	
IVE	4E-0230	4E-0220	RCPP	36	
IVE	4E-0220	4E-0210	RCPP	36	
IVE	4E-0210	4E-0200	RCPP	36	
IVE	4E-0200	4E-0190	RCPP	36	
IVE	4E-0190	4E-0180	RCPP	36	
IVE	4E-0180	4E-0170	Jacked RCPP	36	
IVE	4E-0170	4E-0160		36	
IVE	4E-0160	4E-0150	RCPP	36	
IVE	4E-0150	4E-0140	RCPP	36	
IVE	4E-0140	4E-0130	RCPP	36	
IVE	4E-0130	4E-0120	RCPP	36	
IVE	4E-0120	4E-0110	RCPP	36	
IVE	4E-0110	4E-0100	RCPP	36	
IVE	4E-0100	4E-0090	RCPP	36	
IVE	4E-0090	4E-000X	RCPP	36	
IVE	4E-000X	4E-0070	RCPP	36	
IVE	4E-0070	4E-0040	RCPP	36	
IVE	4E-0040	4E-0030	RCPP	36	
IVE	4E-0030	4E-0020	RCPP	36	
IVE	4E-0020	4E-0010	RCPP	36	
IVE	4E-0010	4D-1550	RCPP	36	