

# Prop 1 Round 2 IRWM Call for Projects Update

Ian Achimore, Senior Watershed Manager  
SAWPA Commission | January 18, 2022  
Item No. 6.A.



# Purpose of Presentation

- ▶ Announce release of Call for Projects, and
- ▶ Cover items included in the Department of Water Resources' Prop 1 Round 2 draft guidelines and proposal solicitation package (PSP).

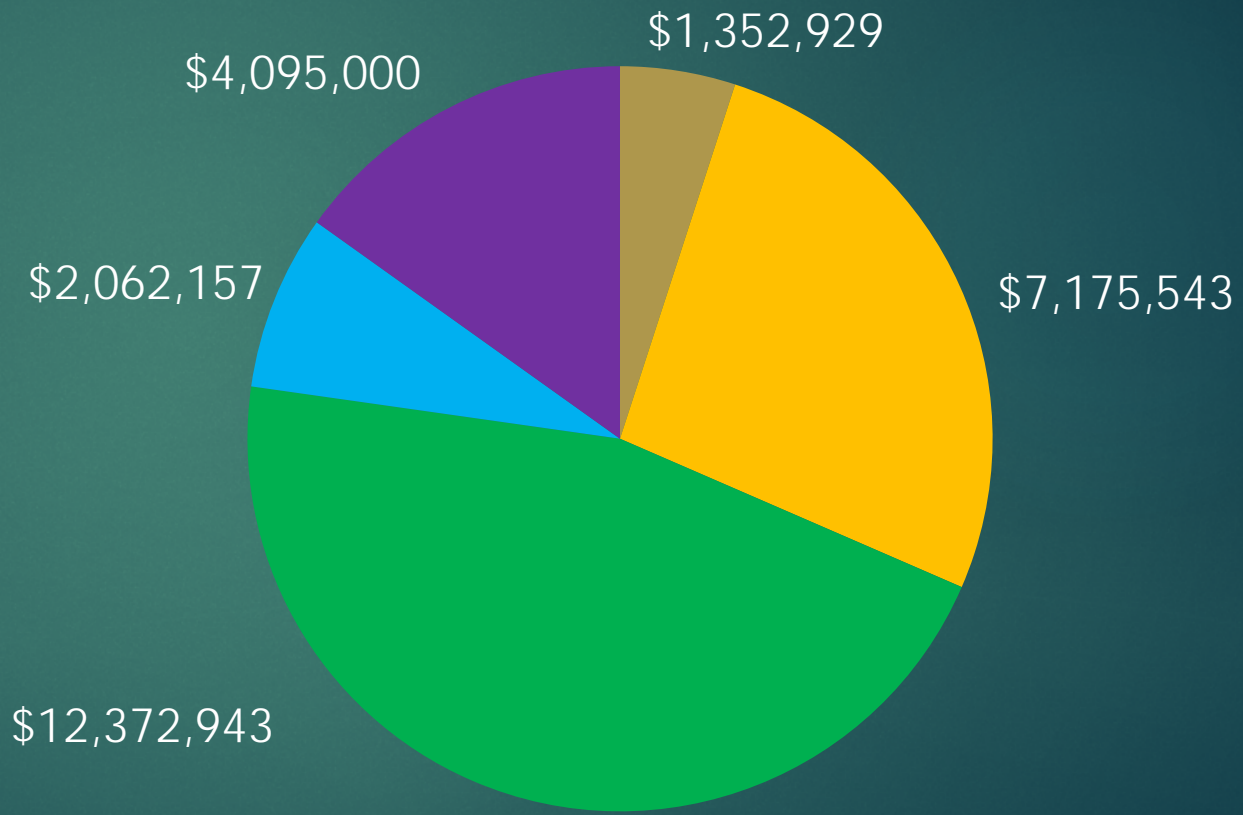


# Prop 1 Round 2 Amounts by Category

## Santa Ana River Watershed

Categories created by Agreement executed with North Orange County IRWM Group in 2019:

- Grant Admin
- North Orange County\*
- Upper Watershed
- Watershed Wide
- DAC Implementation



**Total = \$27,058,572**

\*Includes \$989,072 carry over from Round 1

# High-Level Round 2 (R2) Schedule

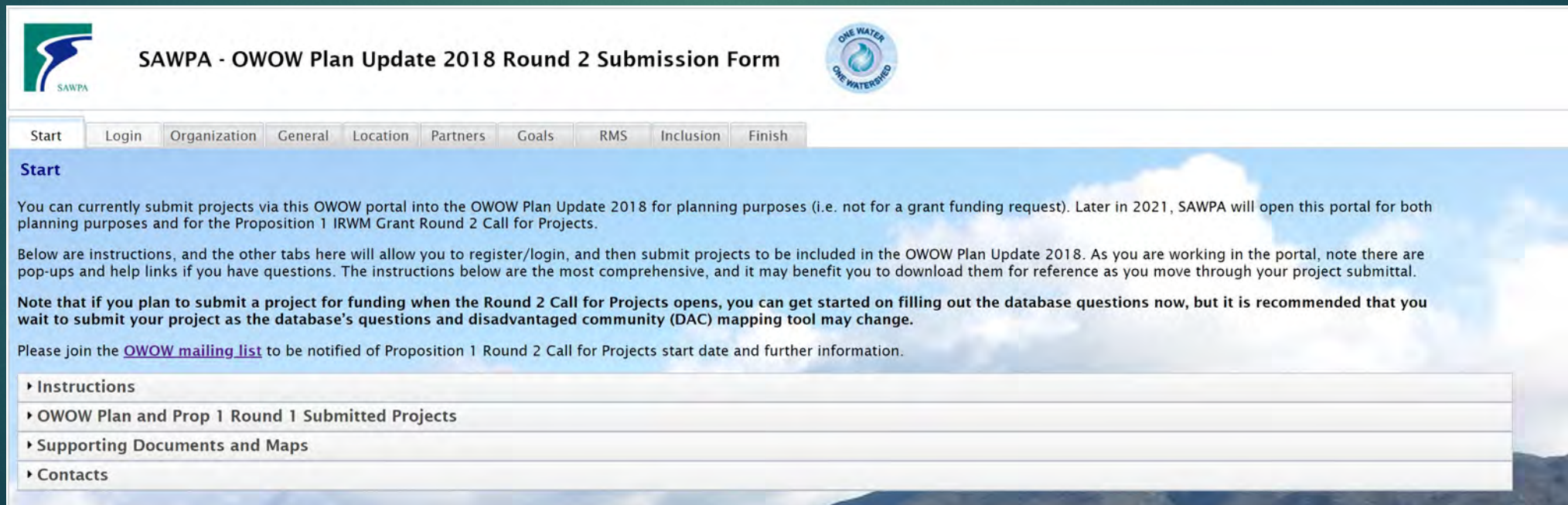


\*March 25, 2022 is the close of the call for projects.



# Call for Projects Form

- ▶ Form available: <https://sawpa.org/owow/future-funding-opportunities/>
- ▶ Workshops to be held every two to three weeks to assist interested project applicants.



The screenshot shows the top section of a web portal. On the left is the SAWPA logo, and on the right is the 'ONE WATER ONE WATERSHED' logo. The main title is 'SAWPA - OWOW Plan Update 2018 Round 2 Submission Form'. Below the title is a navigation menu with tabs: Start, Login, Organization, General, Location, Partners, Goals, RMS, Inclusion, and Finish. The 'Start' tab is active. The main content area has a blue header with the word 'Start' and a background image of a cloudy sky. The text below explains that users can currently submit projects for planning purposes and provides instructions on how to use the portal, including a note about the Round 2 Call for Projects and a link to the OWOW mailing list. At the bottom, there is a list of links: Instructions, OWOW Plan and Prop 1 Round 1 Submitted Projects, Supporting Documents and Maps, and Contacts.

**SAWPA - OWOW Plan Update 2018 Round 2 Submission Form**

Start Login Organization General Location Partners Goals RMS Inclusion Finish

**Start**

You can currently submit projects via this OWOW portal into the OWOW Plan Update 2018 for planning purposes (i.e. not for a grant funding request). Later in 2021, SAWPA will open this portal for both planning purposes and for the Proposition 1 IRWM Grant Round 2 Call for Projects.

Below are instructions, and the other tabs here will allow you to register/login, and then submit projects to be included in the OWOW Plan Update 2018. As you are working in the portal, note there are pop-ups and help links if you have questions. The instructions below are the most comprehensive, and it may benefit you to download them for reference as you move through your project submittal.

**Note that if you plan to submit a project for funding when the Round 2 Call for Projects opens, you can get started on filling out the database questions now, but it is recommended that you wait to submit your project as the database's questions and disadvantaged community (DAC) mapping tool may change.**

Please join the [OWOW mailing list](#) to be notified of Proposition 1 Round 2 Call for Projects start date and further information.

- ▶ Instructions
- ▶ OWOW Plan and Prop 1 Round 1 Submitted Projects
- ▶ Supporting Documents and Maps
- ▶ Contacts

# Groups SAWPA Connecting with Regarding the Call for Projects Announcement

## Entity from Approved Round 2 Communication Plan

Council of governments

Flood control districts

SAWPA member agencies and large to mid-sized retail water agencies

Small water agencies (mutual water companies, investor-owned utilities)

Tribes

Non-governmental organizations

Disadvantaged communities

Resource conservation districts

Forest related groups (National Forests, fire safe councils, Cal-Fire)



# Draft PSP Items to Update Commission

DWR Policy from Draft PSP	Method for Incorporation into OWOW Process
<p>Local application processes must prioritize projects that will have all California Environmental Quality Act (CEQA), National Environmental Policy Act (NEPA), and permitting completed within an estimated 12 months of the funding award date (Note: that award date is estimated to be May 2023).</p>	<p>During the participatory budgeting phase of the OWOW process, which occurs after projects are initially ranked, projects with an estimated schedule that reflects DWR's timeline will be also prioritized for funding.</p>
<p>Disadvantaged Community (DAC) Implementation projects may request that they be considered for General Implementation funding if DAC Implementation funds are completely utilized.</p>	<p>During the participatory budgeting phase of the OWOW process, which occurs after projects are initially ranked, if certain DAC Implementation projects are not initially within the top tier of their funding category, they may request General Implementation funding.</p>

# Competition Pools for Round 2

Disadvantaged  
Community  
Implementation  
(\$4,095,000)

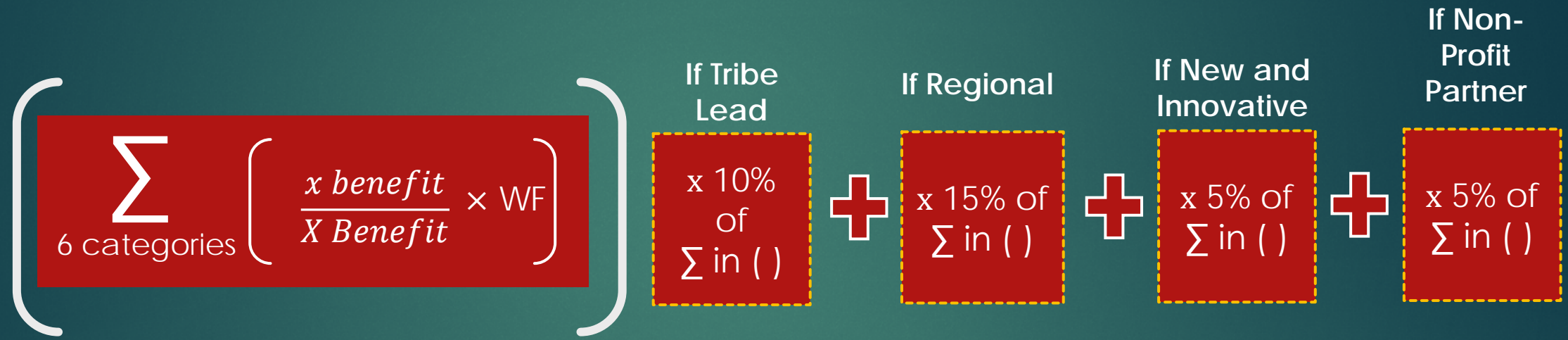


General  
Implementation  
(\$14,435,100)



WF = Weighting Factor

# Ranking Formula



\*DAC competition pool has just 3 categories and the Tribal/NGO extra %. DAC also has 10% extra for an NGO that is the project lead (and not just a partner).

# Detailed General Implementation Categories

Benefit Category	Weighting Factor	Category Information	Unit
Water Supply	9	Amount of water supply provided through innovation and optimization. <i>Can be recycled water.</i>	Acre Feet
Water Quality Improvement	8	Amount of water quality improved for people or the environment. <i>Can be wastewater.</i>	Million Gallons Per Day
Stormwater Protection	8	Amount of acres protected from flooding	Acres
Habitat Improvement	7	Amount of preserved or enhanced natural habitat	Acres
Percentage of DAC/EDA Area	6	Share of Benefit Area that is DAC/EDA (from +0% to 100%)	Percentage
Climate Change Adaptation/Mitigation	7	Amount of greenhouse gases removed/avoided from project implementation	Tons of CO2
Tribal Benefit	NA - Extra 10%	Lead applicant is federally recognized Indian Tribe or CA State Indian Tribe listed on the Native American Heritage Commission's CA Tribal Consultation List	Yes/No
Regional Benefit	NA - Extra 15%	Benefit area (or equivalent impact) covers at least approximately 75% of IRWM Funding Area, including adjacent IRWM Regions	Yes/No
New and Innovative Decision Support Tools	NA - Extra 5%	Project employs new or innovative technology or practices, or is a pilot project.	Yes/No
Non-Profit Partner or Lead (501c3)	NA - Extra 5%	Non-profit provides labor, land value, and/or resources, toward implementation of the project. If they are the lead (and not just a partner), project is also eligible for this 5%.	Yes/No



# Detailed DAC Categories

Benefit Category*	Weighting Factor	Category Information	Unit
Water Supply	9	Amount of water supply provided	Acre Feet
Water Quality Improvement	8	Amount of water quality improved	Million Gallons Per Day
Stormwater Protection	8	Amount of acres protected from flooding	Acres
Tribal Benefit	NA – Extra 10%	Lead applicant is federally recognized Indian Tribe or CA State Indian Tribe listed on the Native American Heritage Commission’s CA Tribal Consultation List	Yes/No
Non-Profit Partner or Lead (501c3)	NA – Extra 5% (or 10%)	Non-profit provides work, land value, and/or resources toward implementation of the project. If they are the lead, project receives 10% total	Yes/No

\*No DAC-related weight; instead DAC tract will have a DAC-related gate whereby at least 75% of the benefit area must be DAC.

# After Ranking Process → OWOW Participatory Budgeting Process

12

- ▶ After rankings, OWOW workshops are to be held via the “Participatory Budgeting” Process.
  - ▶ Developed with the goals of **transparency**, objectivity, and deliberation.
- ▶ Purpose is to receive input on the projects proposed in both competition pools.
  - ▶ Is the project eligible for OWOW/Prop 1?
  - ▶ Are the benefits claimed realistic?
  - ▶ Is watershed improved without unreasonable expense/detriment to others?
  - ▶ Includes active participation of multiple agencies?



# Ensuring 12-Month Ready Projects Are Prioritized

- ▶ Step 1 - Allocate funding to those top projects based on those top projects share of the sum of the weighted scores,
- ▶ Step 2 - Ensure any projects that meet DWR's schedule priority are prioritized:
  - ▶ 12-month schedule (starting after DWR award date) for CEQA/NEPA/Permitting.
  - ▶ This would apply to both general implementation and DAC competition pools.

Ensure any 12-month schedule projects are prioritized.

Top project threshold, Initial allocation.

Project ID	Score
1	699
2	643
3	526
4	424
5	401
6	298
7	246
8	244
9	170
10	143
11	101
12	93

Project 8 would move up with other high-ranking project.



# Ensuring DAC Projects Can Potentially Receive General Impl. Funding

- ▶ During the participatory budgeting phase, if certain DAC projects are not within the top tier of their funding category, they may request General Implementation funding.

DAC Competition Pool

Project ID	Score
1	799
2	620
3	525
4	500
5	301
6	280
7	240
8	232

General Implementation Pool

Project ID	Score
1	699
2	643
3	526
4	424
5	401
6	298
7	246
8	244
9	170
10	143
11	101
12	93

DAC projects below funding threshold can request to be considered in General Implementation pool's scores.



# High-Level Round 2 (R2) Schedule



\*March 25, 2022 is the close of the call for projects.

# Questions