



S A W P A

SANTA ANA WATERSHED PROJECT AUTHORITY
11615 Sterling Avenue, Riverside, California 92503 • (951) 354-4220

PURSUANT TO THE PROVISIONS OF EXECUTIVE ORDER N-29-20 AND N-08-21, THIS MEETING WILL BE CONDUCTED VIRTUALLY. ALL VOTES TAKEN WILL BE CONDUCTED BY ORAL ROLL CALL.

This meeting will be accessible as follows:

Meeting Access Via Computer (Zoom)*:	Meeting Access Via Telephone*:
<ul style="list-style-type: none"> • https://sawpa.zoom.us/j/89761849633 • Meeting ID: 897 6184 9633 	<ul style="list-style-type: none"> • 1 (669) 900-6833 • Meeting ID: 897 6184 9633
* Participation in the meeting via the Zoom app (a free download) is strongly encouraged	

REGULAR COMMISSION MEETING TUESDAY, AUGUST 17, 2021 – 9:30 A.M.

AGENDA

1. CALL TO ORDER/PLEDGE OF ALLEGIANCE (Jasmin A. Hall, Chair)

2. ROLL CALL

3. PUBLIC COMMENTS

Members of the public may address the Commission on items within the jurisdiction of the Commission; however, no action may be taken on an item not appearing on the agenda unless the action is otherwise authorized by Government Code §54954.2(b).

4. ITEMS TO BE ADDED OR DELETED

5. CONSENT CALENDAR

All matters listed on the Consent Calendar are considered routine and non-controversial and will be acted upon by the Commission by one motion as listed below.

- A. APPROVAL OF MEETING MINUTES: AUGUST 3, 20217
Recommendation: Approve as posted.

6. NEW BUSINESS

- A. PROPOSAL FOR GRANT APPLICATION ASSISTANCE PROGRAM FOR SMALL COMMUNITY WATER/WASTEWATER SYSTEMS SERVING DISADVANTAGED COMMUNITIES IN THE SANTA ANA RIVER WATERSHED (CM#2021.59)11

This item is subject to the provisions of Project Agreement 25

Presenter: Mark Norton

Recommendation: Provide direction to the SAWPA staff on the following options regarding the implementation of the grant application assistance program for small community water/wastewater systems serving disadvantaged communities in the Santa Ana River Watershed:

1. Take no action,
2. Proceed with the program funded by equal shares of \$30,000/SAWPA member agency, or

3. Proceed with the program funded by each SAWPA member agency proportionate to the number of identified high need small community systems (13 identified) within or near each SAWPA member agency. This implies member agency shares could vary from approximately \$0K to \$69K.

B. RESOLUTION TO SUPPORT ORANGE COUNTY WATER DISTRICT'S FIRST VICE PRESIDENT, CATHY GREEN FOR ACWA VICE PRESIDENT (CM#2021.62).....33

Presenter: Jeff Mosher

Recommendation: Consider adopting Resolution No. 2021-7 to support Orange County Water District's first Vice President Cathy Green as a candidate for the Office of Association of California Water Agencies (ACWA).

7. INFORMATIONAL REPORTS

Recommendation: Receive for information.

A. CASH TRANSACTIONS REPORT – JUNE 202143

Presenter: Karen Williams

B. INTER-FUND BORROWING – JUNE 2021 (CM#2021.60)49

Presenter: Karen Williams

C. PERFORMANCE INDICATORS/FINANCIAL REPORTING – JUNE 2021 (CM#2021.61)....55

Presenter: Karen Williams

D. PROJECT AGREEMENT 25 – OWOW FUND – FINANCIAL REPORT, MAY 202177

Presenter: Karen Williams

E. PROJECT AGREEMENT 26 – ROUNDTABLE FUND – FINANCIAL REPORT, MAY 2021.81

Presenter: Karen Williams

F. GENERAL MANAGER REPORT85

Presenter: Jeff Mosher

G. STATE LEGISLATIVE REPORT91

Presenter: Jeff Mosher

H. CHAIR'S COMMENTS/REPORT

I. COMMISSIONERS' COMMENTS

J. COMMISSIONERS' REQUEST FOR FUTURE AGENDA ITEMS

8. CLOSED SESSION

There were no Closed Session items anticipated at the time of the posting of this agenda.

9. ADJOURNMENT

PLEASE NOTE:

Americans with Disabilities Act: If you require any special disability related accommodations to participate in this meeting, call (951) 354-4220 or email svilla@sawpa.org. 48-hour notification prior to the meeting will enable staff to make reasonable arrangements to ensure accessibility for this meeting. Requests should specify the nature of the disability and the type of accommodation requested.

Materials related to an item on this agenda submitted to the Commission after distribution of the agenda packet are available for public inspection during normal business hours at the SAWPA office, 11615 Sterling Avenue, Riverside, and available at www.sawpa.org, subject to staff's ability to post documents prior to the meeting.

Declaration of Posting

I, Sara Villa, Clerk of the Board of the Santa Ana Watershed Project Authority declare that on August 12, 2021, a copy of this agenda has been uploaded to the SAWPA website at www.sawpa.org and posted at SAWPA's office at 11615 Sterling Avenue, Riverside, California.

2021 SAWPA Commission Meetings/Events

First and Third Tuesday of the Month

(NOTE: All meetings begin at 9:30 a.m., unless otherwise noticed, and are held at SAWPA.)

January	February
1/5/21 Commission Workshop [cancelled] 1/5/21 Special Commission Meeting 1/8/21 Special Commission Meeting 1/12/21 Special Commission Meeting 1/19/21 Regular Commission Meeting	2/2/21 Commission Workshop 2/16/21 Regular Commission Meeting
March	April
3/2/21 Commission Workshop 3/16/21 Regular Commission Meeting	4/6/21 Commission Workshop 4/20/21 Regular Commission Meeting
May	June
5/4/21 Commission Workshop 5/18/21 Regular Commission Meeting 5/4 – 5/7/21 ACWA Spring Conference, Monterey	6/1/21 Commission Workshop 6/15/21 Regular Commission Meeting
July	August
7/6/21 Commission Workshop [cancelled] 7/20/21 Regular Commission Meeting	8/3/21 Commission Workshop 8/17/21 Regular Commission Meeting
September	October
9/7/21 Commission Workshop 9/21/21 Regular Commission Meeting	10/5/21 Commission Workshop 10/19/21 Regular Commission Meeting
November	December
11/2/21 Commission Workshop 11/16/21 Regular Commission Meeting	12/7/21 Commission Workshop 12/21/21 Regular Commission Meeting 11/30 – 12/3/21 ACWA Fall Conference, Pasadena

Page Intentionally Blank

SAWPA COMPENSABLE MEETINGS

IMPORTANT NOTE: Due to the spread of COVID-19, and until further notice, the Santa Ana Watershed Project Authority will be holding all upcoming meetings by teleconferencing. Participation information will be included on each posted agenda or meeting notice.

In addition to Commission meetings, Commissioners and Alternate Commissioners will receive compensation for attending the meetings listed below, pursuant to the Commission Compensation, Expense Reimbursement, and Ethics Training Policy.

IMPORTANT NOTE: These meetings are subject to change. Prior to attending any meetings listed below, please confirm meeting details by viewing the website calendar using the following link:

<https://sawpa.org/sawpa-calendar/>

MONTH OF: August 2021

DATE	TIME	MEETING DESCRIPTION	LOCATION
8/2/21	2:30 PM	Emerging Constituents Program Task Force Mtg	VIRTUAL/TELEPHONICALLY
8/3/21	8:30 AM	PA 23 Committee Mtg	CANCELLED
8/3/21	10:00 AM	PA 24 Committee Mtg	VIRTUAL/TELEPHONICALLY
8/10/21	8:30 AM	PA 22 Committee Mtg	CANCELLED
8/19/21	4:00 PM	LESJWA Board of Directors Mtg	CANCELLED
8/23/21	1:30 PM	MSAR TMDL/Regional WQ Monitoring Task Force Mtg	VIRTUAL/TELEPHONICALLY
8/24/21	1:30 PM	Basin Monitoring Program Task Force Mtg	VIRTUAL/TELEPHONICALLY
8/26/21	10:00 AM	Prop 1 OWOW Workshop - Round 2 IRWM Grant	VIRTUAL/TELEPHONICALLY
8/30/21	1:30 PM	Lake Elsinore/Canyon Lake TMDL Task Force Mtg	VIRTUAL/TELEPHONICALLY

MONTH OF: September 2021

DATE	TIME	MEETING DESCRIPTION	LOCATION
9/7/21	10:00 AM	PA 24 Committee Mtg	VIRTUAL/TELEPHONICALLY
9/14/21	8:30 AM	PA 22 Committee Mtg	VIRTUAL/TELEPHONICALLY
9/23/21	11:00 AM	OWOW Steering Committee Mtg	VIRTUAL/TELEPHONICALLY

Please Note: We strive to ensure the list of Compensable Meetings set forth above is accurate and up-to-date; the list is compiled based on input from SAWPA staff and Department Managers regarding meeting purpose and content.

Page Intentionally Blank



**SAWPA COMMISSION
REGULAR MEETING MINUTES
AUGUST 3, 2021**

COMMISSIONERS PRESENT

Jasmin A. Hall, Chair, Inland Empire Utilities Agency
Bruce Whitaker, Vice Chair, Orange County Water District
Mike Gardner, Secretary-Treasurer, Western Municipal Water District
David J. Slawson, Eastern Municipal Water District
June D. Hayes, San Bernardino Valley Municipal Water District

COMMISSIONERS ABSENT

None

**ALTERNATE COMMISSIONERS
PRESENT; NON-VOTING**

T. Milford Harrison, Alternate, San Bernardino Valley Municipal Water District
Brenda Dennstedt, Alternate Western Municipal Water District
Kelly E. Rowe, Alternate, Orange County Water District

STAFF PRESENT

Jeff Mosher, Karen Williams, David Ruhl, Carlos Quintero, Marie Jauregui, Rick Whetsel, Ian Achimore, Dean Unger, Sara Villa, Haley Mulla

OTHERS PRESENT

Andrew D. Turner, Lagerlof, LLP; Joe Mouawad, Eastern Municipal Water District; Nick Kanetis, Eastern Municipal Water District; Ken Tam, Inland Empire Utilities Agency; Shivaji Deshmukh, Inland Empire Utilities Agency; Michael Markus, Orange County Water District; Greg Woodside, Orange County Water District; Mallory Gandara, Western Municipal Water District; Craig Miller, Western Municipal Water District; Derek Kawaii, Western Municipal Water District; Brooke Jones, Yorba Linda Water District; Jordan Brandman, City of Anaheim; Brian Dickinson, City of Colton; Nick Dunlap, City of Fullerton; Hope Smythe, Santa Ana Regional Water Quality Control Board

The Regular Meeting of the Santa Ana Watershed Project Authority Commission was called to order at 9:30 a.m. by Chair Hall on behalf of the Santa Ana Watershed Project Authority, 11615 Sterling Avenue, Riverside, California.

1. CALL TO ORDER

Pursuant to the provisions of Executive Order N-29-20 and N-08-21, this meeting was conducted virtually, and all votes were taken by oral roll call.

2. ROLL CALL

An oral roll call was duly noted and recorded by the Clerk of the Board.

3. PUBLIC COMMENTS

There were no public comments; there were no public comments received via email.

4. ITEMS TO BE ADDED OR DELETED

There were no added or deleted items.

5. CONSENT CALENDAR

A. APPROVAL OF MEETING MINUTES: JULY 20, 2021

Recommendation: Approve as posted.

B. TREASURER’S REPORT – JUNE 2021

Recommendation: Approve as posted.

MOVED, approve the Consent Calendar as posted.

Result:	Adopted by Roll Call Vote (Unanimously)
Motion/Second:	Hayes/Gardner
Ayes:	Gardner, Hall, Hayes, Slawson, Whitaker
Nays:	None
Abstentions:	None
Absent:	None

6. NEW BUSINESS

A. OWOW STEERING COMMITTEE APPOINTMENT (CM#2021.57)

Jeff Mosher provided an oral report and referenced Resolution No. 2018-1 contained in the agenda packet on page 18. The current SAWPA Commission appointees to the OWOW Steering Committee are the Commission Vice Chair, Commissioner Bruce Whitaker, and Commission Secretary-Treasurer, Commissioner Mike Gardner. Due to Commissioner Gardner’s current commitment schedule, Chino Basin Watermaster Board meetings conflict with OWOW Steering Committee meetings as scheduled. Consistent with Resolution No. 2018-1, staff is seeking Commissioner appointment to serve on the OWOW Steering Committee. Commissioner June Hayes nominated Brenda Dennstedt to continue serving on the OWOW Steering Committee. Commissioner Dennstedt thanked everyone and noted she is happy to continue serving as a member of the OWOW Steering Committee and looks forward to the continuous involvement with the Commission.

MOVED, to appoint the nomination recommendation of Commissioner Brenda Dennstedt to the OWOW Steering Committee.

Result:	Adopted by Roll Call Vote (Unanimously)
Motion/Second:	Hayes/Gardner
Ayes:	Gardner, Hall, Hayes, Slawson, Whitaker
Nays:	None
Abstentions:	None
Absent:	None

B. RESOLUTION RECOGNIZING HOPE SMYTHE FOR HER SERVICE

Jeff Mosher and Mark Norton provided an oral report commending Hope Smythe, the Santa Ana Regional Water Quality Control Board’s Executive Officer for her 30-plus years of service within the watershed and the region. Mr. Norton provided a list of accomplishments and projects which have strengthened all the collaborative efforts with the numerous task forces. Ms. Smythe thanked the Commissioners and noted she wanted to recognize the good work SAWPA has done over the years; it’s been a very collaborative effort between the regulators, SAWPA, and the Regional Board. A lot could not have been accomplished without SAWPA and the Commission’s support in bringing all the diverse stakeholders together to really work on complex solutions and to promote water quality and water resiliency within the watershed. Ms. Smythe noted that the Regional Board has selected Jayne Joy as the Executive Officer and she knows she will continue the strong working relationship with SAWPA. The Commission thanked Ms. Smythe for her years of leadership, service, professionalism, dedication, and wished her well as she begins her next chapter of retirement.

MOVED, to approve Resolution 2021-6 recognizing Hope Smythe for her service as Executive Officer of the Santa Ana Regional Water Quality Control Board.

Result: **Adopted by Roll Call Vote (Unanimously)**
Motion/Second: Gardner/Whitaker
Ayes: Gardner, Hall, Hayes, Slawson, Whitaker
Nays: None
Abstentions: None
Absent: None

C. PROPOSAL FOR GRANT APPLICATION AND ADMINISTRATION SUPPORT FOR SMALL COMMUNITY WATER/WASTEWATER SYSTEMS SERVING DISADVANTAGED COMMUNITIES IN THE SANTA ANA RIVER WATERSHED (CM#2021.58)

Mark Norton provided a presentation on the Grant Support for Small Community Water/Wastewater Systems serving Disadvantaged Communities in the Santa Ana River Watershed contained in the agenda packet on pages 27-43. The purpose is to provide technical assistance support for small community water/wastewater systems who lack the staffing and technical expertise to apply for government grants. At the Member Agency's General Managers meeting on April 13, the General Managers recommended that SAWPA staff conduct a workshop with SAWPA member agency staff to determine the need for ongoing outreach to water systems supporting disadvantaged and Tribal communities, and to learn more about California Rural Water Association (CRWA) support services available. On May 25, a Workshop was held amongst the member agency staff. The consensus was that SAWPA member agencies are not currently implementing similar grant applications or grant administration/construction management assistance programs, and the level of communication between SAWPA member agency staff and small systems is not clearly defined. On June 8, a refined business proposal was presented to the General Managers reflecting support for up to ten (10) small community water/wastewater systems. The General Managers recommended that SAWPA staff present the proposal to the SAWPA Commission noting that the need for services is not evenly distributed across the watershed, and to determine if the SAWPA member agencies would have interest in supporting and possible funding. CRWA's grant application services cost estimate is for \$150,000 with possible cost share funding amongst the member agencies of \$30,000 each through September 2022.

Commissioner Whitaker questioned if SAWPA would routinely provide expertise and direction informally. Mr. Norton noted to a very limited extent it has been SAWPA's practice under the OWOW Outreach Program. Commissioner Harrison questioned if there are any efforts relative to encouraging and or requiring consolidation with some of the smaller utilities that need assistance. Commissioner Slawson noted that mutual water companies are privately owned and those owners within the agency have stock ownership and perceived value and may want some financial reward, and to try to justify it to rate payers would be a hard sell. Commissioner Gardner raised concerns about having to deal with privately owned companies and if at some point the State steps up and will fund the necessary repairs it might make sense for some of the agencies to assimilate a privately owned water company. Also, justifying to rate payers that their money is being used for the benefit of customers within their service area versus to a sister utility nearby. Jeff Mosher noted there's a tight window to submit proposals for the Proposition 1 Round 2 and questioned if there was an interest by the Commission to further pursue. Chair Hall noted she would need to discuss with her staff and requested that it be brought back at a future meeting.

This item was for informational and discussion purposes; no action was taken on Agenda Item No. 6.C.

7. INFORMATIONAL REPORTS

Recommendation: Receive for Information.

A. GENERAL MANAGERS REPORT – 100-DAY PLAN

Jeff Mosher provided a presentation on the SAWPA 100-Day Plan (not included in the agenda packet); and provided a brief overview of the highlights and outcomes within each department. The anticipated next steps are the Strengths Opportunities Aspirations Results (SOAR) to create an assessment strategy through collaboration for the Strategic Planning approach. The anticipated results are to build trust and connections, create innovations, fuel productivity, inspire action, and generate positive change. A future Commission Workshop will review the outcome and results in preparation for the Strategic Plan.

B. CHAIR’S COMMENTS/REPORT

Kelly Rowe noted that Governor Newsom is urging California urban areas to voluntarily work towards a 15% reduction of water use due to the anticipated dry year. All water districts in the state are to meet the goal and promote more to the public on the importance of conserving water for the benefit of the watershed on a long-term basis.

C. COMMISSIONERS’ COMMENTS

There were no comments provided.

D. COMMISSIONERS’ REQUEST FOR FUTURE AGENDA ITEMS

There were no requests for future Agenda items.

Chair Hall recessed the meeting at 10:59 a.m. for Closed Session.

8. CLOSED SESSION

A. CONFERENCE WITH LEGAL COUNSEL – EXISTING LITIGATION – PURSUANT TO GOVERNMENT CODE SECTION 54956.9(d)(1)

Name of Case: Southern California Edison Company vs. The Blue-Sky Institute, et al;
Riverside County Superior Court Case No. CVRI 2100168

B. CONFERENCE WITH LEGAL COUNSEL – ANTICIPATED LITIGATION – PURSUANT TO GOVERNMENT CODE SECTION 54956.9(d)(2)

Number of Potential Cases: One

Chair Hall resumed Open Session at 11:06 a.m.; Legal Counsel Andy Turner announced that the Commission heard a report from staff and Counsel, and no action was taken on Agenda Item No. 8.A. and 8.B.

9. ADJOURNMENT

There being no further business for review, Chair Hall adjourned the meeting at 11:07 a.m.

Approved at a Regular Meeting of the Santa Ana Watershed Project Authority Commission on Tuesday, August 17, 2021.

Jasmin A. Hall, Chair

Attest:

Sara Villa, Clerk of the Board

COMMISSION MEMORANDUM NO. 2021.59

DATE: August 17, 2021

TO: SAWPA Commission

SUBJECT: Proposal for Grant Application Assistance Program for Small Community Water/Wastewater Systems Serving Disadvantaged Communities in the Santa Ana River Watershed

PREPARED BY: Mark Norton, Water Resources & Planning Mgr.
(This item is subject to the provisions of Project Agreement 25)

RECOMMENDATION

It is recommended that the SAWPA Commission provide direction to the SAWPA staff on the following options regarding the implementation of the grant application assistance program for small community water/wastewater systems serving disadvantaged communities in the Santa Ana River Watershed.

- 1) Take no action
- 2) Proceed with the program funded by equal shares of \$30,000/SAWPA member agency
- 3) Proceed with the program funded by each SAWPA member agency proportionate to the number of identified high need small community systems (13 identified) within or near each SAWPA member agency. This implies member agency shares could vary from approximately \$0K to \$69K.

DISCUSSION

On August 3, 2021, SAWPA staff shared a proposal to provide technical assistance support to small community water/wastewater systems that serve disadvantaged communities in the Santa Ana River Watershed. This assistance would be provided for up to ten small community systems that lack the staffing and technical expertise to apply for the Proposition 1 Round 2 Integrated Regional Water Management (IRWM) Implementation DAC grant program with \$4M set aside for disadvantaged community projects.

This work would include providing the technical, managerial, and financial support resources needed for the preparation of the Proposition 1 Round 2 IRWM grant applications. This work would be performed by the DCI program partner to SAWPA, the California Rural Water Association (CRWA) under contract with SAWPA. CRWA, a statewide non-profit organization, has extensive experience in this type of support service and has operated similar programs in nearby regions such as the Mojave Water Agency. CRWA can also offer support to successful small communities for grant administration and construction management assistance for their projects. The cost for these services can be included in their grant request and are eligible for grant reimbursement.

The cost of the SAWPA program with CRWA to support evaluation of up to ten communities of viable projects and prepare grant applications for eligible projects, likely a subset of five small community projects from among the ten communities is approximately \$150,000. This support would span the next year to evaluate potential projects and prepare grant applications for those which are likely to be the most competitive, up to five small community projects. Unfortunately, the \$150K cost of the proposed SAWPA program is not included in the SAWPA FY21-22

Budget so if supported, a separate funding request of the SAWPA member agencies would be requested. Outside State or Federal funding for this program, due to the immediate need for grant application review and preparation, is currently not available.

Based on the Aug. 3, 2021, the SAWPA Commission requested more time for review of the proposal with their respective member agency staffs. The attached presentation provides an overview of the Small Community Water/ Wastewater System Assistance Fund proposal and options to proceed.

BACKGROUND

As indicated in the recently completed Water Education Foundation handbook entitled Solving Water Challenges in Disadvantaged Communities: A Handbook to Understanding the Issues in California and Best Practices for Engagement, implementation of water infrastructure in disadvantaged communities often lacks the staff and expertise to properly apply for and manage government grants, with all the requirements of transparency, documentation and accountability.

In May 2021 the concept of a grant assistance program was presented to the SAWPA member agency general managers at the GMs monthly meeting with SAWPA staff. The GMs suggested that SAWPA hold an informational workshop with the SAWPA member agencies about this concept and to learn of any existing partnerships with small communities that the SAWPA member agencies may be undertaking. The workshop was held on May 25th and the results of the workshop reflected some outreach progress by some member agencies but also identified several gaps needed to address critical infrastructure needs.

In June 2021, SAWPA refined the program and determined that grant administration and construction management are reimbursable from the Prop 1 IRWM program so were not included in this proposed grant application assistance program.

CRITICAL SUCCESS FACTORS

- Active participation of a diverse group of stakeholders representing counties, cities, and water districts, as well as the private sector and the regulatory, environmental, and environmental justice communities who integrate the different interests in the watershed beyond political boundaries. Ensuring all perspectives are heard and valued.
- Successful implementation of an integrated regional water resource plan that reflects the watershed management needs of the public and the environment
- A strong reputation and sufficient capacity within SAWPA staff for strategic facilitation, planning, communication, leadership and community engagement.

RESOURCE IMPACTS

Funding of \$150K can be provided to SAWPA equally among the SAWPA member agencies or shared proportionately based on the number of small communities in or near the SAWPA member agencies. Since the specific small communities to be assisted would still need to be determined after the CRWA investigation, there is no guarantee that any or all the potential small communities identified per SAWPA member agency would be selected for grant application assistance. If divided equally the cost share would be \$30K per member agency for the program. If divided proportionately by number of potential small systems in or near a SAWPA member agency, the cost could vary from \$0K to \$69K.

Attachments:

1. PowerPoint presentation
2. DAC Water/Wastewater Grant Assistance Proposal

Page Intentionally Blank

Grant Support for Small Community Water/Wastewater Systems Serving Disadvantaged Communities in the Santa Ana River Watershed



**Mark Norton, Water Resources & Planning Manager
SAWPA Commission | August 17, 2021
Item No. 6.A.**



Assistance Fund for Small Systems that serve DACs

- **Purpose:** Provide support for small systems with chronic issues that lack the staffing and technical expertise to apply for grants
- **Scope of Assistance:**
 - Assemble project information
 - Prepare OWOW and DWR grant applications
- **Outcome:**
 - Prepare Prop 1 Round 2 IRWM grant applications for up to ten small systems serving DACs

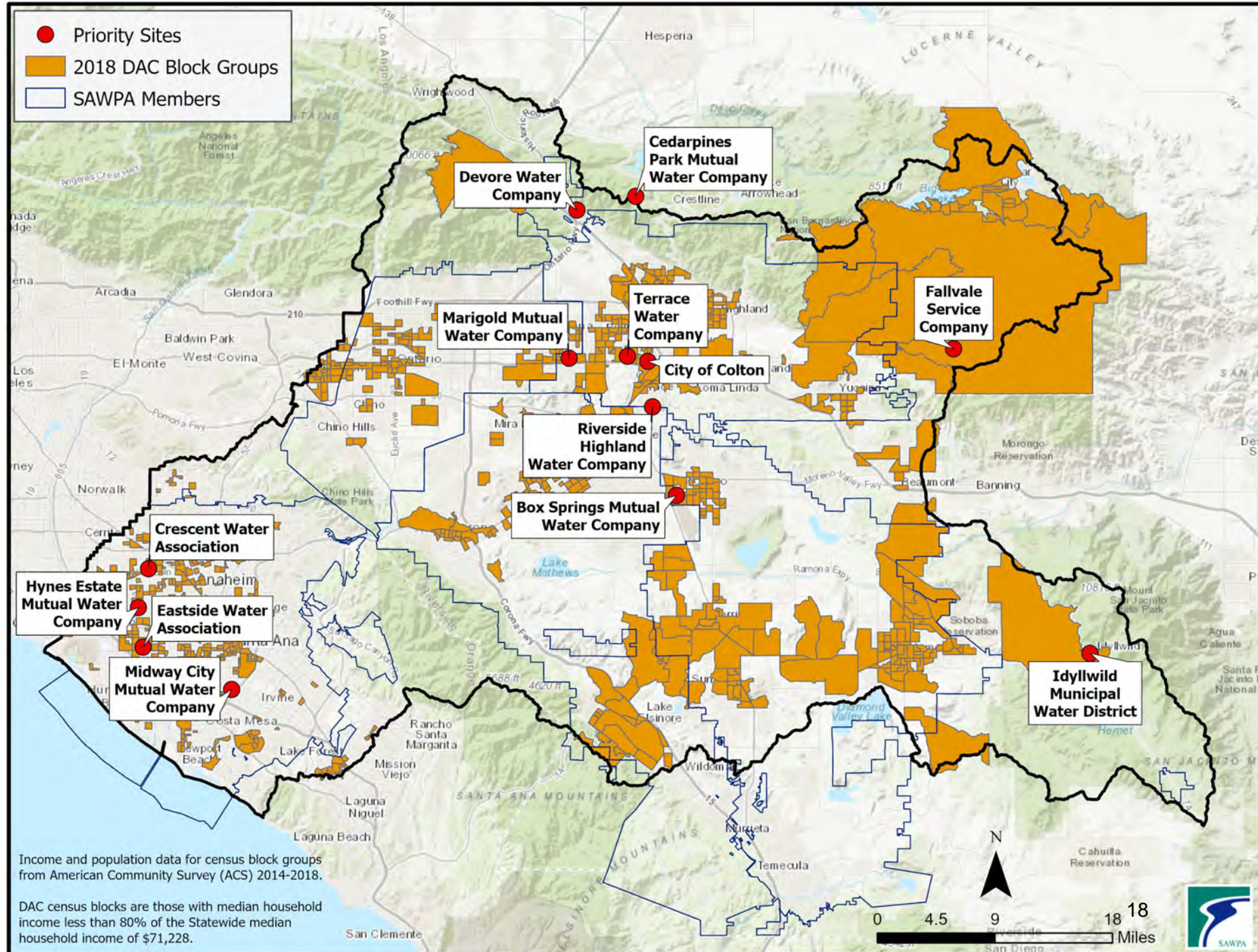


Assistance Fund – Proposal Overview

- Build on information from SAWPA's recently completed Disadvantaged Communities Initiative (DCI)
- Partner with Cal Rural Water Association (CRWA)
 - CRWA would assist in preparing grant applications
- Prepare applications for 5-10 small systems (with DACs) for OWOW Prop 1 Round 2



High Need Small Systems supporting DACs in watershed



Proposal Schedule - Draft* Round 2 (R2) Schedule



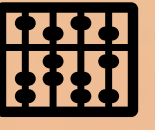
Steering Committee approves Prop 1 Policy

Nov 2018




DWR Releases Draft R2 Grant Guidelines

Aug 2021


Scoring Criteria Adopted by Steering Committee

Sep 2021




OWOW R2 Call for Projects

Oct 2021 - Jan 2022





DWR Releases Final R2 Grant Guidelines

Dec 2021



Small Community Water/Wastewater System-Grant applications due




SAWPA finalizes R2 grant agreement

Feb 2023




R2 Application Submittal to DWR

Sep 2022




Steering Committee Approves R2 Projects

Mar 2022




Staff Review & Participatory Budgeting

Jan 2022



Proposed Grant Application Support

- Budget estimate:
 - Up to \$150,000 for 10 applications
- CRWA has worked with 6 communities through SAWPA's DCI Technical Assistance program
 - The 6 communities are within or near three SAWPA member agency service areas
- Additional small communities in the watershed also may be ready to apply for grant funding



Proposal Options, Costs, and Member Agency Share

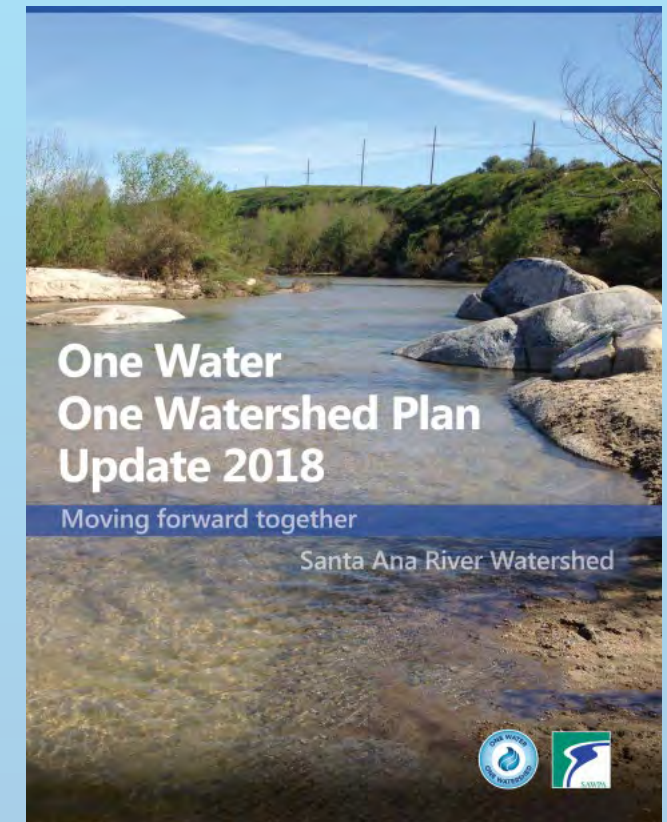
Option	Total Cost Estimate	SAWPA Member Agency Cost	Support Timing
1 – No project	\$0	\$0	
2- Equal share	\$150,000	\$30,000	Thru Sept. 2022
3- Proportionate share	\$150,000	\$69,250 SBVMWD \$46,150 OCWD \$17,300 EMWD \$17,300 WMWD \$0 IEUA	Thru Sept. 2022

SAWPA does not intend to future costs related to project implementation; however, this topic has been raised as a potential issue



Assistance Fund - Benefits

- Builds on outcomes of the SAWPA's Prop 1 IRWM DCI program
- Supports small systems serving DACs in our watershed
- Creates working relationships with communities most in need
- Supports DWRs initiatives for DAC assistance in IRWM regions
- Supports OWOW Plan Update 2018 implementation
- Continues SAWPA's OWOW leadership role in the region on compelling issues



Recommendation

- Provide direction to the SAWPA staff on the following options regarding the implementation of the grant application assistance program for small community water/wastewater systems serving disadvantaged communities in the Santa Ana River Watershed.
 - 1) Take no action
 - 2) Proceed with the program funded by equal shares of \$30,000/SAWPA member agency
 - 3) Proceed with the program funded by each SAWPA member agency proportionate to the number of identified high need small community systems (13 identified) within or near each SAWPA member agency. This implies member agency shares could vary from approximately \$0K to \$69K



Questions?



Regional Approach to Grant Application Support for Small Community Water/Wastewater Systems Serving Disadvantaged Communities in the Santa Ana River Watershed

Background

As indicated in the recently completed handbook entitled “Solving Water Challenges in Disadvantaged Communities: A Handbook to Understanding the Issues in California and Best Practices for Engagement” prepared by the Water Education Foundation in conjunction with the Santa Ana Watershed Project Authority (SAWPA) under the Proposition 1 IRWM Disadvantaged Community Involvement (DCI) grant, implementation of water infrastructure in disadvantaged communities (DACs) faces many challenges. Regarding the involvement of community in the IRWM process, the report states:

“For the California Department of Water Resources and the agencies that administer grants under Proposition 1 and other programs, a key lesson is the importance of social capital and community capacity. Community groups may have deep connections in their communities but may lack the staff and expertise to properly manage government grants, with all the requirements of transparency, documentation and accountability. Frequent turnover of staff and board members can impede strategic planning and upend the continuity needed to see a grant-funded project to its end.”

On May 25, 2021 SAWPA conducted a workshop with SAWPA member agency staffs to provide background about the SAWPA DCI grant program, to describe the SAWPA concept proposal and to better understand any ongoing outreach and support being provided by SAWPA member agencies targeted for small water/wastewater systems and disadvantaged communities in their respective service area. Based on the workshop, ongoing organized outreach to disadvantaged communities for water



and wastewater infrastructure support varies and is somewhat limited. The outreach program conducted by EWMD for septic-to-sewer conversion support in the disadvantaged community of Quail Valley is a noteworthy exception with a focused sewer infrastructure support program for Quail Valley for over 10 years. Nevertheless, a business case for a broader regional support program can be made.

Proposal

To address the need for regional support of small water/wastewater systems that serve DACs, who lack the staffing and technical expertise to apply for government grants, SAWPA staff proposes a new regional funding assistance program, “Small Community Water/ Wastewater System Assistance Fund”. This fund would provide technical assistance to small community water systems, both public agencies and mutual water companies, and small wastewater systems that provide service to at 75% State designated disadvantaged communities census tracts/block groups. This assistance will provide these water/wastewater systems with the ability to prepare for and complete grant applications under Prop 1 IRWM Round 2 IRWM DAC funding and for the administration of grants where applications are successful. This work would include preparing technical, managerial, and financial (TMF) support resources needed for implementation grant application. Assistance would be directed to the most critical water/wastewater systems that do not have the resources available to apply for and administer State grant funds. Where successful and eligible, the grant funds could be directed to all types of water-related infrastructure needs including drinking water infrastructure such as pumps, wells, storage reservoirs, water treatment and distribution networks as well as septic to sewer connections, collection systems and wastewater treatment.

Implementation

The proposed program would be administered by SAWPA, which in turn would partner with one of the DCI partners, the California Rural Water Association (CRWA), to work directly to implement the program in the Santa Ana River Watershed. CRWA has demonstrated effective hands-on practical experience in support of the SAWPA DCI Technical Assistance program, as well as serving in a similar role for Mojave Water Agency and many other agencies throughout California.



A committee would be formed by the SAWPA member agencies and possibly other entities to oversee and administer the fund. Under the guidance of the committee, feedback could be provided on the specific critical infrastructure needs of small water systems or communities as recommended by CRWA to the committee. These communities would be most reflective of those that lack the staffing, resources, or expertise to effectively apply for and compete for implementation grant funding. This opportunity is particularly important now with the call for applications for the next round of Proposition 1 IRWM Implementation funding set-aside for Disadvantaged Community Implementation set for late summer/early fall of 2021.

Business Case for Program

a. Purpose

SAWPA’s Strategic Plan Assessment defined the following goals for SAWPA to undertake that relation to this proposed program.

- *Facilitate the discovery and development of new watershed solutions.*
- *Maximize funding opportunities and policy influence by uniting efforts watershed wide.*

Critical Success Factors to accomplish these goals are defined as follows:

- *A strong reputation and sufficient capacity within SAWPA staff for strategic facilitation, planning, communication, leadership, and community engagement.*
- *Distribution of benefits from the implementation of all integrated water resources management activities across the watershed in a fair and equitable fashion.*

b. Need

Based on the DCI program, a list of small community water/wastewater systems in the Santa Ana River Watershed has been compiled. A watershed map showing the locations of these systems has been prepared (see pages 7 & 8). By overlaying the DAC census blocks over the known jurisdictions of the small community water/wastewater systems, small community water/wastewater systems often represented by mutual water companies can be defined. From this broader list, CRWA has identified a subset of high need small systems where support can be focused based on personal interviews of members of these communities conducted by CRWA. Funding for proposal assistance is needed to ensure that the small communities will be able to apply for the grant funding to repair or replace aging water and wastewater systems.

A preliminary list of high need, small community water/wastewater systems in the watershed as identified by CRWA are as follows:

BOX SPRINGS MUTUAL WC	Privately owned MWC or Assc	MORENO VALLEY	Riverside	WMWD / EMWD
CEDARPINES PARK MWC	Privately owned Mutual Water Company or Assc	CEDARPINES PARK	San Bernardino	Mountain Area - Big Bear
CITY OF COLTON	Local Government	COLTON	San Bernardino	SBVMWD
CRESCENT WATER ASSOCIATION	Privately owned business (non-community)	ANAHEIM	Orange	OCWD
DEVORE WC	Privately owned MWC or Assc	SAN BERNARDINO	San Bernardino	SBVMWD
EASTSIDE WATER ASSOCIATION	Privately owned MWC or Assc	MIDWAY CITY	Orange	OCWD
FALLSVALE SERVICE COMPANY	Privately owned, non-PUC-regulated (CWS)	FOREST FALLS	San Bernardino	Mountain Area - Big Bear
HYNES ESTATES MUTUAL WATER CO.	Privately owned MWC or Assc	ANAHEIM	Orange	OCWD
IDYLLWILD WATER DISTRICT	Local Government	IDYLLWILD	Riverside	Mountain Area - San Jacinto

MARYGOLD MWC	Privately owned MWC or Assc	BLOOMINGTON	San Bernardino	SBVMWD
MIDWAY CITY MUTUAL WC	Privately owned MWC or Assc	WESTMINSTER	Orange	OCWD
RIVERSIDE HIGHLAND WATER COMPANY	Privately owned MWC or Assc	GRAND TERRACE	San Bernardino	WMWD / SBVMWD
TERRACE WATER COMPANY	Privately owned MWC or Assc	COLTON	San Bernardino	SBVMWD

c. Benefits

The proposed Small Community Water/Wastewater System Assistance Fund could provide the following benefits to SAWPA member agencies and SAWPA:

- Creates an immediate and accessible funding source to assist small community water/wastewater systems in most need of grant funding. Implementation/ construction grant funds aimed at disadvantaged communities have been set aside under the Proposition 1 IRWM grant program. \$4.1 million is available to the Santa Ana Funding Area under Round 2 specifically to support disadvantaged communities. The remaining \$23 million under Round 2 can also be used to support DAC projects.
- Provides flexibility to SAWPA member agencies to choose the communities within their service areas that are in most need.
- CA Dept of Water Resources and legislators would view this program as a proactive and positive outcome of the Prop 1 IRWM DCI program, reflecting a local effort by SAWPA and its member agencies to support water infrastructure efforts in disadvantaged communities.
- SAWPA has an effective working relationship with CRWA, which has expertise and bi-lingual technical experts to oversee the program for up to 10 small water systems in the watershed. Six of these small community water/wastewater systems that were rendered technical assistance under the DCI grant program by CRWA are particularly poised to seek implementation grant funding but lack the resources to apply.

d. Options Explored

Other options considered to provide this support include:

- 1) Ask SAWPA member agencies to directly conduct the outreach to support small water and wastewater systems in their respective areas,
- 2) Fund and support only those communities that SAWPA is fully aware of a capacity need i.e., the six small water systems supported by CRWA with technical assistance under the DCI program,
- 3) Ask only the SAWPA member agencies who have communities in or near their service areas to fund the program, and
- 4) Do nothing at this time and allow Prop 1 DAC funding to go to those project proponents who have sufficient resources to apply for grant funding.

e. Program Costs

A cost estimate to investigate and work with up to 10 small community systems to determine if the effective grant applications can be prepared is \$150,000. It is likely that approximately half this number

will be ready and able to move into implementation of projects and formal grant applications would be prepared by CRWA for them.

For the successful grant applicants who are selected through the OWOW process for grant funding, five small community projects estimated, additional support may be needed for grant administration and construction management which can be provided by CRWA. This support is grant reimbursable so these costs could be included in the grant application. The cost to provide oversight of the CRWA contract by SAWPA staff and administer the coordination meetings is estimated to be approximately, \$20,000, but can likely be covered by the annual OWOW 373 Budget.

f. Funding

Due to the immediate need to implement the grant application support, it is suggested that funding for this regional program through SAWPA be provided by the SAWPA member agencies. Since this funding has not been included in the SAWPA budget, separate invoices could be sent to each SAWPA member agency. If this \$150K cost is supported and shared equally, \$30,000/member agency, could be requested to reach out, evaluate viable projects and prepare grant applications for small water communities or DAC communities in the watershed. This funding support alternatively could be provided proportionately by the SAWPA member agencies based on the number of small communities in need within or near any given SAWPA member agency service area since the small community needs are not equally spaced throughout the watershed. Further, this funding would be subject to approval and authorization of the SAWPA Commission likely to be brought to them for consideration in late August 2021.

The initial investigation and grant application/preparations costs are not reimbursable from the Prop 1 IRWM Implementation grant program. However, the grant administration and construction management costs by CRWA for small community project proponents are reimbursable costs from Prop 1 IRWM Round 2 Implementation grant program.

g. Risks

By providing grant application support up to 10 small water/ wastewater community systems, SAWPA member agencies may reduce their competitive advantage based on an increased number of applicants for DAC funding. However, supporting these small systems may outweigh the risks in demonstrating a proactive support in an area of focus by State grant and funding institutions who are looking for IRWM regions who effectively demonstrate active support and outreach to such communities.

Because some of the small water/wastewater community systems may be mutual water companies or small water departments of incorporated cities, these communities are unlikely to have the funding wherewithal to increase rates or float bonds to cover such operational expenses. Even if water rate increases were viable, according to outreach conducted by the CRWA, an increase in water rates to cover these expenses would further exacerbate the economic hardship of the communities they serve. Further, the State has encouraged IRWM regions who received Prop 1 DCI funding to support the DAC communities in applying for the DAC set aside implementation grant funding under the upcoming Prop 1 IRWM Round 2 Implementation grant funding program. It should be noted that mutual water

companies are private not-for-profit organizations and are not classified as for-profit investor-owned utilities. Mutual water companies are eligible for grant funding under Prop 1 IRWM grant program.

Related Efforts

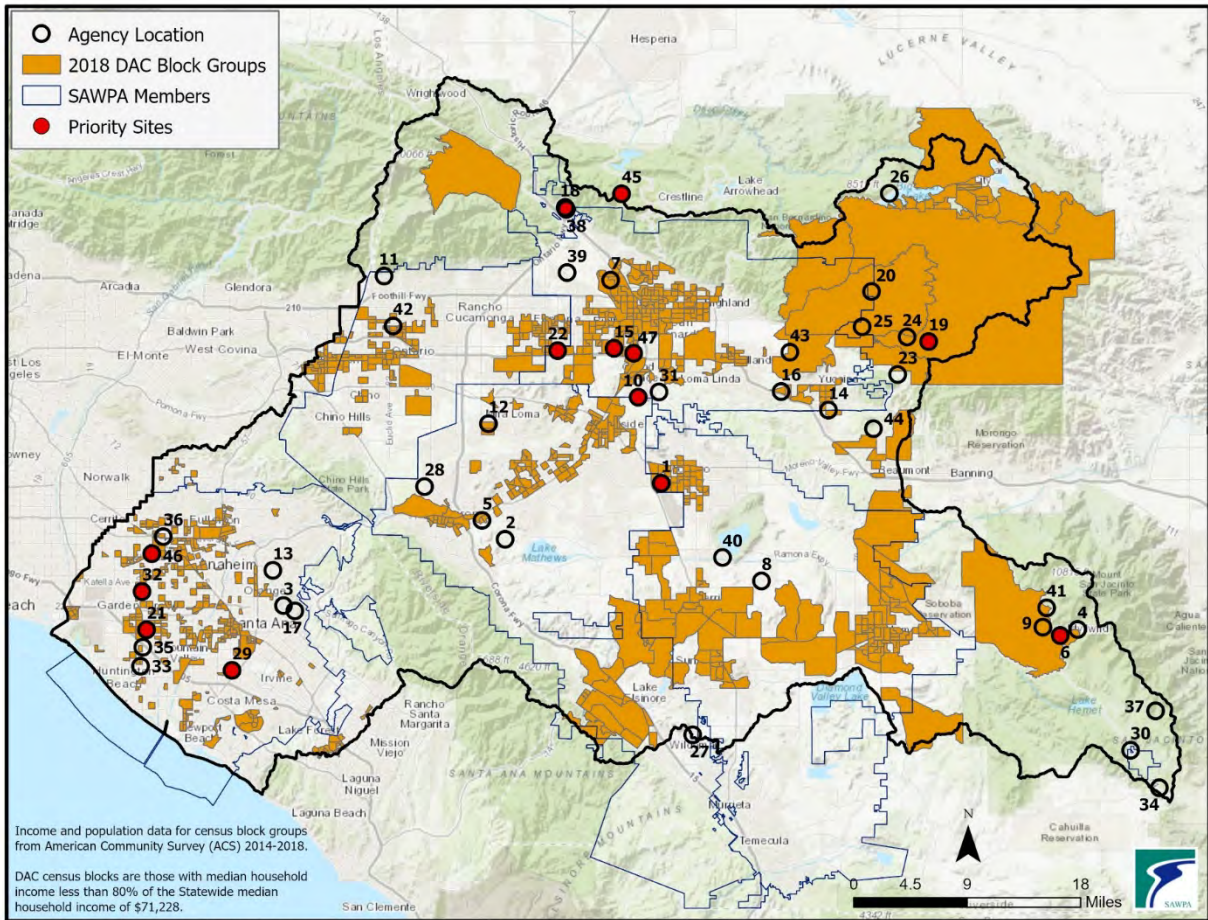
In July 2019, SB 200 established the **Safe and Affordable Drinking Water Fund**, which provides \$130 million annually to the SWRCB and led to the creation of the Safe and Affordable Funding for Equity and Resilience (SAFER) program. The SAFER Program provides tools, funding sources, and regulatory authorities to meet the goals of safe, accessible, and affordable drinking water for all Californians. The State Board is currently soliciting Statements of Qualifications (SOQs) to develop a pool of drinking water system administrators that can aid regions across the State. The administrators must "... have extensive experience, preferably 3 years of more, in managerial aspects of providing public water service and have demonstrated experience working with disadvantaged communities that may be multi-cultural and/or multilingual. All candidates must demonstrate managerial experience in communication, supervision, outreach, and financial management." Unfortunately, this funding is currently not accessible in the short time frame needed for Prop 1 Round 2 Grant Application preparation.

Eastern Municipal Water District is working with legislators on the Small System Water Authority Act, which would create a process for small agencies that are not physically touching to consolidate their technical, managerial and financial personnel under one management umbrella. By this effort, the significant expense for a small water agency to have a GM, CFO, Engineer etc., can be shared among multiple agencies. If agencies can take a JPA type approach to manage the small agencies under one umbrella, it will allow them to attract better talent, and spread costs over many more organizations. See link to draft legislative bill from 2019: [Bill Text - SB-414 Small System Water Authority Act of 2019. \(ca.gov\)](#)

Prepared by SAWPA Planning Dept.

Map ID	Water System Name	Water System Ownership	Physical location	City	County	SAWPA Member Agency Service Area	DAC Census Block Group (count)	Percent DAC Population
3	EAST ORANGE COUNTY WD - Retail Zone	Local Government	ORANGE	Orange	OCWD			
13	SERRANO WATER DISTRICT	Local Government	VILLA PARK	Orange	OCWD			
21	EASTSIDE WATER ASSOCIATION	Privately owned MWC or Assc	MIDWAY CITY	Orange	OCWD			
29	MIDWAY CITY MUTUAL WC	Privately owned MWC or Assc	WESTMINSTER	Orange	OCWD		no data	
32	HYNES ESTATES MUTUAL WATER CO.	Privately owned MWC or Assc	ANAHEIM	Orange	OCWD		no data	100%
33	LIBERTY PARK WATER ASSOCIATION	Privately owned MWC or Assc	HUNTINGTON BEACH	Orange	OCWD		no data	
36	PAGE AVENUE MUTUAL WATER COMPANY	Privately owned MWC or Assc	FULLERTON	Orange	OCWD		no data	100%
35	SOUTH MIDWAY CITY MUTUAL WATER CO.	Privately owned, non-PUC-regulated (CWS)	MIDWAY CITY	Orange	OCWD		no data	
17	GOLDEN STATE WC - COWAN HEIGHTS	Privately owned, PUC-regulated, for profit water	PLACENTIA	Orange	OCWD			
22	MARYGOLD MWC	Privately owned MWC or Assc	BLOOMINGTON	San Bernardino	SBVMWD			90%
11	SAN ANTONIO WATER COMPANY	Privately owned, non-PUC-regulated (CWS)	UPLAND	San Bernardino	IEUA			
42	WEST END CONSOLIDATED WATER COMPANY	Privately owned, PUC-regulated, for profit water	UPLAND	San Bernardino	IEUA		no data	
40	NORTH PERRIS WATER SYSTEM	Local Government	PERRIS	Riverside	EMWD		no data	
8	NUEVO WATER COMPANY	Privately owned MWC or Assc	NUEVO	Riverside	EMWD			
1	BOX SPRINGS MUTUAL WC	Privately owned MWC or Assc	MORENO VALLEY	Riverside	WMWD / EMWD		1	100%
5	HOME GARDENS COUNTY WD	Local Government	CORONA	Riverside	WMWD		2	62%
12	SANTA ANA RIVER WATER COMPANY	Privately owned MWC or Assc	JURUPA VALLEY	Riverside	WMWD		2	36%
28	BLOCK 77 WATER COMPANY	Privately owned MWC or Assc	NORCO	Riverside	WMWD		no data	
27	FARM MUTUAL W.C. (THE)	Privately owned, non-PUC-regulated (CWS)	WILDOMAR	Riverside	WMWD			
2	EAGLE VALLEY MUTUAL WATER COMPANY			Riverside	WMWD			
10	RIVERSIDE HIGHLAND WATER COMPANY	Privately owned MWC or Assc	GRAND TERRACE	San Bernardino	WMWD / SBVMWD		3	28%
38	GLEN HELEN WATER SYSTEM	Local Government	SAN BERNARDINO	San Bernardino	SBVMWD			
7	MUSCOY MWC NO. 1	Privately owned MWC or Assc	SAN BERNARDINO	San Bernardino	SBVMWD		4	100%
14	SOUTH MESA WC	Privately owned MWC or Assc	CALIMESA	Riverside	SBVMWD		2	39%
15	TERRACE WATER COMPANY	Privately owned MWC or Assc	COLTON	San Bernardino	SBVMWD		2	100%
16	WESTERN HEIGHTS WATER COMPANY	Privately owned MWC or Assc	YUCAIPA	San Bernardino	SBVMWD		3	75%
18	DEVORE WC	Privately owned MWC or Assc	SAN BERNARDINO	San Bernardino	SBVMWD		1	
20	GLEN MARTIN MWC	Privately owned MWC or Assc	ANGELES OAKS	San Bernardino	SBVMWD		1	100%
25	MILL CREEK MSC	Privately owned MWC or Assc	MENTONE	San Bernardino	SBVMWD		no data	100%
31	RECHE CANYON MUTUAL WATER CO.	Privately owned MWC or Assc	COLTON	Riverside	SBVMWD		no data	
43	ROCKY COMFORT MUTUAL WATER CO	Privately owned, non-PUC-regulated (CWS)	MENTONE	San Bernardino	SBVMWD		no data	100%
39	LYTLE SPRINGS WC	Privately owned, PUC-regulated, for profit water	RIALTO	San Bernardino	SBVMWD		no data	
44	CHERRY VALLEY WATER COMPANY	Privately owned, non-PUC-regulated (CWS)	CHERRY VALLEY	Riverside	San Gorgonio area		no data	
23	OAK GLEN DOMESTIC WATER	Privately owned MWC or Assc	YUCAIPA	San Bernardino	Mountain Area - Big Bear		no data	
24	FOREST PARK MWC	Privately owned MWC or Assc	FOREST FALLS	San Bernardino	Mountain Area - Big Bear		no data	100%
26	NORTH SHORE MWC	Privately owned MWC or Assc	FAWNSKIN	San Bernardino	Mountain Area - Big Bear		no data	100%
19	FALLSVALE SERVICE COMPANY	Privately owned, non-PUC-regulated (CWS)	FOREST FALLS	San Bernardino	Mountain Area - Big Bear		no data	100%
4	FERN VALLEY WD	Local Government	IDYLLWILD	Riverside	Mountain Area - San Jacinto		1	
6	IDYLLWILD WATER DISTRICT	Local Government	IDYLLWILD	Riverside	Mountain Area - San Jacinto		1	100%
9	PINE COVE WATER DISTRICT	Local Government	IDYLLWILD	Riverside	Mountain Area - San Jacinto		1	100%
30	THOMAS MOUNTAIN WATER COMPANY	Privately owned MWC or Assc	MOUNTAIN CENTER	Riverside	Mountain Area - San Jacinto		no data	
34	PARADISE VALLEY MWC	Privately owned MWC or Assc	MOUNTAIN CENTER	Riverside	Mountain Area - San Jacinto		no data	
37	TRAILS END MUTUAL WATER COMPANY	Privately owned MWC or Assc	MOUNTAIN CENTER	Riverside	Mountain Area - San Jacinto		no data	
41	STONE CREEK WATER CO.	Privately owned, PUC-regulated, for profit water	IDYLLWILD	Riverside	Mountain Area - San Jacinto		no data	100%
47	City of Colton	Local Government	COLTON	San Bernardino	SBVMWD		15	65%
46	CRESCENT WATER ASSOCIATION	Privately owned business (non-community)	ANAHEIM	Orange	OCWD		no data	
45	CEDARPINES PARK MWC	Privately owned Mutual Water Company or Assc	CEDARPINES PARK	San Bernardino	Mountain Area - Big Bear		no data	

Note: Highlighted map IDs reflect priority small water/wastewater systems based on feedback from CRWA



COMMISSION MEMORANDUM NO. 2021.62

DATE: August 17, 2021
TO: SAWPA Commission
SUBJECT: Resolution to Support Orange County Water District's First Vice President, Cathy Green, for ACWA Vice President
PREPARED BY: Jeff Mosher, General Manager

RECOMMENDATION

That the Commission consider adopting Resolution No. 2021-7 to support Orange County Water District's first Vice President Cathy Green as a candidate for the Office of Association of California Water Agencies (ACWA).

DISCUSSION

Orange County Water District (OCWD) board member Cathy Green is a candidate for the office of Vice President of the Association of California Water Agencies (ACWA). As an active member of ACWA since 2012, Cathy Green has served on various committees, and as Chair and Vice Chair of ACWA Region 10; as such, she has formed positive working relationships with numerous contacts throughout California. She possesses a working knowledge of water industry issues, strength of character, leadership capabilities, and experience in matters related to the performance of the duties of the office of ACWA Vice President. OCWD has requested SAWPA adopt a supporting resolution. The proposed resolution is attached, as is the candidate's biography.

CRITICAL SUCCESS FACTORS

Maintain strong relationships with watershed agencies.

RESOURCE IMPACTS

None.

Attachments:

1. Resolution No. 2021-7
2. Cathy Green's Biography/Flyer
3. OCWD's Request

Page Intentionally Blank

RESOLUTION NO. 2021-7

RESOLUTION OF THE COMMISSION OF THE SANTA ANA WATERSHED PROJECT AUTHORITY (SAWPA) TO SUPPORT ORANGE COUNTY WATER DISTRICT (OCWD) FIRST VICE PRESIDENT CATHY GREEN AS A CANDIDATE FOR THE OFFICE OF ACWA VICE PRESIDENT

WHEREAS, the Association of California Water Agencies (ACWA) has announced that a Nominating Committee has been formed to develop a slate for the ACWA election of its statewide lead officer positions of President and Vice President; and,

WHEREAS, the individual who fills the ACWA Vice President position needs to possess a working knowledge of water industry issues and concerns, connections with water professionals throughout the state, strength of character and leadership capabilities, and experience in matters related to the performance of the duties of the office; and,

WHEREAS, this person must be able to provide the dedication of time and energy to effectively serve in this capacity; and,

WHEREAS, SAWPA recognizes that Director Green has served on the ACWA Board since 2016, and on the ACWA Board Executive Committee since 2020; and,

WHEREAS, Director Green has served as ACWA Region 10 Chair (2018-19) and is now serving her second term as ACWA Region 10 Vice Chair (2016-17, 2020-current), and she has served as ACWA Region 10 Board member since 2012; and,

WHEREAS, Director Green serves on the ACWA Water Quality Committee (2012-current) and the ACWA Energy Committee (2019-current), and she previously served on the ACWA State Legislative Committee (2012-15); and,

WHEREAS, Director Green has served in a leadership role at Orange County Water District. She was elected to the OCWD Board of Directors (OCWD Board) in November 2010 and was re-elected in 2012, 2016 and 2020. She was selected by the OCWD Board to serve as its 2015 and 2016 President. She currently serves as First Vice President, a position she previously held in 2013, 2014, and since 2019; and,

WHEREAS, Director Green currently serves as the Chair of the Water Advisory Committee of Orange County (WACO), Chair of the OCWD Water Issues Committee, and Vice Chair of the OCWD Communications and Legislative Liaison Committee; and,

WHEREAS, prior to her service on OCWD's Board, Director Green was elected to two consecutive terms on the Huntington Beach City Council (2002-2010) where she served two terms as Mayor (2003, 2009). Director Green has been involved as a council liaison and active community member on many city boards, commissions, and committees; and,

WHEREAS, it is the opinion of SAWPA Commission that Director Green possesses all of the qualities needed to fulfill the duties of the office of ACWA Vice President; and,

THEREFORE, BE IT RESOLVED, that SAWPA Commission does hereby endorse Orange County Water District First Vice President Cathy Green as a candidate for Vice President of the Association of California Water Agencies.

ADOPTED this 17th day of August, 2021.

SANTA ANA WATERSHED PROJECT AUTHORITY

By: _____
Jasmin A. Hall, Chair

Attest:

Sara Villa, Clerk of the Board



BIOGRAPHY

Cathy Green, 1st Vice President | Division 6

Orange County Water District

Service Area: Parts of: Fountain Valley and Huntington Beach

Cathy Green was elected to the Orange County Water District (OCWD) Board of Directors in November 2010 and was re-elected in 2012, 2016 and 2020. She was selected by the board to serve as its 2015 and 2016 president. She currently serves as 1st vice president, a position she previously held in 2013, 2014 and 2020.



Prior to Director Green's service on OCWD's board, she was elected to two consecutive terms on the Huntington Beach City Council where she served two terms as mayor. Director Green has been involved as a council liaison and committee member on many city boards, commissions and committees. She served on the Orange County Transportation Authority Board and was a director of OC Clean Tech.

Director Green's leadership in the water industry includes serving as an active member of the Association of California Water Agencies (ACWA) since 2012, including serving on ACWA's Executive Committee since 2020, the ACWA Board since 2016, and the Region 10 Board since 2012. She held the position of ACWA Region 10 Chair from 2018-2019 and served as Vice Chair since 2020, and previously from 2016-2017. Director Green has also served on several ACWA Committees including the Water Quality Committee since 2012, the Energy Committee since 2019, and the State Legislative Committee from 2012-2015.

Director Green serves on the boards of the Huntington Valley Boys and Girls Club and the Orange County Explorer Program; serves on the Huntington Beach City School District Medi-Cal Collaborative; is a director of the Prime Health Foundation and the Huntington Beach Hospital; is a member of the American Legion Unit 133 Auxiliary, Huntington Beach Community Emergency Response Team (CERT) and the Elks Lodge 1959; and is on the Advisory Board of the Bolsa Chica Conservancy. She is a founding member of Amigos de Bolsa Chica.

In addition, her community involvement has included serving as president of the Therapeutic Riding Center and the Huntington Beach Community Clinic, chair of the Orange County Emergency Medical Care Committee and of Explorer's/Learning for Life, first aid chair of Huntington Beach CERT, and board member of the OC Boy Scouts of America Council and American Family Housing.

Director Green is the recipient of many awards. Her most recent is a 2020 Boys and Girls Clubs of America National Service to Youth Award. In 2010, she was the recipient of the Spurgeon Award, and, in 2005, she was named Woman of the Year by then State Senator John Campbell. Other awards include the 2006 United Way Excellence in Child Care Planning, the 2007 Peace Maker Award from the Greater Huntington Beach Interfaith Council and the Golden West College Pillar of Achievement Award. She has also been recognized as Huntington Beach's Citizen of the Year by the Huntington Beach Chamber of Commerce, a Huntington Beach Soroptimist's Woman of Distinction and a Bolsa Chica Conservancy Conservator of the Year.

Director Green is a registered nurse and holds a degree in law. As a nurse, Director Green worked in the health care areas of intensive care, student health, community health, and patient advocacy. In addition to nursing, she gained experience with a variety of environmental projects while associated with Lockhart and Associates.

Director Green and her husband Peter have been residents of Huntington Beach since 1970 where they raised their two children Teresa and Tom.

ELECT CATHY GREEN AS ACWA VICE PRESIDENT

COMMITMENT · EXPERIENCE · LEADERSHIP



ACWA BOARD MEMBER

- Executive Committee (2020-current)
- Region 10 Chair (2018-19)
- Region 10 Vice Chair (2016-17, 2020-current)
- Region 10 Board Member (2012-current)

ACWA COMMITTEES

- Water Quality Committee (2012-current)
- Energy Committee (2019-current)
- State Legislative Committee (2012-2015)

ORANGE COUNTY WATER DISTRICT, Director (2010-current)

- President 2015-16
- 1st Vice President (2013, 2014, 2019-current)
- Water Advisory Committee of Orange County (WACO): Chair
- Water Issues Committee: Chair
- Communications/Legislative Liaison Committee: Vice Chair

CIVIC LEADERSHIP

- City of Huntington Beach Mayor (2003, 2009)
- Councilwoman (2002-2010)

PROFESSIONAL EXPERIENCE

- Registered Nurse
- Law degree

My vision for ACWA is to embrace its motto -- Bringing Water Together -- which, for me, is about unifying ACWA members and working collaboratively with diverse stakeholders to find smart solutions to the challenges we are now facing.

Page Intentionally Blank

DIRECTORS

DENIS R. BILODEAU, P.E.
JORDAN BRANDMAN
CATHY GREEN
NELIDA MENDOZA
DINA L. NGUYEN, ESQ.
KELLY E. ROWE, C.E.G., C.H.
STEPHEN R. SHELDON
TRI TA
BRUCE WHITAKER
ROGER C. YOH, P.E.



ORANGE COUNTY WATER DISTRICT
ORANGE COUNTY'S GROUNDWATER AUTHORITY

OFFICERS

President
STEPHEN R. SHELDON

First Vice President
CATHY GREEN

Second Vice President
TRI TA

General Manager
MICHAEL R. MARKUS, P.E., D.WRE

RE: OCWD First Vice President Cathy Green for ACWA Vice President

Greetings:

On behalf of Orange County Water District (OCWD), it is a great honor to request your agency's support and vote for Cathy Green for election to the office of Vice President of the Association of California Water Agencies (ACWA). We are fortunate to have such a qualified candidate in Director Green, who has the OCWD Board's unanimous support for serving in this role.

As an active member of ACWA since 2012, Director Green has served on various ACWA committees, and as Chair and Vice Chair of ACWA Region 10; as such, she has formed positive working relationships with numerous contacts throughout California. She possesses a working knowledge of water industry issues, strength of character, leadership capabilities, and experience in matters related to the performance of the duties of the office of ACWA Vice President.

Director Green has been an impactful member of the OCWD Board since 2010, including serving as President and First Vice President. OCWD has developed several innovative water programs and award-winning projects like the Groundwater Replenishment System, which are being duplicated by water agencies worldwide.

Prior to Director Green's service on OCWD's Board, she was elected to two consecutive terms on the Huntington Beach City Council, where she served two terms as Mayor. At the city, she served on the Orange County Transportation Authority Board and was a Director of OC Clean Tech. Director Green serves on several other boards such as the Huntington Valley Boys and Girls Club and the Orange County Explorer Program. She is also a member of the American Legion Unit 133 Auxiliary, Huntington Beach Community Emergency Response Team (CERT), and the Elks Lodge 1959. She sits on the Advisory Board of the Bolsa Chica Conservancy and is a founding member of Amigos de Bolsa Chica.

Director Green is the recipient of many awards. Her most recent is a 2019 Boys and Girls Clubs of America National Service to Youth Award. In 2010, she was the recipient of the Spurgeon Award, and, in 2005, she was named Woman of the Year by then State Senator John Campbell. Other awards include the 2007 Peace Maker Award from the Greater Huntington Beach Interfaith Council, the 2006 United Way Excellence in Child Care Planning, and the Golden West College Pillar of Achievement Award. She has also been recognized as Huntington Beach's Citizen of the Year by the Huntington

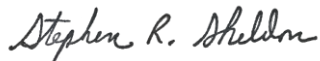
Beach Chamber of Commerce, a Huntington Beach Soroptimist's Woman of Distinction, and a Bolsa Chica Conservancy Conservator of the Year.

Director Green's experience as the Mayor of Huntington Beach and later as OCWD's Board President, along with her involvement in other organizations, has contributed to her broad and expansive knowledge of local and statewide issues, making her very qualified for the position of ACWA Vice President. She has made numerous friendships and contacts statewide that could serve her well in leading ACWA into the future.

OCWD's Board has the highest confidence in Director Green and her proven leadership abilities, which can help guide ACWA to continued organizational success and excellence in serving its member agencies.

More information about Director Green's qualifications for the office of ACWA Vice President, along with a Template Resolution of Support for Cathy Green, can be found on [OCWD's website](#). Additionally, if you have any questions or requests for additional information, kindly contact OCWD General Manager Mike Markus at mmarkus@OCWD.com or 714-378-3305. Thank you for your consideration of Director Green for the office of ACWA Vice President.

Sincerely,



Stephen R. Sheldon
Board President



Michael R. Markus, P.E., D. WRE.
General Manager

Santa Ana Watershed Project Authority
Cash Transaction Report
Month of June 2021

Below is a summary of cash transactions completed during the month in the Authority's checking account with US Bank. Attached are summaries by major revenue and expense classifications.

Cash Receipts and Deposits to Account	\$ 4,314,048.30
Net Investment Transfers	25,237.65
Cash Disbursements	<u>(3,588,235.14)</u>
Net Change for Month	\$ 751,050.81
Balance at Beginning of Month	<u>2,088,063.18</u>
Balance at End of Month per General Ledger	<u>\$ 2,839,113.99</u>
Collected Balance per Bank Statement	\$ 2,963,334.86

ACCOUNTS PAYABLE RECONCILIATION

Accounts Payable Balance @ 05/31/2021	\$ 6,731,152.53
Invoices Received for June 2021	465,110.37
Invoices Paid by check/wire during June 2021 (see attached register)	<u>(3,359,409.69)</u>
Accounts Payable Balance @ 06/30/2021	<u>\$ 3,836,853.21</u>

CASH RECEIPTS

Brine Line Operating Revenues	\$	1,079,303.59
Participant Fees		60,273.00
LESJWA Admin Reimbursement		13,193.84
Grant Proceeds - Prop 84		423,639.25
Grant Proceeds - Prop 84 Pass-throughs		2,737,477.44
Other		<u>161.18</u>
Total Receipts and Deposits	\$	4,314,048.30

INVESTMENT TRANSFERS

Transfer of Funds:		
From (to) US Bank (Bank fees)	\$	-
From (to) LAIF		-
From (to) Legal Defense Fund		-
From (to) LESJWA		-
From (to) Investments		<u>25,237.65</u>
Total Investment Transfers	\$	25,237.65

CASH DISBURSEMENTS

By Check:		
Payroll	\$	-
Operations		<u>3,359,409.69</u>
Total Checks Drawn	\$	3,359,409.69
By Cash Transfer:		
Payroll	\$	144,476.32
Payroll Taxes		80,706.08
Take Care (AFLAC)		<u>3,643.05</u>
Total Cash Transfers	\$	228,825.45
Total Cash Disbursements	\$	<u><u>3,588,235.14</u></u>

Santa Ana Watershed Project Authority
Check Detail
Jun-21

Category	Check #	Check Date	Type	Vendor	Check Amount
Auto Expense	4854	6/17/2021	CHK	Riverside Transmission Center	\$770.22
Auto Expense	4875	6/30/2021	CHK	County of Riverside	\$1,014.67
Auto Expense	EFT04003	6/30/2021	CHK	County of Riverside/Transportation	\$309.15
Auto Expense Total					\$2,094.04
Benefits	4832	6/3/2021	CHK	Cal PERS Long Term Care Program	\$152.04
Benefits	4836	6/17/2021	CHK	AFLAC	\$336.01
Benefits	4853	6/17/2021	CHK	WageWorks	\$116.00
Benefits	4863	6/21/2021	CHK	Cal PERS Long Term Care Program	\$152.04
Benefits	4864	6/21/2021	CHK	Mutual Of Omaha	\$2,590.00
Benefits	EFT03947	6/3/2021	CHK	Vantagepoint Transfer Agents	\$3,299.33
Benefits	EFT03949	6/3/2021	CHK	Vantagepoint Transfer Agents	\$398.46
Benefits	EFT03950	6/17/2021	CHK	ACWA/JPIA	\$47,206.72
Benefits	EFT03953	6/17/2021	CHK	Vantagepoint Transfer Agents	\$3,299.33
Benefits	EFT03963	6/17/2021	CHK	Vantagepoint Transfer Agents	\$398.46
Benefits	EFT03987	6/30/2021	CHK	Vantagepoint Transfer Agents	\$3,299.33
Benefits	EFT03995	6/30/2021	CHK	Vantagepoint Transfer Agents	\$398.46
Benefits	P041079	6/3/2021	WDL	CalPERS Supplemental Income	\$6,921.37
Benefits	P041080	6/3/2021	WDL	Public Employees' Retirement	\$20,177.13
Benefits	P041183	6/17/2021	WDL	CalPERS Supplemental Income	\$6,921.37
Benefits	P041184	6/17/2021	WDL	Public Employees' Retirement	\$20,338.79
Benefits	P041243	6/30/2021	WDL	CalPERS Supplemental Income	\$5,296.37
Benefits	P041244	6/30/2021	WDL	Public Employees' Retirement	\$20,402.18
Benefits	WDL000005425	6/2/2021	WDL	Takecare	\$10.84
Benefits	WDL000005428	6/8/2021	WDL	Takecare	\$827.79
Benefits	WDL000005430	6/11/2021	WDL	Takecare	\$5.00
Benefits	WDL000005433	6/14/2021	WDL	Takecare	\$938.51
Benefits	WDL000005435	6/15/2021	WDL	Takecare	\$90.89
Benefits	WDL000005439	6/18/2021	WDL	Takecare	\$25.00
Benefits	WDL000005441	6/21/2021	WDL	Takecare	\$384.60
Benefits	WDL000005443	6/22/2021	WDL	Takecare	\$192.30
Benefits	WDL000005444	6/23/2021	WDL	Takecare	\$15.00
Benefits	WDL000005445	6/24/2021	WDL	Takecare	\$768.62
Benefits	WDL000005451	6/30/2021	WDL	Takecare	\$384.50
Benefits Total					\$145,346.44
Building Lease	4865	6/21/2021	CHK	Wilson Property Services, Inc	\$1,890.00
Building Lease	4866	6/21/2021	CHK	Wilson Property Services, Inc	\$1,864.96
Building Lease Total					\$3,754.96
Consulting	4848	6/17/2021	CHK	Nicolay Consulting Group	\$2,500.00
Consulting	EFT03958	6/17/2021	CHK	West Coast Advisors	\$9,750.00
Consulting	EFT03961	6/17/2021	CHK	Santa Ana Watershed Association	\$496.73
Consulting	EFT03965	6/17/2021	CHK	Integrated Systems Solutions	\$388.50
Consulting	EFT03966	6/17/2021	CHK	Accent Computer Solutions Inc	\$2,986.40
Consulting	EFT03969	6/17/2021	CHK	Trussell Technologies, Inc.	\$1,049.62
Consulting	EFT03970	6/17/2021	CHK	Woodard & Curran Inc.	\$8,486.50
Consulting	EFT03978	6/17/2021	CHK	Sol Media	\$880.00
Consulting	EFT03981	6/17/2021	CHK	North American Weather Consultants	\$7,250.00
Consulting	EFT03982	6/17/2021	CHK	Kahn Soares & Conway	\$11,487.00
Consulting	EFT03983	6/17/2021	CHK	Gladwell Governmental Services	\$500.00
Consulting	EFT03984	6/17/2021	CHK	JPW Communications	\$3,845.55
Consulting	EFT03985	6/17/2021	CHK	Gillis & Panichapan Architects	\$935.00
Consulting	EFT03996	6/30/2021	CHK	Integrated Systems Solutions	\$203.50
Consulting	EFT03997	6/30/2021	CHK	Dudek	\$1,080.00
Consulting	EFT03998	6/30/2021	CHK	Woodard & Curran Inc.	\$8,219.50
Consulting	EFT04006	6/30/2021	CHK	Blais & Associates	\$880.00
Consulting	EFT04007	6/30/2021	CHK	Sol Media	\$480.00
Consulting	EFT04008	6/30/2021	CHK	GEI Consultants	\$458.85
Consulting Total					\$61,877.15
Contributions	4851	6/17/2021	CHK	Public Policy Institute of CA	\$10,000.00
Contributions Total					\$10,000.00
Credit Cards	P041194	6/8/2021	WDL	US Bank	\$8,730.71
Credit Cards Total					\$8,730.71
Director Costs	EFT03952	6/17/2021	CHK	Eastern Municipal Water District	\$460.00
Director Costs	EFT03989	6/30/2021	CHK	Western Municipal Water District	\$690.00
Director Costs Total					\$1,150.00
Employee Reimbursement	EFT03954	6/17/2021	CHK	Mark Norton	\$150.00

Santa Ana Watershed Project Authority
Check Detail
Jun-21

Category	Check #	Check Date	Type	Vendor	Check Amount
Employee Reimbursement	EFT03962	6/17/2021	CHK	Dean Unger	\$150.00
Employee Reimbursement	EFT03964	6/17/2021	CHK	Karen Williams	\$41.28
Employee Reimbursement	EFT03968	6/17/2021	CHK	Jeffrey J. Mosher	\$150.00
Employee Reimbursement	EFT03972	6/17/2021	CHK	Michael Plasencia	\$16.02
Employee Reimbursement	EFT03976	6/17/2021	CHK	Sonya San Juan	\$150.00
Employee Reimbursement	EFT03979	6/17/2021	CHK	Haley Mullay	\$150.00
Employee Reimbursement	EFT03993	6/30/2021	CHK	David Ruhl	\$150.00
Employee Reimbursement	EFT03994	6/30/2021	CHK	Sara Villa	\$150.00
Employee Reimbursement	EFT03999	6/30/2021	CHK	Ian Achimore	\$294.00
Employee Reimbursement	EFT04000	6/30/2021	CHK	Lucas Gilbert	\$150.00
Employee Reimbursement	EFT04001	6/30/2021	CHK	Michael Plasencia	\$150.00
Employee Reimbursement	EFT04004	6/30/2021	CHK	Alison L Lewis	\$150.00
Employee Reimbursement	EFT04005	6/30/2021	CHK	Brian Collier	\$175.00
Employee Reimbursement	EFT04009	6/30/2021	CHK	Jaclyn Alm	\$283.00
Employee Reimbursement Total					\$2,309.30
Employment Recruitment	4840	6/17/2021	CHK	National Business Investigations	\$268.75
Employment Recruitment	4876	6/30/2021	CHK	Kaiser Foundation Health Plan	\$25.00
Employment Recruitment Total					\$293.75
Equipment Rented	4871	6/30/2021	CHK	Pitney Bowes Global Financial	\$345.60
Equipment Rented	EFT03948	6/3/2021	CHK	Konica Minolta Business Solutions	\$678.07
Equipment Rented Total					\$1,023.67
Facility Repair & Maintenance	4850	6/17/2021	CHK	TNT Elevator Inc	\$262.00
Facility Repair & Maintenance	EFT03959	6/17/2021	CHK	Xylem Dewatering Solutions Inc	\$308.17
Facility Repair & Maintenance	EFT03977	6/17/2021	CHK	Riverside Cleaning	\$1,600.00
Facility Repair & Maintenance	EFT03990	6/30/2021	CHK	Western Exterminator Co.	\$123.00
Facility Repair & Maintenance Total					\$2,293.17
Insurance Expense	4861	6/17/2021	CHK	Zenith Insurance Company	\$5,363.00
Insurance Expense Total					\$5,363.00
Lab Costs	EFT03960	6/17/2021	CHK	E. S. Babcock & Sons, Inc.	\$2,291.00
Lab Costs	EFT03991	6/30/2021	CHK	E. S. Babcock & Sons, Inc.	\$2,618.00
Lab Costs Total					\$4,909.00
Landscape Maintenance	EFT03992	6/30/2021	CHK	Green Meadows Landscape	\$690.00
Landscape Maintenance Total					\$690.00
Lease Capacity Revenue	EFT03951	6/17/2021	CHK	Inland Empire Utilities Agency	\$80,801.88
Lease Capacity Revenue	EFT03956	6/17/2021	CHK	Western Municipal Water District	\$109,408.81
Lease Capacity Revenue Total					\$190,210.69
Legal	EFT03980	6/17/2021	CHK	Lagerlof, LLP	\$6,599.50
Legal Total					\$6,599.50
Materials & Supplies	4862	6/17/2021	CHK	San Bernardino Paint	\$271.62
Materials & Supplies	EFT04002	6/30/2021	CHK	KH Metals and Supply	\$38.96
Materials & Supplies Total					\$310.58
Office Expense	4835	6/17/2021	CHK	Aramark Refreshment Services	\$191.64
Office Expense	4843	6/17/2021	CHK	Awards & Specialties	\$13.05
Office Expense	4849	6/17/2021	CHK	Printing Connection, Inc.	\$48.94
Office Expense	EFT03988	6/30/2021	CHK	Konica Minolta Business Solutions	\$289.90
Office Expense Total					\$543.53
Offsite Storage	EFT03966	6/17/2021	CHK	Accent Computer Solutions Inc	\$1,377.58
Offsite Storage Total					\$1,377.58
Payroll	WDL000005417	6/4/2021	WDL	Direct Deposit 6/4/2021	\$68,299.16
Payroll	WDL000005421	6/4/2021	WDL	PR Tax - Federal	\$31,790.34
Payroll	WDL000005422	6/4/2021	WDL	PR Tax - State	\$6,725.94
Payroll	WDL000005423	6/4/2021	WDL	PR Tax - State AZ	\$110.17
Payroll	WDL000005427	6/18/2021	WDL	Direct Deposit 6/18/2021	\$76,177.16
Payroll	WDL000005436	6/18/2021	WDL	PR Tax - Federal	\$34,717.80
Payroll	WDL000005437	6/18/2021	WDL	PR Tax - State	\$7,251.66
Payroll	WDL000005438	6/18/2021	WDL	PR Tax - State AZ	\$110.17
Payroll Total					\$225,182.40
Petty Cash	4872	6/30/2021	CHK	Karen Williams, Custodian of	\$55.86
Petty Cash Total					\$55.86

Santa Ana Watershed Project Authority
Check Detail
Jun-21

Category	Check #	Check Date	Type	Vendor	Check Amount
Prop 84	4838	6/17/2021	CHK	Rancho California Water District	\$2,574.45
Prop 84	4844	6/17/2021	CHK	East Valley Water District	\$16,144.56
Prop 84	4845	6/17/2021	CHK	San Bernardino Valley Water	\$273,574.20
Prop 84	4846	6/17/2021	CHK	City of Chino	\$1,972.62
Prop 84	4847	6/17/2021	CHK	City of Chino	\$12,049.93
Prop 84	4852	6/17/2021	CHK	Cucamonga Valley Water District	\$5,375.75
Prop 84	4855	6/17/2021	CHK	OmniEarth Inc.	\$46,988.53
Prop 84	4856	6/17/2021	CHK	City of Rialto	\$2,900.98
Prop 84	4857	6/17/2021	CHK	US Forest Service	\$50,459.70
Prop 84	4858	6/17/2021	CHK	City of Hemet	\$6,003.51
Prop 84	4859	6/17/2021	CHK	Miller Spatial Services Inc	\$20,185.03
Prop 84	4860	6/17/2021	CHK	Miller Spatial Services Inc	\$5,486.34
Prop 84	EFT03951	6/17/2021	CHK	Inland Empire Utilities Agency	\$597,076.28
Prop 84	EFT03952	6/17/2021	CHK	Eastern Municipal Water District	\$905,060.94
Prop 84	EFT03955	6/17/2021	CHK	Orange County Water District	\$705,768.05
Prop 84	EFT03956	6/17/2021	CHK	Western Municipal Water District	\$94,239.60
Prop 84	EFT03967	6/17/2021	CHK	CV Strategies	\$2,247.31
Prop 84	EFT03971	6/17/2021	CHK	Statistical Research, Inc.	\$21,795.65
Prop 84	EFT03973	6/17/2021	CHK	City of San Jacinto	\$8,520.12
Prop 84	EFT03974	6/17/2021	CHK	City of Chino Hills	\$108,248.89
Prop 84	EFT03975	6/17/2021	CHK	City of Garden Grove	\$10,751.50
Prop 84 Total					<u>\$2,897,423.94</u>
Safety	4882	6/30/2021	CHK	We-Do Equipment	\$865.66
Safety	EFT03957	6/17/2021	CHK	Underground Service Alert	\$261.78
Safety Total					<u>\$1,127.44</u>
Security	4834	6/3/2021	CHK	SafeT	\$75.00
Security	4877	6/30/2021	CHK	SafeT	\$113.85
Security Total					<u>\$188.85</u>
Shipping/Postage	4837	6/17/2021	CHK	General Logistics Systems US	\$57.48
Shipping/Postage	4867	6/30/2021	CHK	General Logistics Systems US	\$34.48
Shipping/Postage Total					<u>\$91.96</u>
Software	EFT03966	6/17/2021	CHK	Accent Computer Solutions Inc	\$1,641.70
Software Total					<u>\$1,641.70</u>
Subscriptions	EFT03986	6/17/2021	CHK	Agendum Ventures	\$4,900.00
Subscriptions Total					<u>\$4,900.00</u>
Utilities	4828	6/3/2021	CHK	Riverside, City of	\$1,633.53
Utilities	4829	6/3/2021	CHK	Riverside, City of	\$147.07
Utilities	4830	6/3/2021	CHK	AT&T	\$1,018.26
Utilities	4831	6/3/2021	CHK	AT&T	\$860.69
Utilities	4833	6/3/2021	CHK	Southern California Edison	\$14.30
Utilities	4839	6/17/2021	CHK	AT&T	\$209.52
Utilities	4841	6/17/2021	CHK	Southern California Edison	\$143.18
Utilities	4842	6/17/2021	CHK	Burtec Waste Industries Inc	\$87.79
Utilities	4868	6/30/2021	CHK	AT&T	\$978.34
Utilities	4869	6/30/2021	CHK	AT&T	\$1,018.26
Utilities	4870	6/30/2021	CHK	AT&T	\$860.69
Utilities	4873	6/30/2021	CHK	Southern California Edison	\$14.90
Utilities	4874	6/30/2021	CHK	Southern California Edison	\$41.83
Utilities	4878	6/30/2021	CHK	Verizon Wireless	\$130.61
Utilities	4879	6/30/2021	CHK	Verizon Wireless	\$417.76
Utilities	4880	6/30/2021	CHK	Verizon Wireless	\$1,087.20
Utilities	4881	6/30/2021	CHK	DIRECTV	\$81.99
Utilities Total					<u>\$8,745.92</u>
Grand Total					<u>\$3,588,235.14</u>

	Accounts Payable
Checks	\$3,270,621.77
Wire Transfers	\$88,787.92
	<u>\$ 3,359,409.69</u>

Take Care	\$3,643.05
Other	\$ -
Payroll	\$225,182.40
	<u>\$ 3,588,235.14</u>

Total Disbursements for June 2021

Santa Ana Watershed Project Authority
 Consulting
 Jun-21

Check #	Check Date	Task #	Task Description	Vendor Name	Total Contract	Check Amount	Remaining Contract Amount	Notes/Comments
EFT03966	6/17/2021	ACS100-16	Enhanced Security Network IT Support	Accent Computer Solutions	\$ 9,936.00	\$ 828.00	\$ -	Closed
EFT03966	6/17/2021	ACS100-17		Accent Computer Solutions	\$ 58,826.00	\$ 2,158.40	\$ (2,180.21)	Closed
EFT04006	6/30/2021	BLAIS370-02	Grant Needs Assessment and Monitoring	Blais & Associates	\$ 24,700.00	\$ 880.00	\$ 6,974.06	
EFT03997	6/30/2021	DUDK240-05	Brine Line Criticality Assessment	Dudek	\$ 89,560.00	\$ 1,080.00	\$ 7,815.00	
EFT04008	6/30/2021	GEI374-01	CEQA Compliance Documentation	GEI Consultants	\$ 31,900.00	\$ 458.85	\$ 0.01	Closed
EFT03985	6/17/2021	GPA100-01	SAWPA Building Renovations - Phase 3	Gillis & Panichapan Architects	\$ 45,200.00	\$ 935.00	\$ 26,489.24	
EFT03983	6/17/2021	GG5100-01	Records Retention Schedule Update	Gladwell Governmental Services	\$ 8,400.00	\$ 500.00	\$ 4,000.00	
EFT03965	6/17/2021	INSOL100-15	Great Plains and Journyx Tech Support	Integrated Systems Solutions	\$ 4,750.00	\$ 388.50	\$ 138.00	
EFT03996	6/30/2021	INSOL100-15		Integrated Systems Solutions	\$ 4,750.00	\$ 203.50	\$ 138.00	
EFT03984	6/17/2021	JPW392-01	Emerging Constituents Program Social Media Support	JPW Communications	\$ 105,000.00	\$ 3,845.55	\$ 70,375.06	
EFT03982	6/17/2021	KSC374-01	Basin Monitoring Program TF Regulatory Support MSAR Pathogen TMDL TF Regulatory Support Emerging Constituents Program TF Regulatory Support	Kahn, Soares, & Conway	\$ 93,293.60	\$ 9,024.50	\$ 40,591.60	
EFT03982	6/17/2021	KSC384-01		Kahn, Soares, & Conway	\$ 108,156.50	\$ 1,669.00	\$ 68,212.00	
EFT03982	6/17/2021	KSC392-01		Kahn, Soares, & Conway	\$ 46,410.00	\$ 793.50	\$ 43,167.00	
4848	6/17/2021	NICO100-07	FYE 2021 Interim Valuation	Nicolay Consulting Group	\$ 2,500.00	\$ 2,500.00	\$ -	Closed
EFT03981	6/17/2021	NAWC370-02	Weather Modification Ground Seeding Site Analysis	North American Weather Consultants	\$ 14,500.00	\$ 7,250.00	\$ 7,250.00	
EFT03961	6/17/2021	SAWA381-01	Van Buren Bridge Sucker Restoration	Santa Ana Watershed Association	\$ 20,358.20	\$ 496.73	\$ 5,301.72	
EFT03978	6/17/2021	SOL100-08	Website Changes and Customization	Sol Media	\$ 4,000.00	\$ 880.00	\$ (80.00)	Closed
EFT04007	6/30/2021	SOL100-08		Sol Media	\$ 4,000.00	\$ 480.00	\$ (80.00)	Closed
EFT03969	6/17/2021	TRU240-25	S-01 Solids Characterization	Trussell Technologies	\$ 13,100.00	\$ 1,049.62	\$ 6,708.74	
EFT03958	6/17/2021	WCA100-03-04	State Legislative Consulting Services	West Coast Advisors	\$ 240,000.00	\$ 9,750.00	\$ 171,750.00	
EFT03970	6/17/2021	RMC504-401-07	SARCCUP Program Mgmt. Services	Woodard & Curran	\$ 225,005.00	\$ 8,486.50	\$ 148,268.00	
EFT03998	6/30/2021	RMC504-401-07		Woodard & Curran	\$ 225,005.00	\$ 8,219.50	\$ 148,268.00	
					\$ 61,877.15			

COMMISSION MEMORANDUM NO. 2021.60

DATE: August 17, 2021
TO: SAWPA Commission
SUBJECT: Inter-Fund Borrowing – June 2021
PREPARED BY: Karen Williams, DGM/CFO

RECOMMENDATION

It is recommended that the Commission receive and file the informational report on short-term, cash-flow inter-fund borrowing.

DISCUSSION

On December 13, 2005, the Commission approved Resolution No. 452, Inter-Fund and Inter-Project Loan Policy. Staff was directed to bring back an accounting of the loans each month for review when the total exceeded \$250,000 in aggregate.

The following projects, with negative cash flow, are listed below with the amounts borrowed from SAWPA General Fund Reserves in June 2021. The total amount borrowed is over the aggregate \$250,000 amount recommended in Resolution No. 452, Inter-Fund and Inter-Project Loan Policy. The Commission has requested that this item be brought back each month as an informational item when the loan amount is over the \$250,000 aggregate amount.

Fund	Fund Name	05/31/2021 Balance	Loan Receipts	New Charges	06/30/2021 Balance
130	Proposition 84 Admin R1	\$45,134.26	(\$0.00)	\$0.00	\$45,134.26
135	Proposition 84 Admin R2	89,596.14	(23,422.55)	3,686.95	69,860.54
140	Proposition 84 Admin R3	34,039.61	(34,103.86)	0.00	64.25
145	Proposition 84 Admin R4	194,852.55	(35,405.21)	14,981.86	174,429.20
150	Proposition 1 – Admin	65,928.66	(0.00)	3,668.18	69,596.84
398	Proposition 1 – DACI Grant	107,996.56	(0.00)	12,755.39	120,751.95
477	LESJWA Administration	11,862.75	(13,193.84)	11,869.41	10,538.32
504	Prop 84 – Round I & II	(52,050.00)	0.00	2,000.00	(50,050.00)
504	Prop 84 - Drought Projects	122,979.41	(123,031.82)	0.00	52.41
	Total Funds Borrowed	\$620,339.94	(\$229,157.28)	\$48,961.79	\$440,144.45
	General Fund Reserves Balance		\$2,163,987.11		
	Less Amount Borrowed		<u>440,144.45</u>		
	Balance of General Fund Reserves		<u>\$1,723,842.66</u>		

The following table lists each fund that has a negative cash flow, the source of funding for the fund, how often the fund is billed, and the projected rate of payment for the fund.

NEGATIVE CASH-FLOW FUNDS

Fund No.	Source of Funding	Billing Frequency	Projected Payment Time
130,135, 145,150 – Proposition 1 & 84 Admin	DWR – Prop 1 & 84 Grant	Monthly/Quarterly	Up to 4 months
398 – Proposition 1 – DACI Grant	DWR – Prop 1 Grant	Monthly	Up to 4 months
477 – LESJWA Admin	Reimbursement from LESJWA	Monthly	2 to 4 weeks
504 – Proposition 84 SARCCUP Projects	DWR – Prop 84 Grant	Monthly/Quarterly	Up to 4 months

Fund 130

The outstanding balance of the funds due from DWR is the mandatory 10% retention from each invoice billed. Retention funds will not be released until the Proposition 84 Round I contract is completed. Retention should be released within the next few months.

Fund 135

This fund is for the administration of Proposition 84 Round II grant funds. These funds will be billed quarterly and 10% will be withheld for retention.

Fund 145

This fund is for the administration of Proposition 84 Round 2015 grant funds. These funds will be billed quarterly and 10% will be withheld for retention.

Fund 150

This fund is for the administration of Proposition 1 grant funds. Once the contract has been signed by DWR these funds will be billed quarterly and 10% will be withheld for retention.

Fund 398

This fund is for the Proposition 1 DACI grant project. These funds will be billed monthly and 10% will be withheld for retention.

Fund 477

Each month LESJWA is billed the cost for administering the JPA. Once the bill is received, LESJWA submits payment within two weeks.

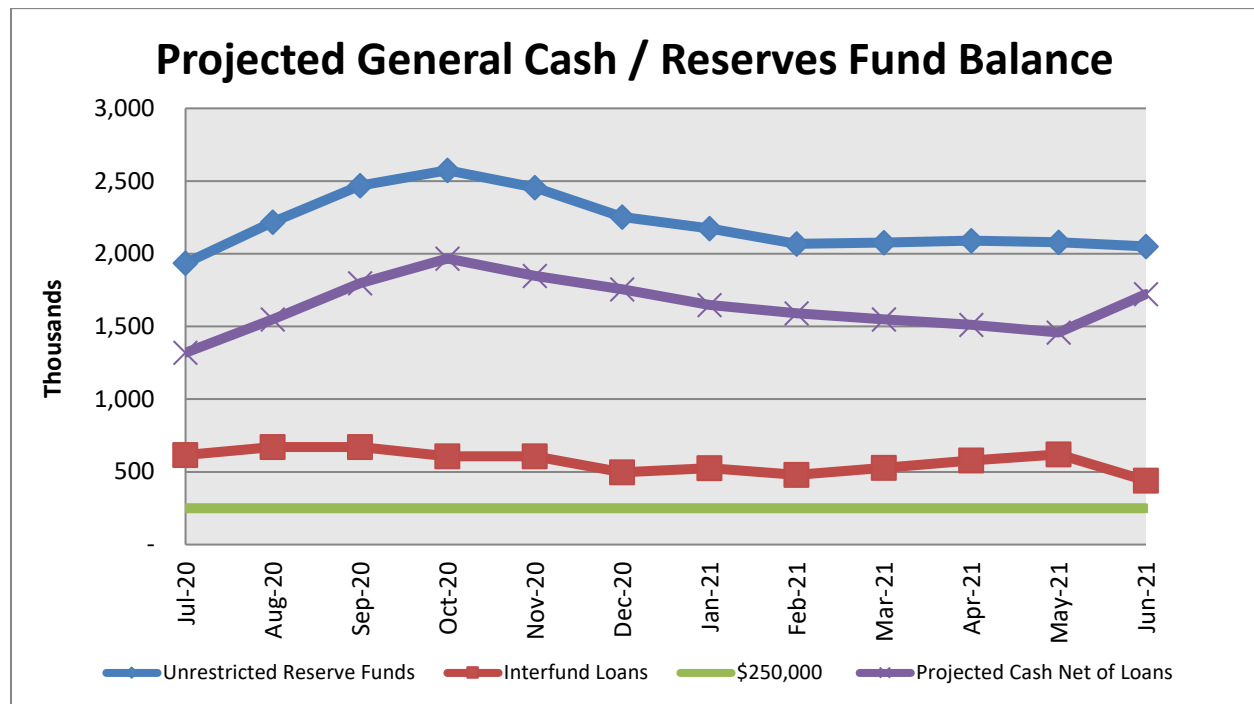
Fund 504

This fund is for the implementation of SARCCUP projects which are administered through PA22 and PA23.

The following graph shows the total budget, total project costs to date, and the amount remaining on each grant.

Fund	Fund Name	Total Budget	Costs Through 06/30/2021	Remaining Grant Budget
130	Proposition 84 Admin R1	\$660,004	(\$571,491)	\$88,513
135	Proposition 84 Admin R2	627,405	(611,293)	16,112
140	Proposition 84 Admin R3	887,860	(866,091)	21,769
145	Proposition 84 Admin R4	3,213,384	(994,879)	2,218,505
150	Proposition 1 Admin	TBD	(69,596)	TBD
398	Proposition 1 – DACI Grant	6,300,000	(5,957,835)	342,165
504	Prop 84 - Drought Projects	5,547,816	(3,482,114)	2,065,702
504	Prop 84 – 2015 Round (SARCCUP)	1,543,810	(731,820)	811,990
Totals		\$18,780,279	(\$13,285,119)	\$5,564,756

The following graph shows projected inter-fund loan balances, total unrestricted General Fund Reserves available for loans, and projected cash net of loans through June 2021. The projected loan balance is expected to remain over the \$250,000 aggregate limit through June 2021 because of Proposition 1 and 84 grants but can be covered by General Fund Reserves without a major impact on cash flow.



RESOURCE IMPACTS

The funds borrowed from the General Fund Reserves will be paid back with interest when the funding is received. Interfund loans for grants are not charged interest unless the grant contracts specifically states that interest is eligible for reimbursement. There is sufficient cash available to cover proposed borrowings and to pay budgeted expenditures for the General Fund.

Attachments:

1. Resolution No. 452 | Amending the Inter-Fund, Inter-Project and Inter-Agency Loan Policy

RESOLUTION NO. 452

A RESOLUTION OF THE COMMISSION OF THE SANTA ANA WATERSHED PROJECT AUTHORITY AMENDING THE INTER-FUND, INTER-PROJECT AND INTER-AGENCY LOAN POLICY

WHEREAS, the Commission of the Santa Ana Watershed Project Authority (hereafter "SAWPA") previously adopted, by minute action taken on August 3, 1996, an "Inter-Fund/Inter-Project Loan Policy" to regulate loans from one SAWPA Fund or Project to another SAWPA Fund or Project; and

WHEREAS, the Commission desires to amend the "Inter-Fund Fund/Project Loan Policy" by formally adopting such Policy, by way of this Resolution, regulating how and in what manner such inter-fund or inter-project loans are to take place and mandating that all such loans require Commission approval in advance as contemplated by the policy adopted on August 3, 1996.

NOW, THEREFORE, BE IT RESOLVED that the Commission of the Santa Ana Watershed Project Authority hereby amends the following Loan Policy for any loan from one SAWPA Fund or Project to another SAWPA Fund or Project:

1. Loans from any SAWPA Fund or Project to another SAWPA Fund, Project or another public agency shall be approved in advance by the SAWPA Commission. The approval shall be in written format and include documentation of the specifics of the transaction. The approval shall include a finding that the loan will not expose the lending SAWPA Fund or Project to significant financial or operational risk.
2. Unless otherwise provided for by the Commission, the borrowing Fund, Project or public agency shall be required to repay the loan within a specific period of time and at a rate of interest as determined by the Commission. For the purposes of this policy, SAWPA's calculated quarterly rate of return may be used as the basis for interest payable on the outstanding principal for any loan. The period for repayment of the loan shall be determined by the Commission, but shall be no longer than the life of the lending Fund or Project.
3. The borrowing Fund's, Project's or public agency's repayment source shall be identified and included in the approval action by the Commission and the "loan documentation". The "loan documentation" shall include a written agreement, resolution or other document approved by the Commission setting forth all of the foregoing terms and conditions.

4. Loans to reimbursable SAWPA grant contract projects and related efforts for short-term (i.e., current fiscal year) operating cash flow purposes may be borrowed from the SAWPA General Fund Reserve without prior Commission approval. But all such loans shall be reported to the Commission within 30 days of each such loan. Such loans shall be paid off on a continuous basis. The total funds loaned for all such grant contract projects and related efforts shall not exceed \$250,000.00 in the aggregate for each fiscal year, without prior written approval by the Commission. Payment of interest will be based on the actual interest that would have been earned by the SAWPA General Fund Reserve had those funds not been borrowed. Cash flow and receivables will be reported at least quarterly to forecast needs and demonstrate compliance.
5. Prior to June 30th of each year, staff shall provide to the Commission an annual written report of all such Inter-fund, Inter-project or Inter-agency loans, amounts repaid and any outstanding loan balances.

ADOPTED this 13th day of December 2005.

SANTA ANA WATERSHED PROJECT AUTHORITY

By: *Mark W. Bulot*
Mark Bulot, Chair



COMMISSION MEMORANDUM NO. 2021.61

DATE: August 17, 2021
TO: SAWPA Commission
SUBJECT: Performance Indicators and Financial Reporting – June 2021
PREPARED BY: Karen Williams, DGM/CFO

RECOMMENDATION

It is recommended that the Commission receive and file staff's report.

DISCUSSION

The attached reports have been developed to keep the Commission informed as to SAWPA's business and budget performance. These reports are categorized into the following groups: financial reporting, cash and investments, and performance indicators. They are explained in detail below. As new reports are developed, they will be added for the Commission's review.

Financial Reporting

Balance Sheet by Fund Type	Lists total assets, liabilities, and equity by fund type for a given period.
Revenue & Expense by Fund Type	Lists total revenue and expenses by fund type for a given period.
Receivables Management	Shows total outstanding accounts receivable by age.
Open Task Order Schedule	Shows SAWPA's total outstanding obligation for open task orders.
List of SAWPA Funds	Shows each SAWPA Fund with the fund description and fund group.
Debt Service Funding Analysis	Shows total annual income by source used to make debt service payments through debt maturity at FYE 2048.
Debt Service Payment Schedule	Shows total debt service interest and principal payments through debt maturity at FYE 2048.

Cash and Investments

Total Cash and Investments (chart)	Shows the changes in cash and investments balance for the last twelve months.
Cash Balance & Source of Funds	Shows total cash and investments for all SAWPA funds and the types of investments held for each fund.
Cash & Investments (pie chart)	Shows total cash and investments for all SAWPA funds and the percentage of each investment type.
Reserve Account Analysis	Shows changes to each reserve account for the year and projected ending balance for each.

Twelve Month Security Schedule (chart)	Shows the maturity dates for securities held and percentage of securities in each category.
Treasurer's Report	Shows book and market value for both Treasury strips and securities held by the Agency.

Performance Indicators

Average Daily Flow by Month	Shows total flow in the Brine Line System by month compared to total treatment capacity owned. This is an indicator of the available capacity in the line. As we add yearly flows, it will show trends in flow throughout the year.
Summary of Labor Multipliers	Summarizes the information generated from the following two reports and compares the actual benefit and Indirect Cost Allocation rates to the total budgeted rates.
General Fund Costs	Lists total Fund No. 100 costs to date and the amount of those costs recovered through the Indirect Cost Allocation and member contributions.
Benefit Summary	Lists total employee benefit costs actual to budget and projects them through the end of the year. This report compares how the actual benefit rate compares to the budgeted rate.
Labor Hours Budget vs. Actual	Shows total budgeted hours for each project and compares them to the actual hours charged to each.

RESOURCE IMPACTS

Staff expects minimal impacts to SAWPA or its member agencies related to this effort.

Attachments:

- | | |
|---------------------------------------|---|
| 1. Balance Sheet by Fund Type | 10. Reserve Account Analysis |
| 2. Revenue & Expense by Fund Type | 11. Twelve-Month Maturity Schedule - Securities |
| 3. Accounts Receivable Aging Report | 12. Treasurer's Report |
| 4. Open Task Order Schedule | 13. Average Daily Flow by Month |
| 5. List of SAWPA Funds | 14. Summary of Labor Multipliers |
| 6. Debt Service Funding Analysis | 15. General Fund Costs |
| 7. Debt Service Payment Schedule | 16. Benefits |
| 8. Total Cash and Investments (chart) | 17. Labor Hours Budgeted vs. Actual |
| 9. Cash Balance & Source of Funds | |

Santa Ana Watershed Project Authority
Balance Sheet by Fund Type
For the Eleven Months Ending Monday, May 31, 2021

	General Fund	Brine Line Enterprise	Capital Projects	OWOW Projects	Roundtable Projects	Fund Totals
Assets						
Current Assets						
Cash and Investments	\$2,723,293.08	\$53,532,079.61	(\$2,911,292.72)	\$1,246,016.55	\$2,490,264.15	\$57,080,360.67
Accounts Receivable	(50.00)	2,181,879.20	0.00	7,240,147.47	13,193.84	9,435,170.51
Prepays and Deposits	109,830.85	178,273.60	0.00	0.00	0.00	288,104.45
Total Current Assets	<u>2,833,073.93</u>	<u>55,892,232.41</u>	<u>(2,911,292.72)</u>	<u>8,486,164.02</u>	<u>2,503,457.99</u>	<u>66,803,635.63</u>
Fixed Assets						
Property, Plant & Equipment						
less accum depreciation	1,507,527.22	78,407,936.95	0.00	0.00	0.00	79,915,464.17
Work In Process	0.00	0.00	389,473.60	0.00	0.00	389,473.60
Total fixed assets	<u>1,507,527.22</u>	<u>78,407,936.95</u>	<u>389,473.60</u>	<u>0.00</u>	<u>0.00</u>	<u>80,304,937.77</u>
Other Assets						
Wastewater treatment/disposal						
rights, net of amortization	0.00	23,664,547.93	0.00	0.00	0.00	23,664,547.93
Inventory - Mitigation Credits	0.00	0.00	0.00	0.00	1,910,560.00	1,910,560.00
Total Other Assets	<u>0.00</u>	<u>23,664,547.93</u>	<u>0.00</u>	<u>0.00</u>	<u>1,910,560.00</u>	<u>25,575,107.93</u>
Total Assets	<u>\$4,340,601.15</u>	<u>\$157,964,717.29</u>	<u>(\$2,521,819.12)</u>	<u>\$8,486,164.02</u>	<u>\$4,414,017.99</u>	<u>\$172,683,681.33</u>
Liabilities and Fund Equity						
Current Liabilities						
Accounts Payable/Accrued Expenses	\$798,572.00	\$476,570.99	\$0.00	\$6,646,021.23	\$30,778.13	\$7,951,942.35
Accrued Interest Payable	0.00	256,047.75	0.00	0.00	0.00	256,047.75
Customer Deposits	0.00	20,354.22	0.00	0.00	467,070.59	487,424.81
Noncurrent Liabilities						
Long-term Debt	4,584,538.00	25,471,969.27	0.00	0.00	0.00	30,056,507.27
Deferred Revenue	0.00	65,188,825.50	0.00	0.00	0.00	65,188,825.50
Total Liabilities	<u>5,383,110.00</u>	<u>91,413,767.73</u>	<u>0.00</u>	<u>6,646,021.23</u>	<u>497,848.72</u>	<u>103,940,747.68</u>
Fund Equity						
Contributed Capital	0.00	20,920,507.03	0.00	0.00	0.00	20,920,507.03
Retained Earnings	2,505,211.67	44,631,429.36	389,473.60	1,337,714.59	3,540,774.67	52,404,603.89
Revenue Over/Under Expenditures	(3,547,720.52)	999,013.17	(2,911,292.72)	502,428.20	375,394.60	(4,582,177.27)
Total Fund Equity	<u>(1,042,508.85)</u>	<u>66,550,949.56</u>	<u>(2,521,819.12)</u>	<u>1,840,142.79</u>	<u>3,916,169.27</u>	<u>68,742,933.65</u>
Total Liabilities & Fund Equity	<u>\$4,340,601.15</u>	<u>\$157,964,717.29</u>	<u>(\$2,521,819.12)</u>	<u>\$8,486,164.02</u>	<u>\$4,414,017.99</u>	<u>\$172,683,681.33</u>

Santa Ana Watershed Project Authority
Revenue & Expenses by Fund Type
For the Eleven Months Ending Monday, May 31, 2021

	General Fund	Brine Line Enterprise	Capital Projects	OWOW Projects	Roundtable Projects	Fund Totals
Operating Revenue						
Discharge Fees	\$0.00	\$11,089,652.70	\$0.00	\$0.00	\$0.00	\$11,089,652.70
Grant Proceeds	0.00	0.00	0.00	4,451,893.05	0.00	4,451,893.05
Financing Proceeds	0.00	0.00	0.00	0.00	189,285.49	189,285.49
Total Operating Revenue	0.00	11,089,652.70	0.00	4,451,893.05	189,285.49	15,730,831.24
Operating Expenses						
Labor	1,451,482.35	1,103,892.10	46,829.66	421,602.13	142,544.28	3,166,350.52
Benefits	476,452.55	500,063.12	21,213.84	190,985.73	64,572.54	1,253,287.78
Indirect Costs	0.00	1,664,669.30	70,619.13	635,776.05	214,956.78	2,586,021.26
Education & Training	18,638.77	6.85	0.00	0.00	0.00	18,645.62
Consulting & Professional Services	312,866.58	114,279.53	76,795.80	932,411.91	518,275.98	1,954,629.80
Operating Costs	1,240.21	2,644,519.64	0.00	0.00	2,521.93	2,648,281.78
Repair & Maintenance	89,006.42	228,183.44	0.00	0.00	0.00	317,189.86
Phone & Utilities	54,259.64	10,820.05	0.00	0.00	0.00	65,079.69
Equipment & Computers	185,925.77	48,737.06	0.00	0.00	0.00	234,662.83
Meeting & Travel	3,271.16	268.65	0.00	(20.00)	0.00	3,519.81
Other Administrative Costs	158,908.79	74,102.00	356.80	11,465.00	11,480.15	256,312.74
Indirect Costs Applied	(2,587,630.30)	0.00	0.00	0.00	0.00	(2,587,630.30)
Other Expenses	59,682.81	138,662.15	2,695,477.49	0.00	6,541.42	2,900,363.87
Construction	0.00	0.00	0.00	3,354,423.73	0.00	3,354,423.73
Total Operating Expenses	224,104.75	6,528,203.89	2,911,292.72	5,546,644.55	960,893.08	16,171,138.99
Operating Income (Loss)	(224,104.75)	4,561,448.81	(2,911,292.72)	(1,094,751.50)	(771,607.59)	(440,307.75)
Nonoperating Income (Expense)						
Member Contributions	680,340.00	0.00	0.00	830,000.00	20,000.00	1,530,340.00
Other Agency Contributions	0.00	0.00	0.00	536,365.94	1,115,239.00	1,651,604.94
Interest Income	17,218.53	60,773.09	0.00	5,079.16	11,763.19	94,833.97
Interest Expense - Debt Service	0.00	(620,781.97)	0.00	0.00	0.00	(620,781.97)
Other Income	4,261.49	314,893.75	0.00	0.00	0.00	319,155.24
Retiree Medical Benefits	(145,691.20)	0.00	0.00	0.00	0.00	(145,691.20)
Total Nonoperating Income (Expense)	556,128.82	(245,115.13)	0.00	1,371,445.10	1,147,002.19	2,829,460.98
Excess Rev over (under) Exp	<u>\$332,024.07</u>	<u>\$4,316,333.68</u>	<u>(\$2,911,292.72)</u>	<u>\$276,693.60</u>	<u>\$375,394.60</u>	<u>\$2,389,153.23</u>

Aging Report
Santa Ana Watershed Project Authority
Receivables as of June 30, 2021

Customer Name	Project	Total	0-30 Days	31-60 Days	61 and Over
Chino Basin Desalter Authority	Brine Line	185,990.08		184,790.08	1200
Department of Water Resources	Prop 84, Prop 1	4,308,618.55	282,250.79		4,026,367.76
Eastern Municipal Water District	Brine Line	174,829.62		173,929.62	900.00
Inland Empire Utilities Agency	Brine Line	102,490.55		102,490.55	
Lake Elsinore & San Jacinto Watershed Authority	Administration	11,869.41	11,869.41		
Municipal Water District of Orange County	Participant Fees - Prop 1	50,000.00	50,000.00		
Redlands, City of	Participant Fees	(50.00)	(50.00)		
Rialto BioEnergy	Brine Line	8,896.88		8,896.88	
San Bernardino Valley Municipal Water District	Brine Line	122,442.41		122,442.41	
Western Municipal Water District	Brine Line	516,856.33		516,856.33	
Total Accounts Receivable		5,481,943.83	344,070.20	1,109,405.87	4,028,467.76

Santa Ana Watershed Project Authority
Open Task Orders Schedule
Jun-21
(Reflects Invoices Received as of 07/13/21)

Task Order No. Project Contracts	Fund No.	Vendor Name	Task Description	Begin Date	End Date	Original Contract	Change Orders	Total Contract	Billed To Date	Contract Balance	SAWPA Manager	Comments
ACS100-16	100-00	Accent Computer Solutions	Enhanced Security Network	07/01/2020	06/30/2021	\$ 9,936.00	\$ 2,350.50	\$ 12,286.50	\$ 12,286.50	\$ -	Dean Unger	
ACS100-17	100-00	Accent Computer Solutions	IT Support	07/01/2020	06/30/2021	\$ 58,826.00	\$ -	\$ 58,826.00	\$ 59,006.21	\$ (180.21)	Dean Unger	
BART100-06	100-00	Bartel & Associates	GASB 68 Actuarial Information	02/02/2021	12/31/2021	\$ 1,400.00	\$ -	\$ 1,400.00	\$ -	\$ 1,400.00	Karen Williams	
BGB100-01	100-00	BGB Design Group	SAWPA Building Landscaping Design	12/17/2020	12/31/2021	\$ 16,800.00	\$ -	\$ 16,800.00	\$ 8,800.00	\$ 8,000.00	Carlos Quintero	
GGSI00-01	100-00	Gladwell Governmental Services	Records Retention Schedule Update	04/21/2020	06/30/2021	\$ 8,400.00	\$ -	\$ 8,400.00	\$ 4,400.00	\$ 4,000.00	Karen Williams	
GPA100-01	100-00	Gillis & Panichapan Architects	SAWPA Building Renovations	10/13/2020	06/30/2021	\$ 45,200.00	\$ -	\$ 45,200.00	\$ 18,710.76	\$ 26,489.24	Carlos Quintero	
INSOL100-15	100-00	Integrated Systems Solutions	Great Plains and Journyx Tech Support	07/01/2020	06/30/2021	\$ 4,750.00	\$ 750.00	\$ 5,500.00	\$ 5,362.00	\$ 138.00	Dean Unger	
KON100-08	100-00	Konica Minolta	Copiers and Scanners Lease	01/15/2021	01/15/2025	\$ 29,040.00	\$ -	\$ 29,040.00	\$ 3,239.55	\$ 25,800.45	Dean Unger	
LSGK100-08	100-00	Lagerlof, LLP	General Legal Services	07/01/2020	06/30/2021	\$ 52,327.00	\$ -	\$ 52,327.00	\$ 36,496.25	\$ 15,830.75	Jeff Mosher	
LSGK100-09	100-00	Lagerlof, LLP	General Legal Services	07/01/2020	06/30/2021	\$ 86,926.00	\$ -	\$ 86,926.00	\$ 57,651.29	\$ 29,274.71	Jeff Mosher	
SOL100-08	100-00	Sol Media	Website Changes and Customization	04/01/2020	06/30/2021	\$ 4,000.00	\$ -	\$ 4,000.00	\$ 4,080.00	\$ (80.00)	Dean Unger	
TEAM100-08	100-00	Teaman, Ramirez, & Smith	Auditing Services	02/16/2021	06/30/2022	\$ 23,750.00	\$ -	\$ 23,750.00	\$ -	\$ 23,750.00	Karen Williams	
BMH100-01	100-03	Bell, McAndrews, & Hiltachk	FPPC Lobby Reporting	07/01/2021	06/30/2022	\$ 1,200.00	\$ -	\$ 1,200.00	\$ -	\$ 1,200.00	Karen Williams	
JRE100-02	100-03	J. Richard Eichman	FPPC Reporting	01/01/2021	01/31/2022	\$ 12,600.00	\$ -	\$ 1,260.00	\$ 544.30	\$ 715.70	Karen Williams	
WCA100-03-04	100-03	West Coast Advisors	State Legislative Consulting	09/15/2020	12/21/2022	\$ 240,000.00	\$ -	\$ 240,000.00	\$ 68,250.00	\$ 171,750.00	Jeff Mosher	
CALV240-03	240	Calvada Surveying	BL On-Call Land Surveying Services	06/05/2018	06/30/2021	\$ 28,970.00	\$ -	\$ 28,970.00	\$ 1,500.00	\$ 27,470.00	Carlos Quintero	On-Call
WO2021-13	240	E S Babcock	Brine Line Sample Collection & Analysis	07/01/2020	06/30/2021	\$ 85,089.00	\$ -	\$ 85,089.00	\$ 58,255.00	\$ 26,834.00	Carlos Quintero	
DOW240-02	240	Downstream Services	Brine Line Pipe Cleaning Services	07/01/2020	06/30/2022	\$ 210,476.00	\$ -	\$ 210,476.00	\$ 14,298.50	\$ 196,177.50	Carlos Quintero	
DUDK240-05	240	Dudek	Brine Line Criticality Assessment	07/01/2020	08/31/2021	\$ 89,560.00	\$ -	\$ 89,560.00	\$ 81,745.00	\$ 7,815.00	David Ruhl	
HAZ240-09	240	Haz Mat Trans Inc	On-Call Draining & Emergency Clean Up	07/01/2018	06/30/2021	\$ 96,665.00	\$ -	\$ 96,665.00	\$ 4,379.01	\$ 92,285.99	Carlos Quintero	On-Call
HAZ240-10	240	Haz Mat Trans Inc	BL Debris Hauling & Disposal Services	07/01/2018	06/30/2021	\$ 34,800.00	\$ -	\$ 34,800.00	\$ 27,966.25	\$ 6,833.75	Carlos Quintero	On-Call
HOU240-04	240	Houston Harris PCS Inc	Brine Line On-Call Inspection Services	07/01/2018	06/30/2021	\$ 96,448.00	\$ -	\$ 96,448.00	\$ 53,298.62	\$ 43,149.38	Carlos Quintero	On-Call
WO2021-14	240	Inland Empire Utilities Agency	Reach 4A Upper - BL Maintenance	07/01/2020	06/30/2021	\$ 10,000.00	\$ -	\$ 10,000.00	\$ -	\$ 10,000.00	Carlos Quintero	
INN240-04	240	Innerline Engineering	Brine Line On-Call Inspection Services	07/01/2021	06/30/2023	\$ 99,050.00	\$ -	\$ 99,050.00	\$ -	\$ 99,050.00	Carlos Quintero	On-Call
TRU240-24	240	Trussell Technologies	BL Sampling Support	09/12/2019	06/30/2021	\$ 23,590.00	\$ -	\$ 23,590.00	\$ 22,899.21	\$ 690.79	Carlos Quintero	60
TRU240-25	240	Trussell Technologies	S-01 Solids Characterization	01/01/2021	12/31/2021	\$ 13,100.00	\$ -	\$ 13,100.00	\$ 4,135.45	\$ 8,964.55	Carlos Quintero	

Santa Ana Watershed Project Authority
Open Task Orders Schedule
Jun-21
(Reflects Invoices Received as of 07/13/21)

Task Order No. Project Contracts	Fund No.	Vendor Name	Task Description	Begin Date	End Date	Original Contract	Change Orders	Total Contract	Billed To Date	Contract Balance	SAWPA Manager	Comments
TRU240-26	240	Trussell Technologies	Brine Line PFAS Assessment	05/11/2021	06/30/2022	\$ 15,560.00	\$ -	\$ 15,560.00	\$ -	\$ 15,560.00	Carlos Quintero	
DUDK320-03-04	320	Dudek	Reach 4A & 4D MAS Rehabilitation Project	07/01/2020	06/30/2021	\$ 34,280.00	\$ -	\$ 34,280.00	\$ 23,237.50	\$ 11,042.50	David Ruhl	
STAN320-04	320	Stantec	Alcoa Dike - Brine Line Protection	07/01/2020	06/30/2021	\$ 31,844.00	\$ -	\$ 31,844.00	\$ 30,740.72	\$ 1,103.28	David Ruhl	
BLAIS370-02	370-01	Blais & Associates	Grant Needs Assessment & Grant Monitoring	10/01/2018	12/31/2021	\$ 24,700.00	\$ -	\$ 24,700.00	\$ 17,725.94	\$ 6,974.06	Ian Achimore	
NAWC370-02	370-01	North American Weather Consultants	Weather Modification Ground Seeding Site Analysis	05/05/2021	12/31/2021	\$ 14,500.00	\$ -	\$ 14,500.00	\$ 7,250.00	\$ 7,250.00	Mark Norton	
JMC373-02	373	JM Consultants	Roundtable of Regions Network Coordinator	07/01/2020	06/30/2021	\$ 74,990.00	\$ -	\$ 74,990.00	\$ 63,125.00	\$ 11,865.00	Ian Achimore	
GEI374-01	374	GEI Consultants	CEQA Compliance Documentation	12/01/2019	06/30/2021	\$ 31,900.00	\$ -	\$ 31,900.00	\$ 31,899.99	\$ 0.01	Mark Norton	
KSC374-01	374	Kahn, Soares, & Conway	Basin Monitoring TF Regulatory Support	04/01/2020	06/30/2021	\$ 93,293.60	\$ -	\$ 93,293.60	\$ 52,702.00	\$ 40,591.60	Mark Norton	
SAWA381-01	381	Santa Ana Watershed Association	Van Buren Bridge Sucker Restoration	09/26/2018	12/31/2021	\$ 15,130.20	\$ 5,228.00	\$ 20,358.20	\$ 13,856.82	\$ 6,501.38	Ian Achimore	
KSC384-01	384-01	Kahn, Soares, & Conway	MSAR Pathogen TMDL TF Regulatory Support	04/01/2020	06/30/2021	\$ 108,156.50	\$ -	\$ 108,156.50	\$ 39,944.50	\$ 68,212.00	Mark Norton	
CDM386-15	386	CDM Smith	Regional Bacteria Monitoring Program	04/01/2020	06/30/2021	\$ 412,633.00	\$ 2,820.00	\$ 415,453.00	\$ 356,790.69	\$ 58,662.31	Rick Whetsel	
CDM386-16	386	CDM Smith	Implementation of SAR Regional Bacteria Monitoring Program	01/01/2021	06/30/2024	\$ 1,070,535.00	\$ -	\$ 1,070,535.00	\$ 21,715.50	\$ 1,048,819.50	Rick Whetsel	
PRO387-01	387	Project Partners	Headwaters Project - Access to Parcels	12/01/2020	12/01/2021	\$ 23,800.00	\$ -	\$ 23,800.00	\$ 1,368.50	\$ 22,431.50	Ian Achimore	
SAWA387-06	387	Santa Ana Watershed Association	Arundo Surveying	07/17/2018	08/31/2021	\$ 23,000.00	\$ -	\$ 23,000.00	\$ 1,498.57	\$ 21,501.43	Ian Achimore	
JPW392-01	392	JPW Communications	Emerging Constituents Program Social Media Support	07/01/2020	06/30/2023	\$ 105,000.00	\$ -	\$ 105,000.00	\$ 34,624.95	\$ 70,375.05	Mark Norton	
KSC392-01	392	Kahn, Soares, & Conway	Emerging Constituents Program TF Regulatory Support	04/01/2020	06/30/2021	\$ 46,410.00	\$ -	\$ 46,410.00	\$ 3,243.00	\$ 43,167.00	Mark Norton	
PO3466	398	California Rural Water Association	Disadvantaged Communities Grant	07/19/2017	07/31/2021	\$ 240,000.00	\$ 1,177,938.74	\$ 1,417,938.74	\$ 1,298,230.44	\$ 119,708.30	Rick Whetsel	Will close in July
PO3463	398	Local Government Commission	Disadvantaged Communities Grant	07/19/2017	07/31/2021	\$ 442,000.00	\$ 214,352.00	\$ 656,352.00	\$ 624,959.29	\$ 31,392.71	Rick Whetsel	Will close in July
PO3465	398	University Enterprises Corporation	Disadvantaged Communities Grant	07/19/2017	07/31/2021	\$ 1,290,500.00	\$ -	\$ 1,290,500.00	\$ 1,078,549.96	\$ 211,950.04	Rick Whetsel	Will close in July
PO3464	398	Water Education Foundation	Disadvantaged Communities Grant	07/19/2017	07/31/2021	\$ 150,000.00	\$ -	\$ 150,000.00	\$ 149,987.89	\$ 12.11	Rick Whetsel	Will close in July
QUAN504-01	504-04	Quantum Spatial, Inc.	Water Efficiency Budget Assistance	02/10/2021	02/28/2023	\$ 594,387.00	\$ -	\$ 594,387.00	\$ -	\$ 594,387.00	Ian Achimore	
RMC504-401-07	504-04	Woodard & Curran	SARCCUP Program Mgmt. Services	07/01/2020	06/30/2021	\$ 225,005.00	\$ -	\$ 225,005.00	\$ 73,755.00	\$ 151,250.00	Ian Achimore	
RMC504-401-08	504-04	Woodard & Curran	SARCCUP Program Mgmt. Services	07/01/2021	06/30/2022	\$ 132,872.00	\$ -	\$ 132,872.00	\$ -	\$ 132,872.00	Ian Achimore	
GEO505-01	505-00	Geophex, Ltd.	2021 Imagery Acquisition Project	04/27/2021	04/15/2022	\$ 210,353.00	\$ -	\$ 210,353.00	\$ -	\$ 210,353.00	Ian Achimore	

LIST OF SAWPA FUNDS

Fund No.	Fund Description	Fund Group
100-00	General Fund	General
100-03	State Outreach	General
100-04	Federal Outreach	General
100-05	Grant Applications	General
130	Proposition 84 – Program Management - Round 1	OWOW
135	Proposition 84 – Program Management – Round 2	OWOW
140	Proposition 84 – Program Management – Drought Round	OWOW
145	Proposition 84 – Program Management – 2015 Round	OWOW
150	Proposition 1 – Program Management	OWOW
240	Brine Line Enterprise	Brine Line
320-01	Brine Line Protection – Downstream Prado	Capital Projects
320-03	Brine Line Protection Above Prado	Capital Projects
320-04	Brine Line Protection D/S Prado in Riverside County	Capital Projects
327	Reach IV-D Corrosion Repair	Capital Projects
370-01	Basin Planning General	OWOW
370-02	USBR Partnership Studies	OWOW
372	Imported Water Recharge Work Group	Roundtable
373	Watershed Management (OWOW)	OWOW
374	Basin Monitoring Program Task Force	Roundtable
381	Santa Ana River Fish Conservation	Roundtable
384-01	MSAR TMDL Task Force	Roundtable
386	Regional Water Quality Monitoring Task Force	Roundtable
387	Arundo Management & Habitat Restoration	Roundtable
392	Emerging Constituents Task Force	Roundtable
397	Energy – Water DAC Grant Project	OWOW
398	Proposition 1 - DACI	OWOW
477	LESJWA Administration	Roundtable
504-01	Proposition 84 – Capital Projects Round 1 & 2	OWOW
504-00	Proposition 84 – Drought Capital Projects	OWOW
504-04	Proposition 84 – Final Round SARCCUP	OWOW
505-00	Proposition 1 – Capital Projects	OWOW

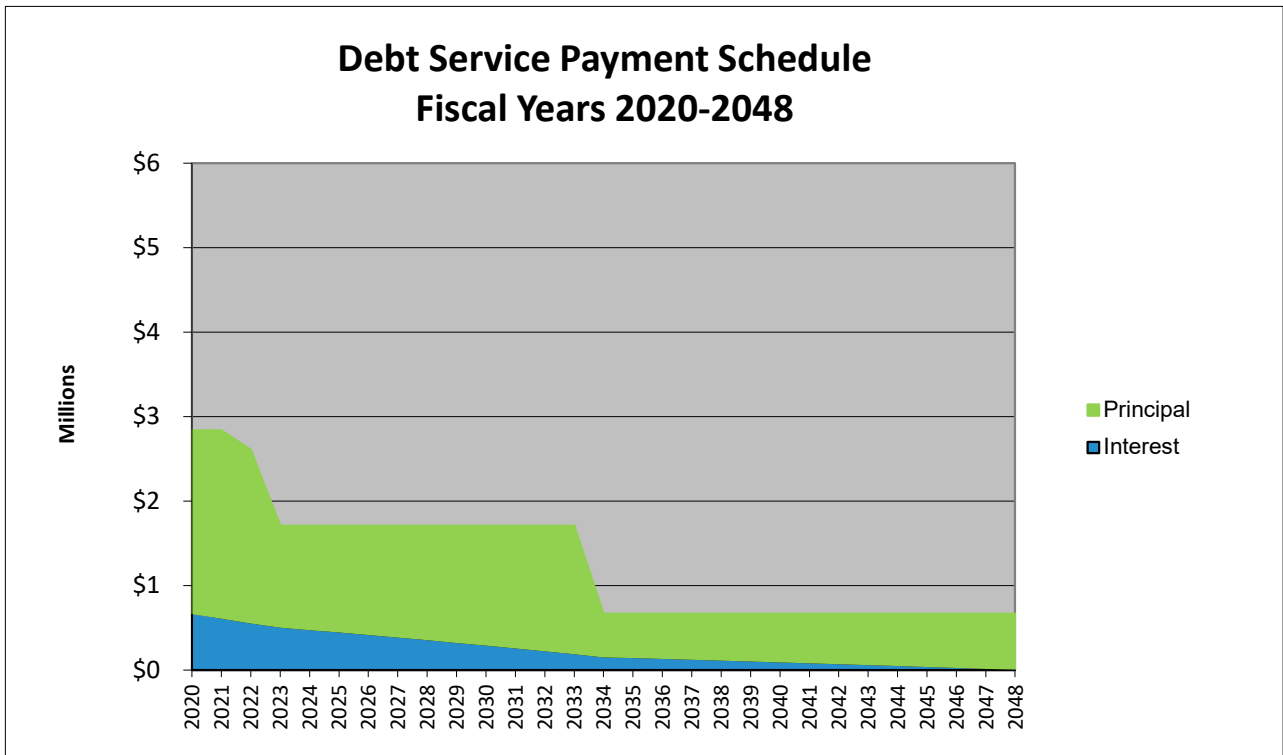
Santa Ana Watershed Project Authority
 Brine Line Debt Service Funding Analysis
 June 30, 2021

FYE	T-Strip Maturity	Capacity Loan Receipts	Rates	Loan Pymts	Interest Earned *	Excess Cash	Ending Cash Balance
	Beginning Balance						3,765,194
2021	-	-	1,709,476	(2,835,753)	83,461	(1,042,817)	1,679,560
2022	-	-	1,709,476	(2,608,439)	62,604	(836,359)	843,201
2023	-	-	1,709,476	(1,709,476)	45,877	45,877	889,079
2024	-	-	1,709,476	(1,709,476)	46,795	46,795	935,873
2025	-	-	1,709,476	(1,709,476)	47,731	47,731	983,604
2026	-	-	1,709,476	(1,709,476)	48,685	48,685	1,032,289
2027	-	-	1,709,476	(1,709,476)	49,659	49,659	1,081,948
2028	-	-	1,709,476	(1,709,476)	50,652	50,652	1,132,600
2029	-	-	1,709,476	(1,709,476)	51,665	51,665	1,184,266
2030	-	-	1,709,476	(1,709,476)	52,699	52,699	1,236,964
2031	-	-	1,709,476	(1,709,476)	53,752	53,752	1,290,717
2032	-	-	1,709,476	(1,709,476)	54,828	54,828	1,345,544
2033	-	-	1,709,476	(1,709,476)	55,924	55,924	1,401,468
2034	-	-	665,203	(665,203)	57,043	57,043	1,458,511
2035	-	-	665,203	(665,203)	58,183	58,183	1,516,695
2036	-	-	665,203	(665,203)	59,347	59,347	1,576,041
2037	-	-	665,203	(665,203)	60,534	60,534	1,636,576
2038	-	-	665,203	(665,203)	61,745	61,745	1,698,320
2039	-	-	665,203	(665,203)	62,980	62,980	1,761,300
2040	-	-	665,203	(665,203)	64,239	64,239	1,825,539
2041	-	-	665,203	(665,203)	65,524	65,524	1,891,063
2042	-	-	665,203	(665,203)	66,834	66,834	1,957,897
2043	-	-	665,203	(665,203)	68,171	68,171	2,026,068
2044	-	-	665,203	(665,203)	69,535	69,535	2,095,603
2045	-	-	665,203	(665,203)	70,925	70,925	2,166,528
2046	-	-	665,203	(665,203)	72,344	72,344	2,238,872
2047	-	-	665,203	(665,203)	73,791	73,791	2,312,663
2048	-	-	665,203	(665,203)	75,266	75,266	2,387,929
	-	-	32,201,222	(34,226,463)	1,690,793	(334,448)	-

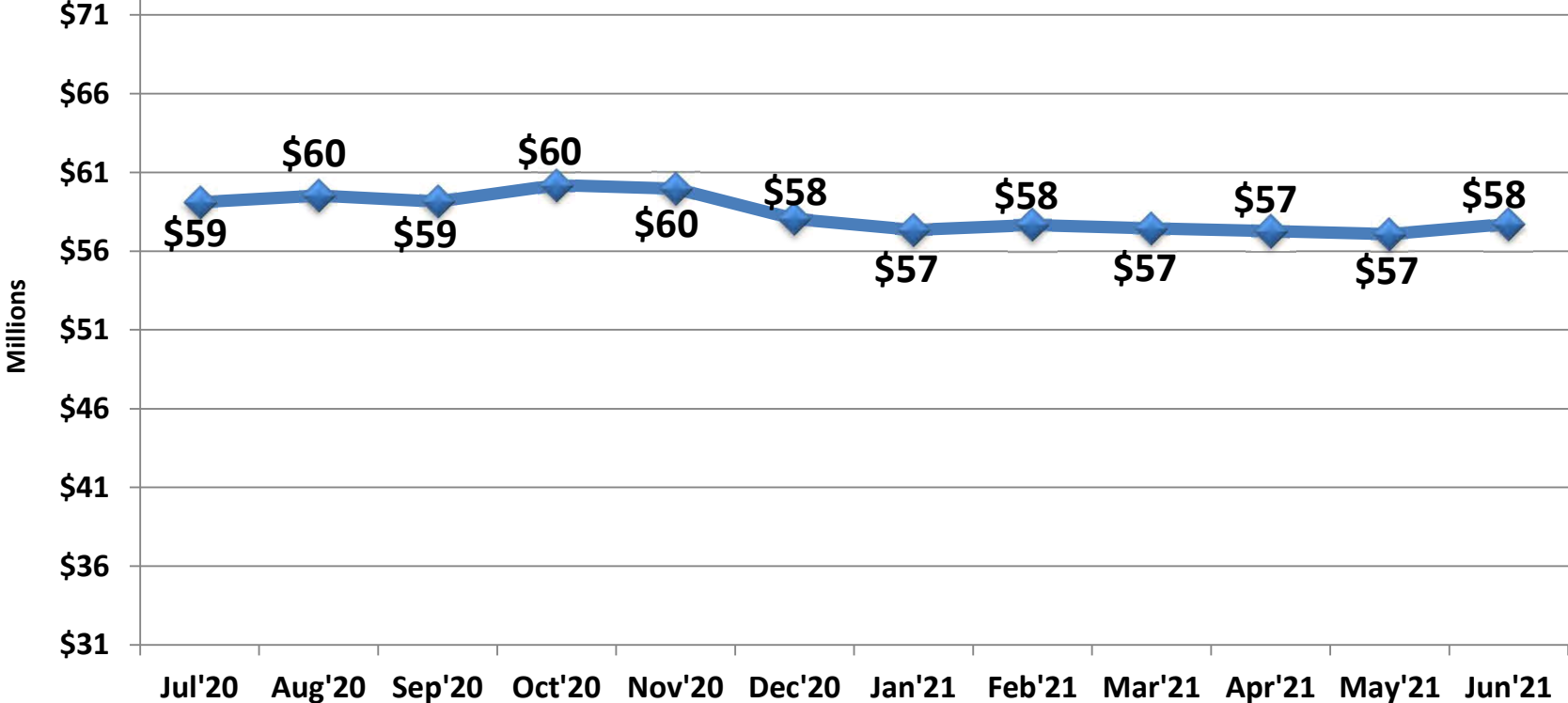
*Interest earned is based on a conservative 2.00% average return over the period

Santa Ana Watershed Project Authority
 Brine Line Debt Service Payment Schedule
 June 30, 2021

FYE	Interest	Principal	Total Payment	New SRF Loan	Remaining Principal
2020	675,214	2,160,539	2,835,753	-	27,686,941
2021	620,782	2,214,971	2,835,753	-	25,471,969
2022	564,959	2,043,480	2,608,439	-	23,428,489
2023	514,301	1,195,175	1,709,476	-	22,233,314
2024	486,080	1,223,395	1,709,476	-	21,009,919
2025	457,181	1,252,295	1,709,476	-	19,757,624
2026	427,585	1,281,891	1,709,476	-	18,475,734
2027	397,276	1,312,199	1,709,476	-	17,163,534
2028	366,237	1,343,239	1,709,476	-	15,820,295
2029	334,449	1,375,027	1,709,476	-	14,445,268
2030	301,894	1,407,582	1,709,476	-	13,037,686
2031	268,553	1,440,923	1,709,476	-	11,596,763
2032	234,407	1,475,068	1,709,476	-	10,121,695
2033	199,437	1,510,039	1,709,476	-	8,611,656
2034	163,621	501,581	665,203	-	8,110,075
2035	154,091	511,111	665,203	-	7,598,964
2036	144,380	520,822	665,203	-	7,078,142
2037	134,485	530,718	665,203	-	6,547,424
2038	124,401	540,801	665,203	-	6,006,622
2039	114,126	551,077	665,203	-	5,455,546
2040	103,655	561,547	665,203	-	4,893,999
2041	92,986	572,217	665,203	-	4,321,782
2042	82,114	583,089	665,203	-	3,738,693
2043	71,035	594,167	665,203	-	3,144,526
2044	59,746	605,457	665,203	-	2,539,069
2045	48,242	616,960	665,203	-	1,922,109
2046	36,520	628,682	665,203	-	1,293,427
2047	24,575	640,627	665,203	-	652,799
2048	12,403	652,799	665,203	-	0



Total Cash & Investments





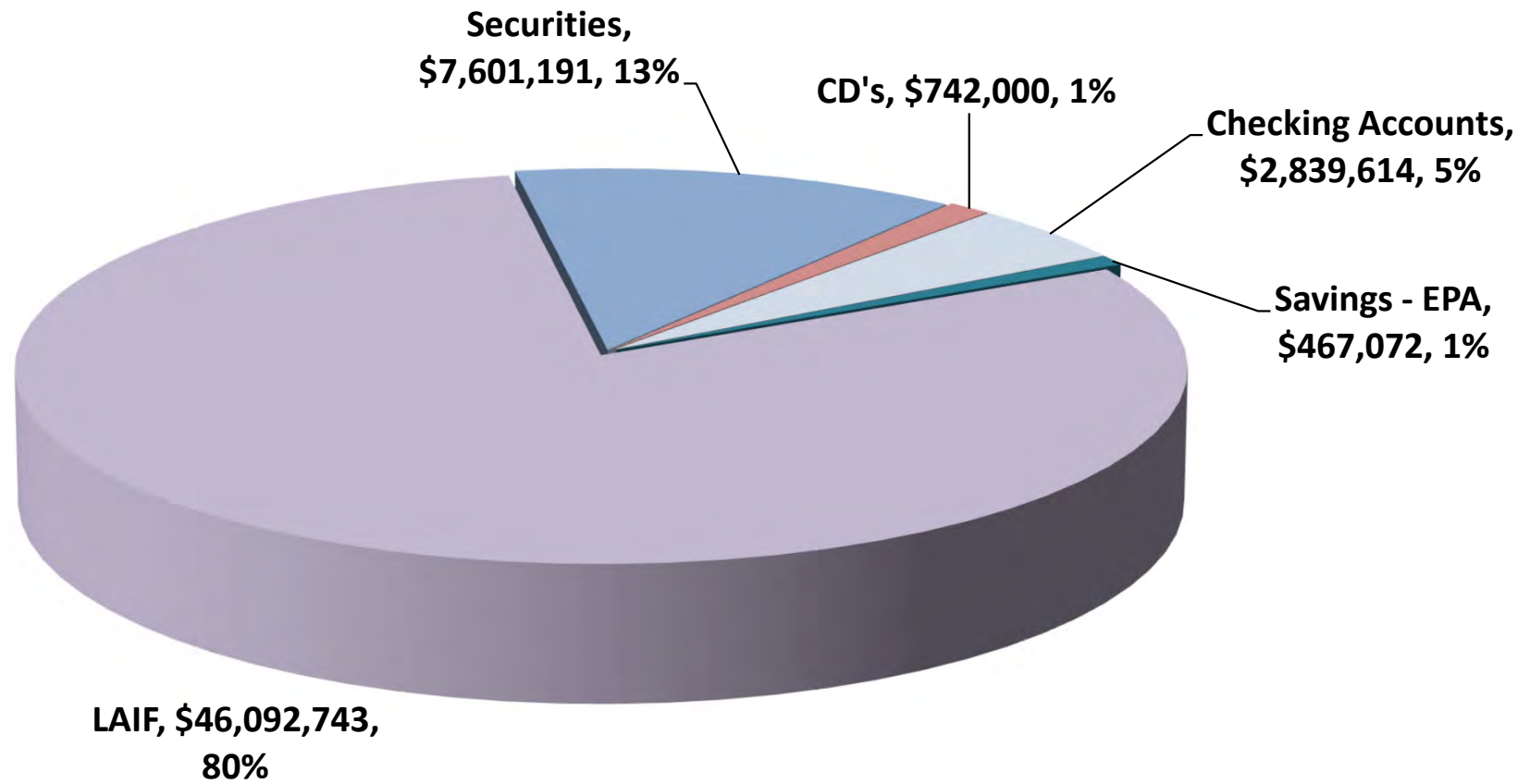
CASH BALANCE & SOURCE OF FUNDS

June 30, 2021

Reserve Accounts		Cash and Investments					
	Total	Checking (Cash)	LAIF Account	Savings EPA	Investment Securities	Certificates of Deposit	Total
100	General Fund	\$ 1,723,843	1,723,843	-	-	-	\$ 1,723,843
100	Building Reserve	\$ 643,260	-	643,260	-	-	\$ 643,260
370	Basin Planning General	\$ 144,008	-	144,008	-	-	\$ 144,008
370	USBR Partnership Studies	\$ 54,984	-	54,984	-	-	\$ 54,984
373	Watershed Management Plan	\$ 392,280	-	392,280	-	-	\$ 392,280
240	Self Insurance Reserve	\$ 4,494,364	-	4,494,364	-	-	\$ 4,494,364
240	Brine Line Debt Retirement	\$ 3,712,038	-	3,712,038	-	-	\$ 3,712,038
240	Brine Line - Pipeline Replacement	\$ 21,889,082	-	13,545,891	-	7,601,191	\$ 21,889,082
240	Brine Line - OC San Rehabilitation	\$ 2,377,813	-	2,377,813	-	-	\$ 2,377,813
240	Brine Line - Capacity Management	\$ 11,981,707	-	11,981,707	-	-	\$ 11,981,707
240	Brine Line - OC San Future Capacity	\$ 1,833,264	-	1,833,264	-	-	\$ 1,833,264
240	Brine Line - Flow Imbalance Reserve	\$ 83,681	-	83,681	-	-	\$ 83,681
240	Brine Line - Rate Stabilization Reserve	\$ 1,027,311	-	1,027,311	-	-	\$ 1,027,311
240	Brine Line - Operating Reserve	\$ 3,672,578	1,115,771	2,556,807	-	-	\$ 3,672,578
401	Legal Defense Fund	\$ 467,072	-	-	467,072	-	\$ 467,072
374	Basin Monitoring Program TF	\$ 285,225	-	285,225	-	-	\$ 285,225
381	SAR Fish Conservation	\$ 108,010	-	108,010	-	-	\$ 108,010
384	Middle SAR TMDL TF	\$ 296,179	-	296,179	-	-	\$ 296,179
386	RWQ Monitoring TF	\$ 323,458	-	323,458	-	-	\$ 323,458
387	Mitigation Bank Credits	\$ 914,369	-	914,369	-	-	\$ 914,369
392	Emerging Constituents TF	\$ 69,284	-	69,284	-	-	\$ 69,284
504	Prop 84 - SARCCUP Projects	\$ 1,026,385	-	1,026,385	-	-	\$ 1,026,385
505	Prop 1 - Capital Projects	\$ 222,423	-	222,423	-	-	\$ 222,423
		\$ 57,742,619	\$ 2,839,614	\$ 46,092,743	\$ 467,072	\$ 7,601,191	\$ 57,742,619

Cash & Investments - June 2021

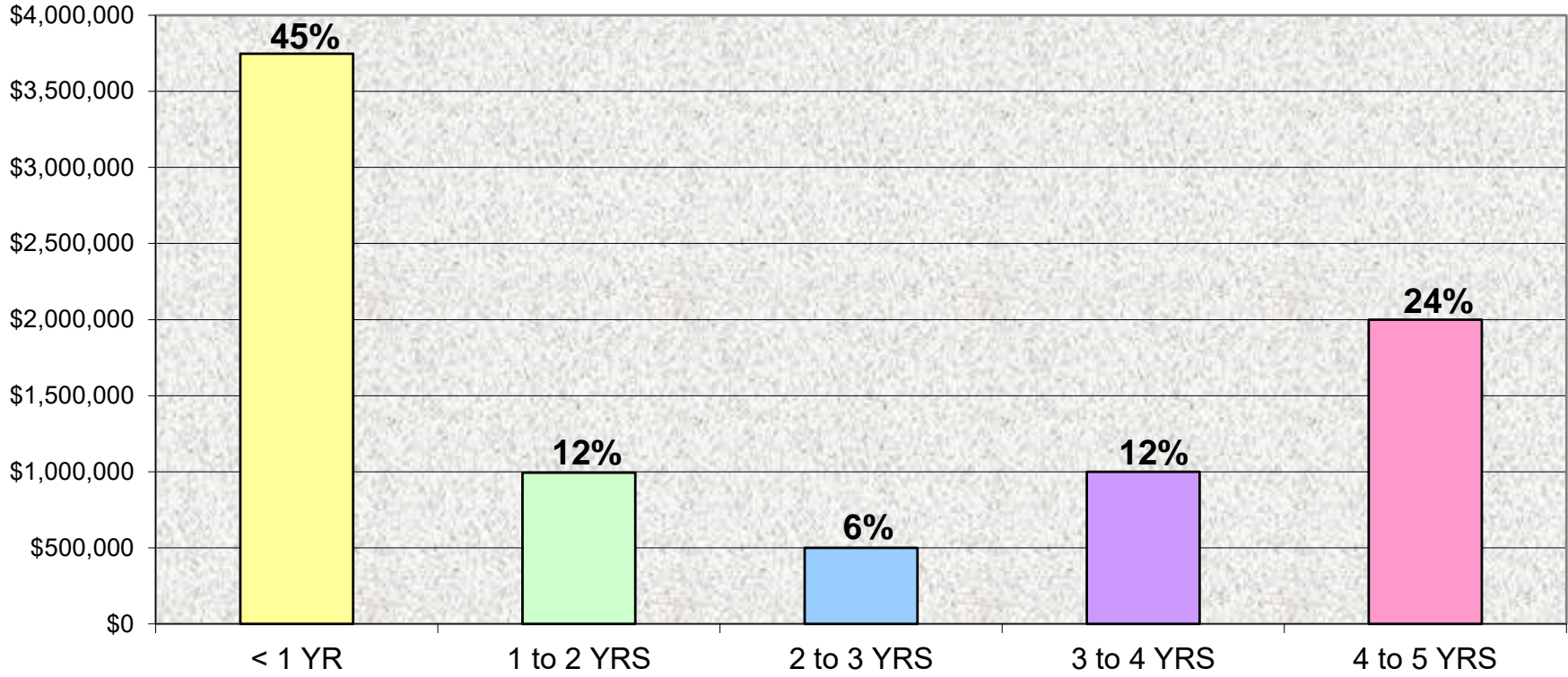
\$57,742,619



Santa Ana Watershed Project Authority
Reserve Account Analysis
June 30, 2021

Reserve Account	Balance @ 6/30/2020	Interest Earned	Fund Receipts/ Contributions	Debt Service Payments	Inter-Fund Loans	Fund Expenses	Balance @ 6/30/2021
Brine Line Operating Reserve	3,856,386	38,038	12,447,550			(12,669,396)	3,672,578
Flow Imbalance Reserve	83,913	748				(979)	83,681
OC San Future Capacity	1,817,199	16,066					1,833,265
Capacity Management	11,869,104	112,603					11,981,707
Rate Stabilization Reserve	1,018,308	9,003					1,027,311
Pipeline Replacement	21,145,464	171,309	3,483,640			(2,911,332)	21,889,082
OC San Rehabilitation	3,706,357	30,112				(1,358,656)	2,377,813
Debt Retirement	3,765,194	29,574	1,708,750	(1,791,480)			3,712,038
Self Insurance	4,355,708	38,656	100,000				4,494,364
General Fund	2,086,029	23,449	696,952		(440,144)	(642,443)	1,723,843
Building Reserve	591,187	5,596	100,000			(53,522)	643,260
	<u>54,294,849</u>	<u>475,154</u>	<u>18,536,892</u>	<u>(1,791,480)</u>	<u>(440,144)</u>	<u>(17,636,328)</u>	<u>53,438,941</u>

Twelve Month Maturity Schedule Securities

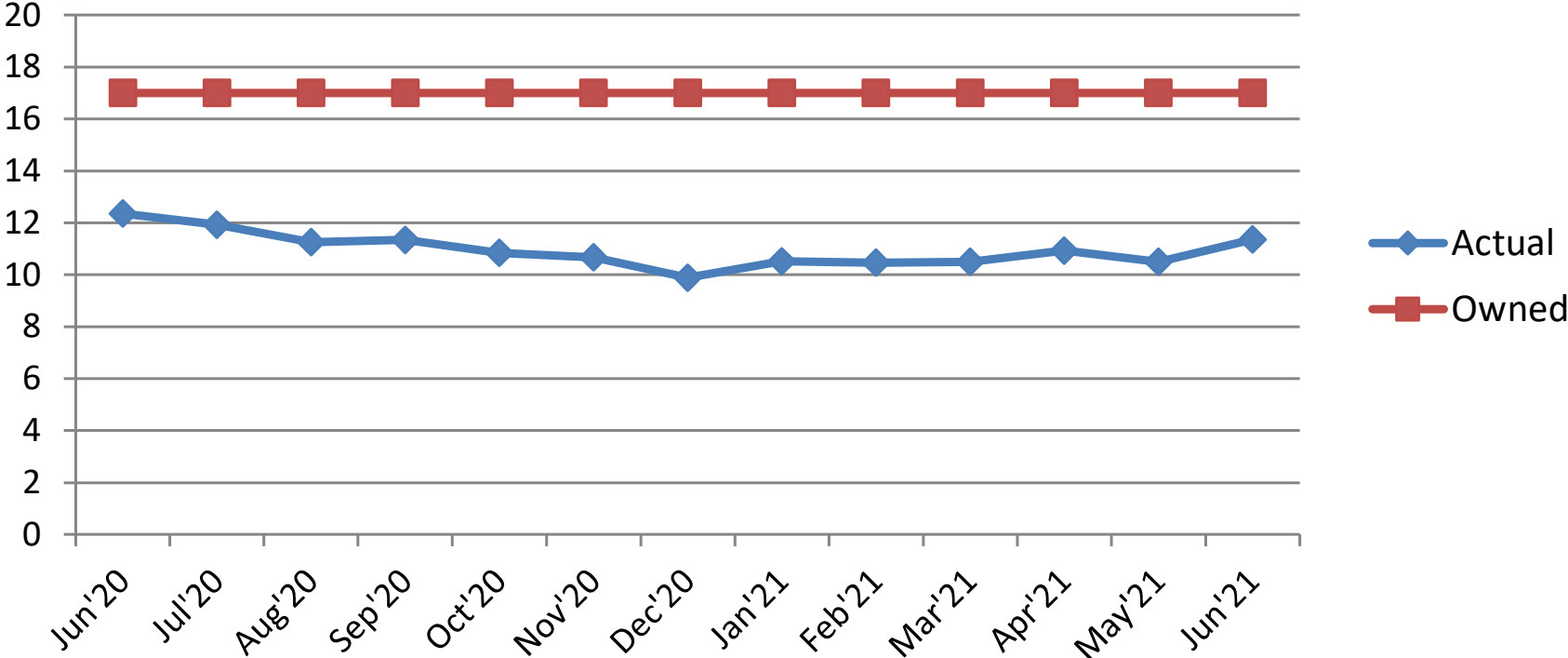


SAWPA
TREASURER'S REPORT
As of June 30, 2021

Investment Commercial
Safekeeping US Bank

Type	Security	Purchase Date	Maturity Date	Unit Cost	Cost	Principal	Current Value	Market Value	Interest Rate
Agency	FHLMC	9/16/2016	8/12/2021	100.00	\$ 990,060.00	\$ 1,000,000.00	\$ 1,000,000.00	1,001,237.00	1.125%
Agency	FHLMC	4/17/2017	1/13/2022	102.55	\$ 512,767.00	\$ 500,000.00	\$ 500,000.00	506,155.50	2.375%
Agency	FHLB	12/14/2017	6/10/2022	99.89	\$ 998,930.00	\$ 1,000,000.00	\$ 1,000,000.00	1,019,401.00	2.125%
Agency	FHLB	2/4/2020	12/13/2024	106.25	\$ 531,250.00	\$ 500,000.00	\$ 500,000.00	536,683.00	2.750%
Agency	FNMA	2/4/2020	1/7/2025	101.08	\$ 505,380.00	\$ 500,000.00	\$ 500,000.00	517,543.00	1.625%
Agency	FNMA	10/30/2020	8/25/2025	99.53	\$ 995,952.00	\$ 1,000,000.00	\$ 1,000,000.00	985,666.00	0.375%
Agency	USTN	12/14/2017	7/31/2021	96.91	\$ 969,062.50	\$ 1,000,000.00	\$ 1,000,000.00	1,000,895.00	1.125%
Agency	USTN	4/19/2021	11/30/2025	98.25	\$ 982,500.00	\$ 1,000,000.00	\$ 1,000,000.00	981,797.00	0.375%
CORP	Apple Inc.	10/15/2018	5/3/2023	95.98	\$ 479,898.50	\$ 500,000.00	\$ 500,000.00	518,748.00	2.400%
CORP	Toyota Motor Credit Corp.	10/15/2018	9/20/2023	99.55	\$ 497,747.50	\$ 500,000.00	\$ 500,000.00	533,065.00	3.450%
CD	Sallie Mae BK SLT	7/1/2019	6/27/2022	100.00	\$ 247,000.00	\$ 247,000.00	\$ 247,000.00	247,000.00	2.250%
CD	Morgan Stanley Bank NA	7/5/2019	7/5/2022	100.00	\$ 247,000.00	\$ 247,000.00	\$ 247,000.00	247,000.00	2.200%
CD	Goldman Sachs Bank USA	12/20/2017	12/20/2022	100.00	\$ 248,000.00	\$ 248,000.00	\$ 248,000.00	248,000.00	2.500%
					\$ 8,205,547.50	\$ 8,242,000.00	\$ 8,242,000.00	8,343,190.50	1.898%

Average Daily Flow by Month





SUMMARY OF LABOR MULTIPLIERS

		Benefit Rate
Total Employee Benefits	1,517,185	0.420
Total Payroll	3,612,279	
Gross Indirect Costs	3,311,477	
Less: Member Contributions & Other Revenue	(450,000)	
Indirect Costs for Distribution	2,861,477	
		Indirect Rate
Direct Labor	2,064,994	1.386
Indirect Costs	2,861,477	
FY 2020-21 Labor multiplier - thru 06/30/21		1.806
FY 2020-21 Budgeted Labor multiplier		<u>1.961</u>
FY 2019-20 Labor multiplier		<u>2.309</u>
FY 2018-19 Labor multiplier		<u>2.059</u>
FY 2017-18 Labor multiplier		<u>1.990</u>



INDIRECT COSTS

(to be Distributed)

<u>G/L Acct.</u>	<u>Description</u>	<u>Actual thru 6/30/21</u>
51000	Salaries - Regular	\$ 1,547,285
52000	Benefits	\$ 700,920
60111	Tuition Reimbursement	\$ 300
60112	Training	\$ 12,295
60113	Education	\$ 1,955
60114	Other Training & Education	\$ 5,053
60120	Audit Fees	\$ 22,828
60121	Consulting	\$ 111,062
60126	Temporary Services	\$ -
60128	Other Professional Services	\$ 700
60129	Other Contract Services	\$ 400
60130	Legal Fees	\$ 80,902
60133	Employment Recruitment	\$ 458
60153	Materials & Supplies	\$ -
60154	Safety	\$ 1,590
60155	Security	\$ 2,028
60156	Custodial Contract Services	\$ 20,230
60157	Landscaping Maintenance	\$ 49,062
60158	HVAC	\$ 10,098
60159	Facility Repair & Maintenance	\$ 10,739
60160	Telephone	\$ 24,987
60161	Cellular Services	\$ 8,383
60163	Electricity	\$ 18,970
60164	Water Services	\$ 5,137
60170	Equipment Expensed	\$ 13,181
60171	Equipment Rented	\$ 15,529

(Continued - next column)

<u>G/L Acct.</u>	<u>Description</u>	<u>Actual thru 6/30/21</u>
60172	Equipment Repair / Maintenance	\$ 1,477
60180	Computer Hardware	\$ 33,037
60181	Computer Software	\$ 100,017
60182	Internet Services	\$ 23,959
60183	Computer Supplies	\$ 4,598
60184	Computer Repair/Maint	\$ -
60190	Offsite Meeting/Travel Expense	\$ 212
60191	In House Meetings	\$ 361
60192	Conference Expense	\$ 3,519
60193	Car, Repair, Maintenance	\$ -
60200	Dues	\$ 43,843
60202	Subscriptions	\$ 12,818
60203	Contributions	\$ 13,750
60210	Bank Charges	\$ 2,165
60211	Shipping/Postage	\$ 1,712
60212	Office Supplies	\$ 16,493
60213	Offsite Storage	\$ 20,450
48000	Commission Fees	\$ 49,530
60221	Commission Mileage Reimb.	\$ 367
60222	Other Commission Expense	\$ -
60230	Other Expense	\$ 2,876
60240	Building Lease	\$ 4,901
81010	Retiree Medical Expense	\$ 145,691
80001	Insurance Expense	\$ 65,612
80000	Building Repair/Replacement Reserve	\$ 100,000
80000	Fixed Assets	\$ -

Total Costs \$ 3,311,477

Direct Costs Paid by Projects	\$ 2,851,357
Member Contribution Offset	\$ 450,000
	\$ 3,301,357

Over (Under) Allocation %	-0.4%
Over (Under) Allocation of General Fund Costs	\$ (10,120)



BENEFITS SUMMARY

(Distributed based on Actual Labor)

<u>G/L Acct</u>	<u>Description</u>	<u>Budget</u>		<u>Actual @</u> <u>6/30/21</u>
70101	FICA Expense	\$	212,968	\$ 180,784
70102	Medicare Expense	\$	61,259	\$ 50,947
70103	State Unemployment Insurance	\$	5,145	\$ 4,840
70104	Worker's Compensation Insurance	\$	46,882	\$ 60,815
70105	State Disability Insurance	\$	30,129	\$ 29,620
70106	PERS Pension Plan	\$	766,791	\$ 625,654
70111	Medical Expense	\$	630,327	\$ 454,887
70112	Dental Expense	\$	37,907	\$ 25,420
70113	Vision Insurance	\$	9,015	\$ 7,027
70114	Life Insurance Expense	\$	16,462	\$ 14,117
70115	Long Term Disability	\$	19,243	\$ 15,951
70116	Wellness Program Expense	\$	3,500	\$ 2,873
70120	Car Allowance	\$	51,000	\$ 44,250
	Total Benefits	\$	1,890,627	\$ 1,517,185
	Total Payroll	\$	4,173,739	\$ 3,612,279
	Benefits Rate		45.3%	42.0%

Santa Ana Watershed Project Authority
Labor Hours Budget vs Actual
Month Ending June 30, 2021

	Fund	Budget	Actual	%
100	General Fund	25,990	24,234	93.24%
135	Prop 84 - Round I Program Mgmt	305	237	77.79%
140	Prop 84 - Drought Program Mgmt	-	162	0.00%
145	Prop 84 - 2015 Program Mgmt	2,309	1,076	46.59%
150	Prop1 - Program Management	-	334	0.00%
240	Brine Line Enterprise	21,975	20,314	92.44%
320	Brine Line Protection	685	531	77.48%
327	Reach IV-D Corrosion Repairs	320		0.00%
370-01	Basin Planning General	1,545	1,746	112.99%
370-02	USBR Partnership Studies	81	43	52.78%
373	Watershed Management (OWOW)	1,790	1,532	85.60%
374	Basin Monitoring Program TF	410	511	124.70%
381	SAR Fish Conservation	210	241	114.52%
384-01	MSAR TMDL TF	160	172	107.19%
386MONIT	RWQ Monitoring TF	155	138	89.19%
387	Arundo Removal & Habitat Restoration	220	211	95.91%
392	Emerging Constituents TF	45	178	394.44%
398ADMIN	Prop 1 - DACI	4,140	1,086	26.23%
477-02	LESJWA - Administration	310	434	140.08%
477TMDL	LESJWA - TMDL Task Force	580	539	92.89%
504-401IMPLE	Prop 84 - Final Round Implementation	375	89	23.73%
504-401PA23	Prop 84 - Final Round PA23 Admin	740	223	30.07%
504-402PA22A	Prop84 - Final Round PA22 Admin	-	263	0.00%
504-402RATES	Prop 84 - Final Round Water Rates	305	107	35.08%
504-402SMART	Prop 84 - Final Round SmartScape	390		0.00%
505-00ADMIN	Prop 1 - Budget Decision Support Tool	-	26	0.00%
		63,040	54,425	86.33%

Note: Should be at 100% of budget for 12 months

Page Intentionally Blank

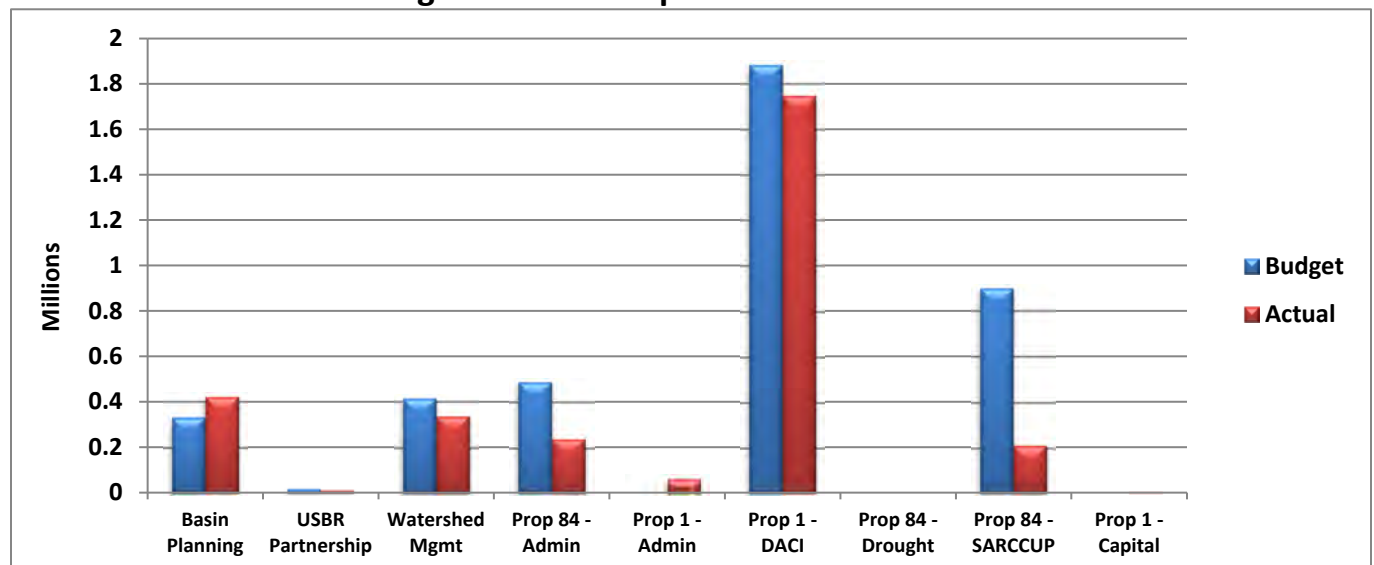
**Santa Ana Watershed Project Authority
PA25 - OWOW Fund - Financial Report
May 2021**

Staff comments provided on the last page are an integral part of this report.

Overview	This report highlights the agency's key financial indicators for the Fiscal Year-to-Date (FYTD) through May 2021 unless otherwise noted.
-----------------	--

Budget to Actual Expenses - OWOW	Favorable			
	Annual Budget	FYTD Budget	FYTD Actual	Favorable (Unfavorable) Variance
Basin Planning General	\$460,814	\$330,746	\$419,758	(\$89,012)
USBR Partnership Studies	69,455	17,834	10,804	7,030
Watershed Mgmt. (OWOW)	449,871	412,382	333,842	78,540
Prop 84 - Administration	530,869	486,630	239,604	247,026
Prop 1 – Administration	-	-	59,890	(59,890)
Prop 1 – DACI	2,054,180	1,882,998	1,746,956	136,042
Prop 84 – Drought Projects	-	-	-	-
Prop 84 – SARCCUP & Other	979,142	897,547	209,842	687,705
Prop 1 – Capital Projects	580,266	-	3,159	(3,159)
Total	\$5,124,596	\$4,028,137	\$3,023,855	\$1,004,282

Budget to Actual Expenses - OWOW



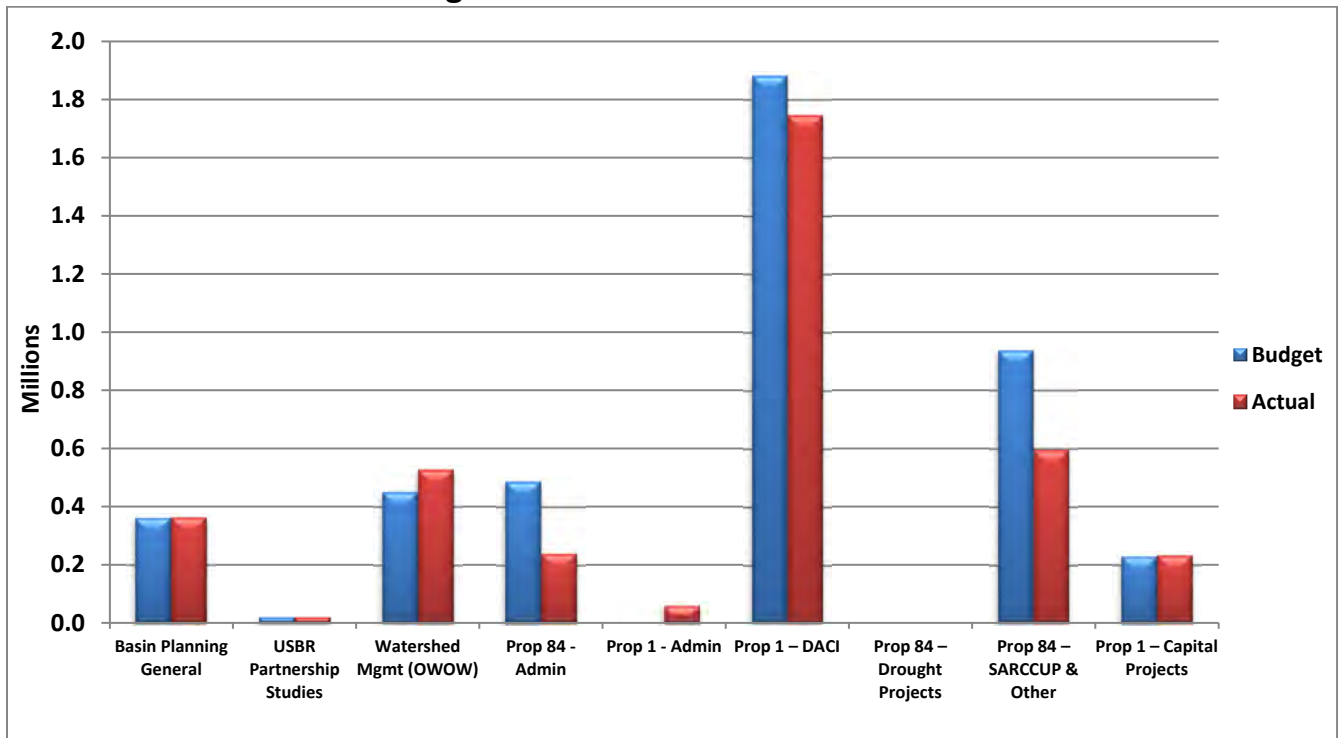
Budget to Actual Revenues - OWOW



Concern

	Annual Budget	FYTD Budget	FYTD Actual	Favorable (Unfavorable) Variance
Basin Planning General	\$460,000	\$360,000	\$361,748	\$1,748
USBR Partnership Studies	70,000	20,000	20,324	324
Watershed Mgmt. (OWOW)	450,000	450,000	526,082	76,082
Prop 84 - Administration	530,869	486,630	239,601	(247,029)
Prop 1 – Administration	-	-	59,890	59,890
Prop 1 – DACI	2,054,180	1,882,998	1,746,956	(136,042)
Prop 84 – Drought Projects	-	-	-	-
Prop 84 – SARCCUP & Other	979,142	936,155	595,761	(340,394)
Prop 1 – Capital Projects	642,668	228,894	232,053	3,159
Total	\$5,186,858	\$4,364,677	\$3,782,415	(\$582,262)

Budget to Actual Revenues - OWOW







Reserve Fund Balance - May

	Amount
Basin Planning General	\$155,853
USBR Partnership Studies	56,420
Watershed Management (OWOW)	434,969
Proposition 84 – SARCCUP & Other	1,041,790
Proposition 1 – Capital Projects	165,462
Total Reserves	\$1,854,494

Legend

Compared to Budget

	Ahead or Favorable	Above +5% Favorable Revenue or Expense Variance
	On Track	+5% to -2% Variance
	Behind	-3% to -5% Variance
	Concern	Below -5% Variance

Staff Comments

For this month's report, the item(s) explained below are either "behind", a "concern", or have changed significantly from the prior month.


- 1) Total revenues are 13.3% below budget. Both the Proposition 1 and Proposition 84 projects have started out slowly this year. It is anticipated that all projects will be on track with the budget at the end of the fiscal year.

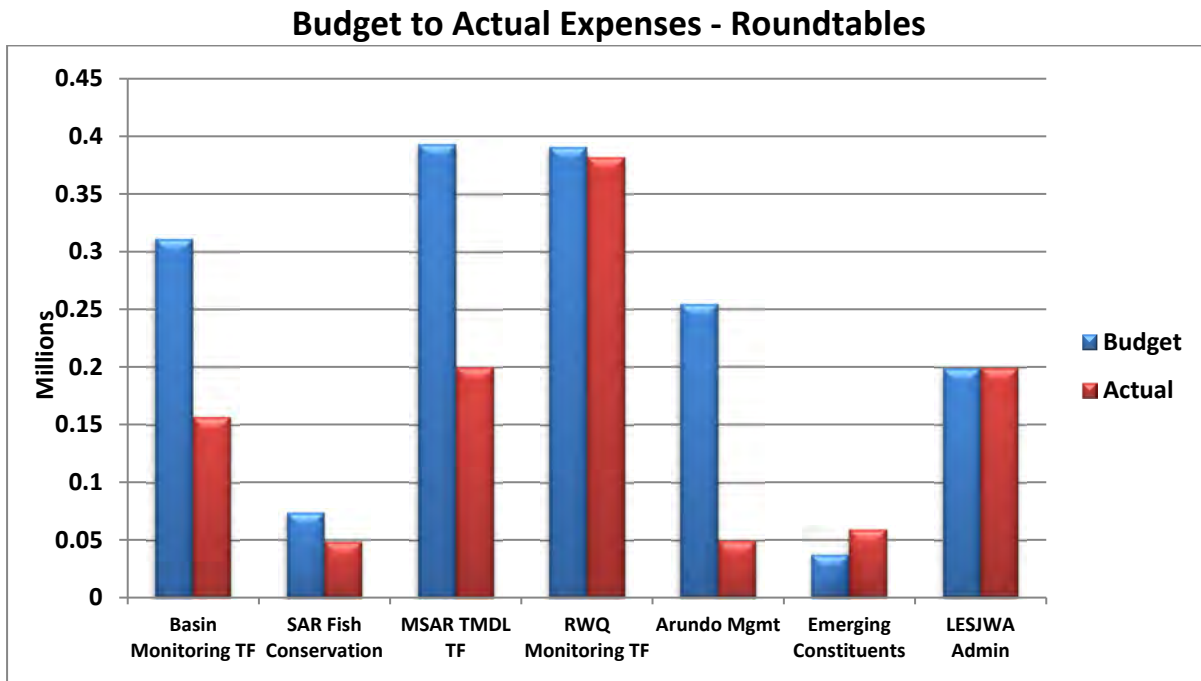
Page Intentionally Blank

**Santa Ana Watershed Project Authority
PA26 - Roundtable Fund - Financial Report
May 2021**

Staff comments provided on the last page are an integral part of this report.

Overview	This report highlights the agency's key financial indicators for the Fiscal Year-to-Date (FYTD) through May 2021 unless otherwise noted.
-----------------	--

Budget to Actual Expenses - Roundtables				 On Track
	Annual Budget	FYTD Budget	FYTD Actual	Favorable (Unfavorable) Variance
Basin Monitoring TF	\$339,272	\$310,999	\$156,375	\$154,624
SAR Fish Conservation	80,137	73,459	48,167	25,292
MSAR TMDL TF	417,267	393,578	199,967	193,611
RWQ Monitoring TF	426,489	390,948	381,964	8,984
Arundo Mgmt.	277,527	254,400	49,332	205,068
Emerging Constituents	40,297	36,939	58,803	(21,864)
LESJWA Admin	216,881	198,808	199,285	(477)
Total	\$1,797,871	\$1,659,131	\$1,093,893	\$565,238



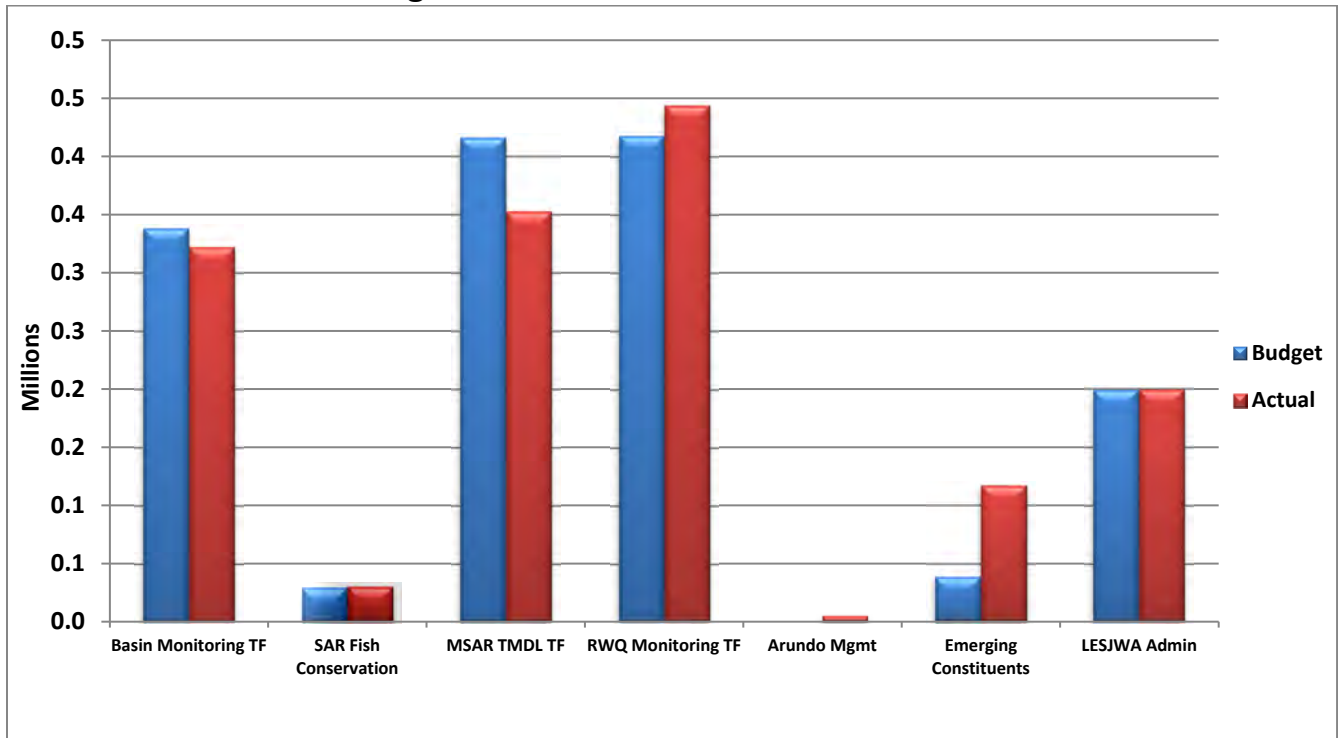
Budget to Actual Revenues - Roundtables



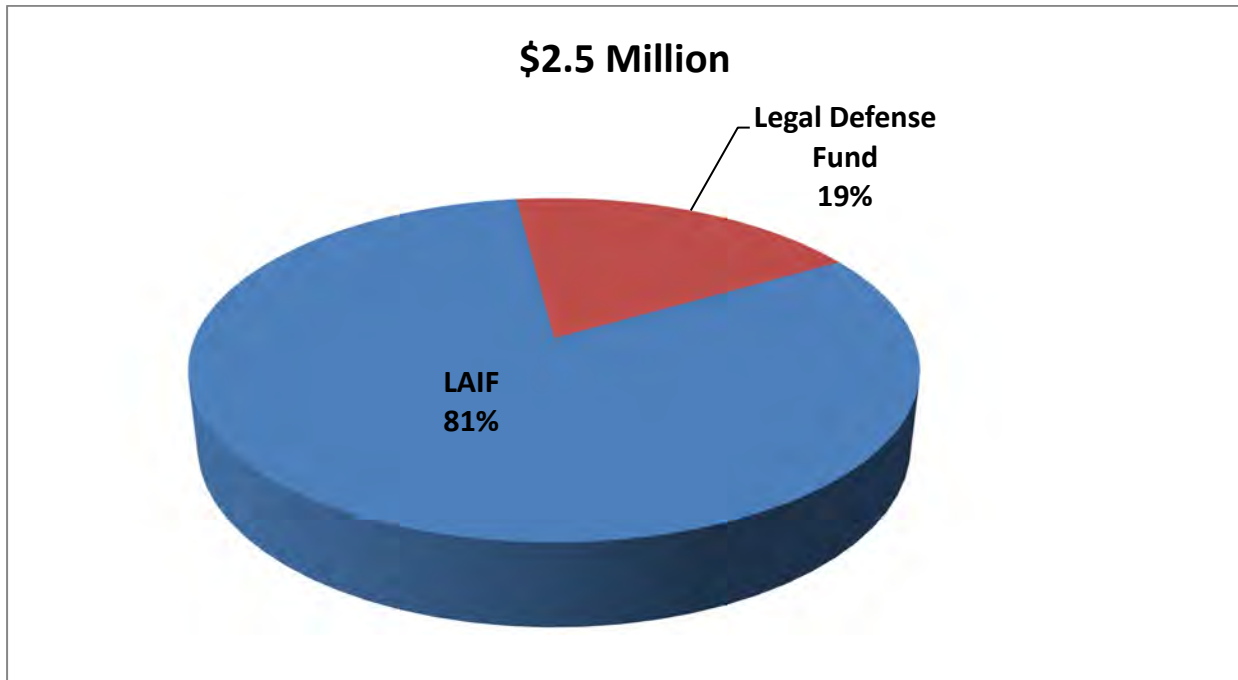
On Track

	Annual Budget	FYTD Budget	FYTD Actual	Favorable (Unfavorable) Variance
Basin Monitoring TF	\$338,000	\$338,000	\$321,847	(\$16,153)
SAR Fish Conservation	29,000	29,000	29,616	616
MSAR TMDL TF	416,000	416,000	352,683	(63,317)
RWQ Monitoring TF	418,000	418,000	444,014	26,014
Arundo Mgmt.	-	-	5,063	5,063
Emerging Constituents	38,711	38,711	116,779	78,068
LESJWA Admin	216,881	199,641	199,285	(356)
Total	\$1,456,592	\$1,439,352	\$1,469,287	\$29,935

Budget to Actual Revenues - Roundtables



Total Cash & Investments - May







Reserve Fund Balance – May

	Amount
Basin Monitoring Task Force	\$301,634
SAR Fish Conservation	109,734
Middle SAR TMDL Task Force	305,688
Regional Water Quality Monitoring Task Force	323,927
Arundo Management & Habitat	917,626
Emerging Constituents Task Force	76,447
Legal Defense Fund	467,071
Total Reserves	\$2,502,127

Legend

Compared to Budget

	Ahead or Favorable	Above +5% Favorable Revenue or Expense Variance
	On Track	+5% to -2% Variance
	Behind	-3% to -5% Variance
	Concern	Below -5% Variance

Staff Comments

For this month's report, the item(s) explained below are either "behind", a "concern", or have changed significantly from the prior month.

- 1) Both expenses and revenues are on track with the budget.



General Manager's Report

August 2021

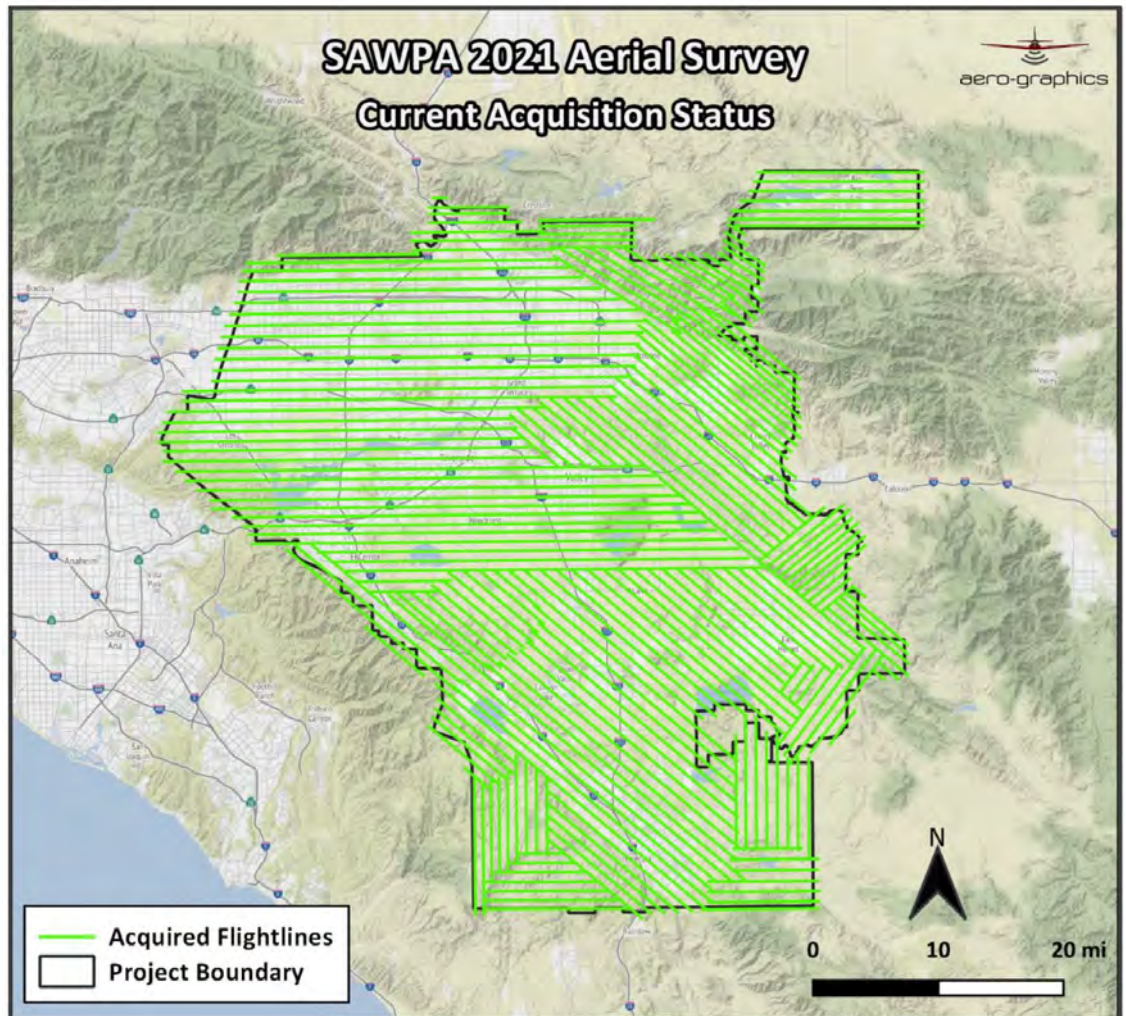

Santa Ana Watershed Project Authority | 11615 Sterling Avenue, Riverside, CA 92503 | www.sawpa.org

INSIDE THE AUGUST REPORT

- 1** Watershed Aerial Imagery Update
- 2** Brine Line Flow, TDS, TSS, and BOD Fiscal Year 2020-21

Watershed Aerial Imagery Update

As of August 1, SAWPA's consultant Geophex, Ltd. has completed collecting high resolution photos for the upper Santa Ana River Watershed and Upper Santa Margarita Watershed. Going forward, the consultant will turn the photos into GIS map products that can be used to identify turf grass at the assessor parcel level, which will be useful for creating water use efficiency budgets.

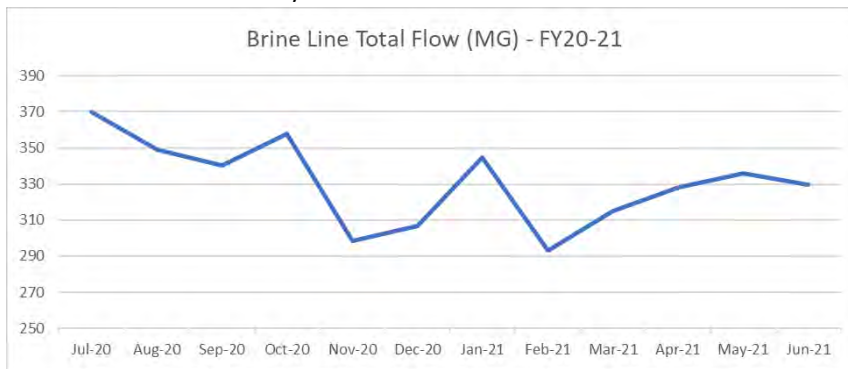


Brine Line Flow, Total Dissolved Solids (TDS), Total Suspended Solids (TSS), and Biochemical Oxygen Demand (BOD) – Fiscal Year 2020-21

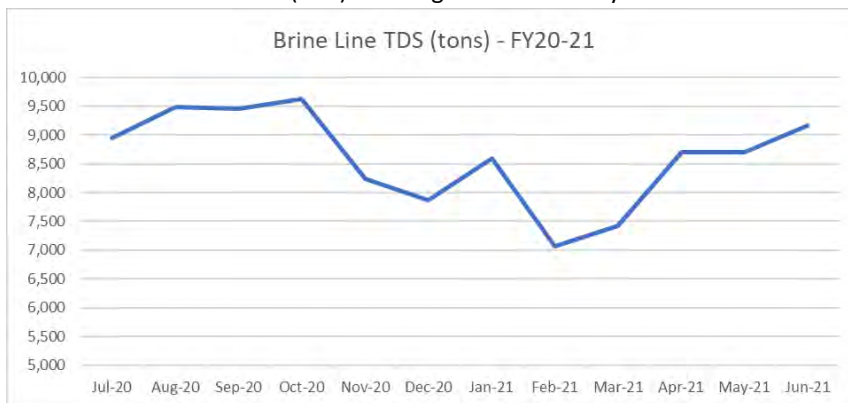
The following table shows the total flow discharged, total TDS (salt), suspended solids, and BOD discharged to OC San facilities during the FY 2020-21 period (July 2020 through June 2021):

Parameter	TOTAL	Units
FLOW	3,969	MG
Total Dissolved Solids (TDS)	103,290	Tons
Total Dissolved Solids (TDS)	565,972	lbs./day
TDS Average	6,240	mg/L
Total Suspended Solids (TSS)	3,178	lbs. X 1000
TSS Average	96	mg/L
Biochemical Oxygen Demand (BOD)	1,312	lbs. X 1000
BOD Average	40	mg/L

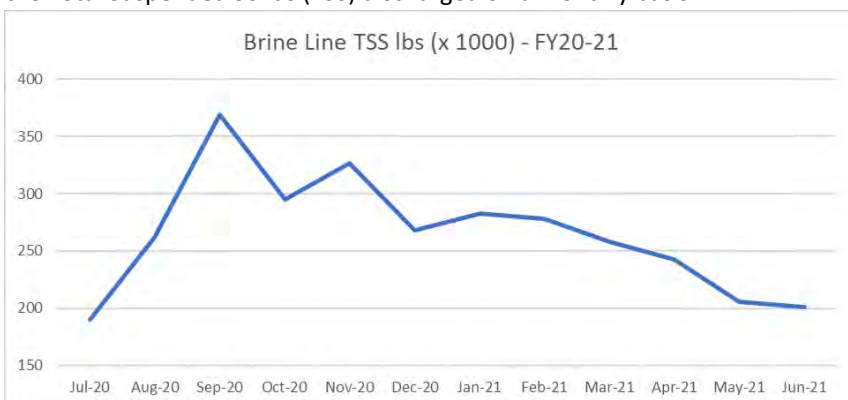
The chart below shows the total flow on a monthly basis:



The chart below shows the Total Dissolved Solids (TDS) discharged on a monthly basis:



The chart below shows the Total Suspended Solids (TSS) discharged on a monthly basis:

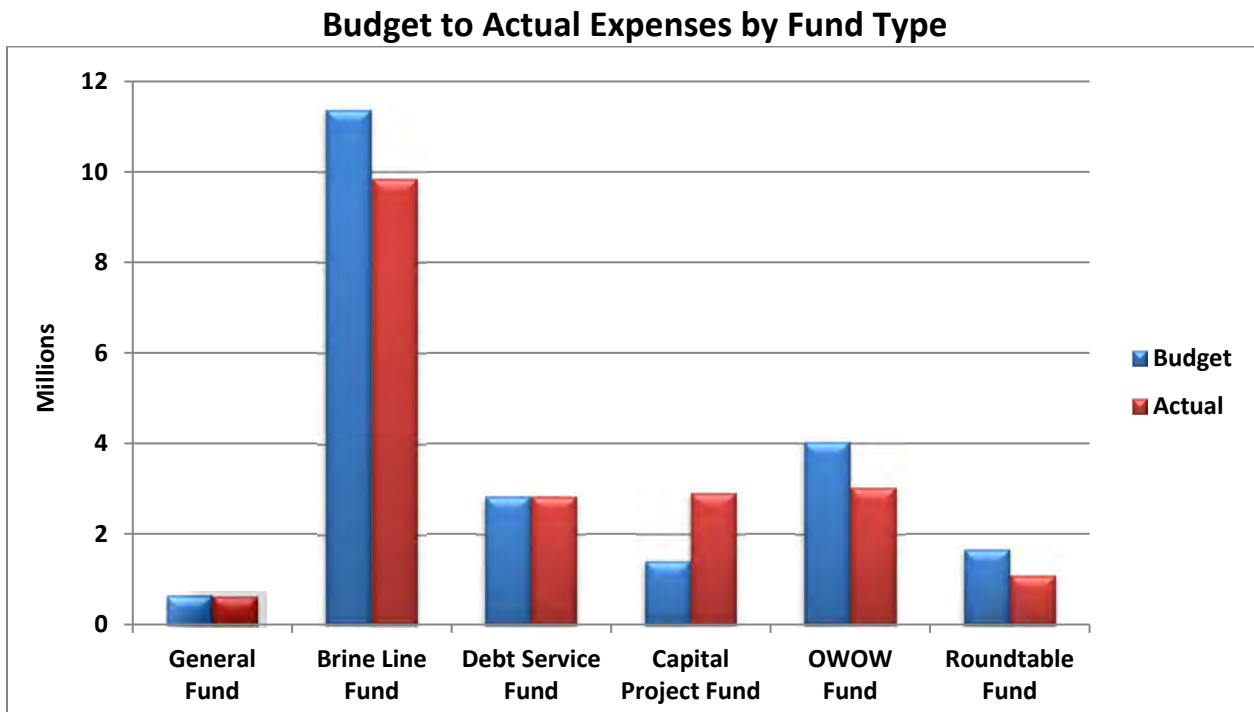


**Santa Ana Watershed Project Authority
Executive Financial Information Report
May 2021**

Staff comments provided on the last page are an integral part of this report.

Overview	This report highlights the agency's key financial indicators for the Fiscal Year-to-Date (FYTD) May 2021 unless otherwise noted.
-----------------	--

Budget to Actual Expenses by Fund Type	✔ Favorable			
	Annual Budget	FYTD Budget	FYTD Actual	Favorable (Unfavorable) Variance
General Fund	\$680,339	\$631,977	\$614,062	\$17,915
Brine Line Enterprise	12,401,418	11,367,968	9,845,736	1,522,232
Debt Service Fund	2,835,027	2,835,027	2,835,753	(726)
Capital Project Fund	1,549,029	1,419,943	2,911,293	(1,491,350)
OWOW Fund	5,124,596	4,028,137	3,023,855	1,004,282
Roundtable Fund	1,797,871	1,659,131	1,093,893	565,238
Total	\$24,388,280	\$21,942,183	\$20,324,592	\$1,617,591



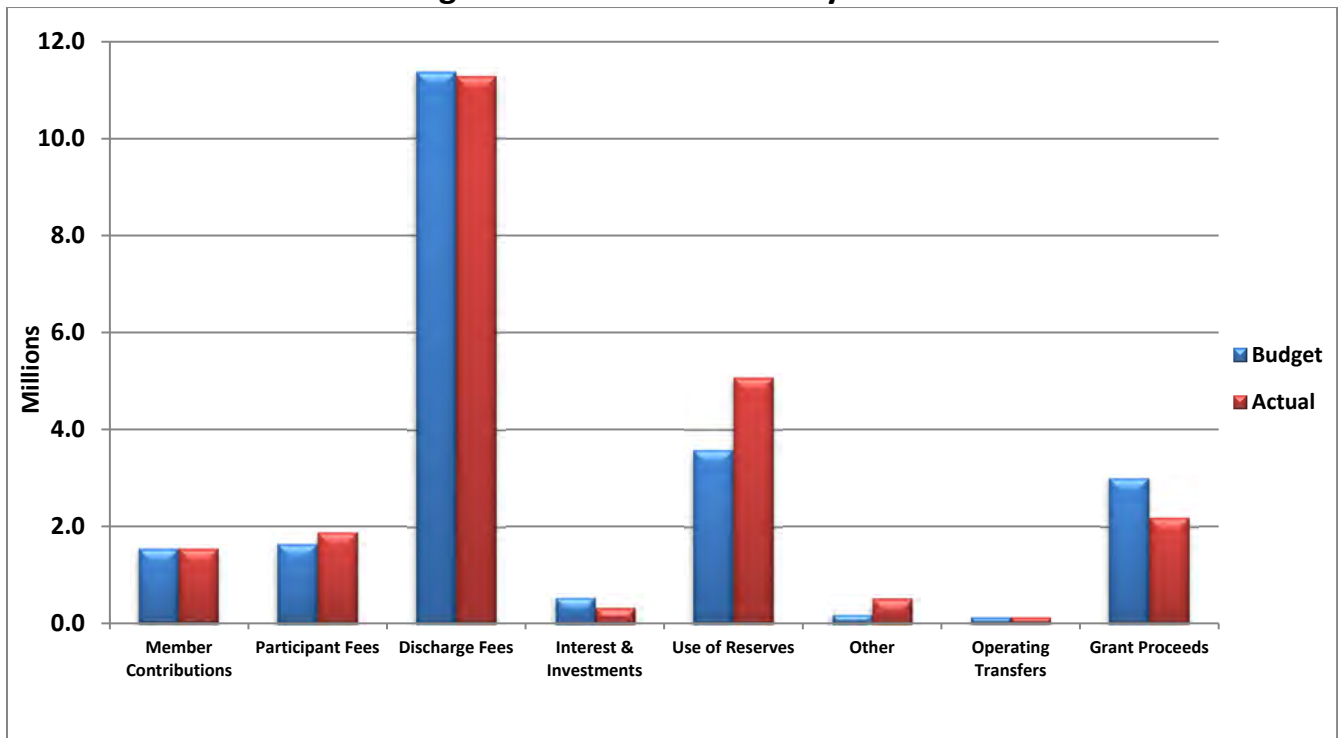
Budget to Actual Revenues by Source



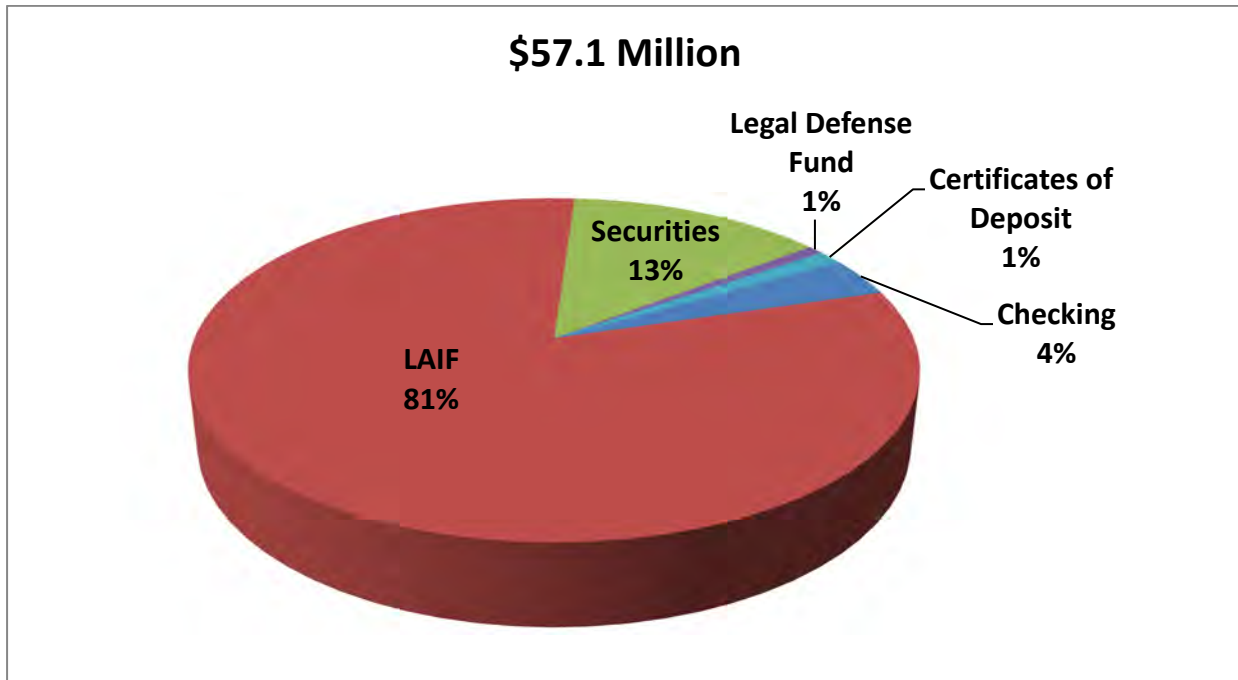
On Track

	Annual Budget	FYTD Budget	FYTD Actual	Favorable (Unfavorable) Variance
Member Contributions	\$1,530,340	\$1,530,340	\$1,530,340	\$-
Participant Fees	1,881,337	1,640,003	1,880,499	240,496
Discharge Fees	12,401,418	11,371,140	11,279,864	(91,276)
Interest & Investments	675,000	531,250	322,006	(209,244)
Use of Reserves	3,709,056	3,579,970	5,071,320	1,491,350
Other	206,881	189,641	508,348	318,707
Operating Transfers	133,000	133,000	133,000	-
Grant Proceeds	3,572,232	2,991,385	2,182,077	(809,308)
Total	\$24,109,263	\$21,966,729	\$22,907,454	\$940,725

Budget to Actual Revenues by Source



Total Cash & Investments - May







Reserve Fund Balance – May

	Amount
General Fund	\$1,459,693
Building Fund	643,260
OWOW Fund	1,854,494
Roundtable Fund	2,502,127
Self Insurance	4,486,031
Debt Retirement	3,569,642
Pipeline Replacement	21,710,633
OC San Rehabilitation	2,377,813
Capacity Management	11,974,038
Future Capacity	1,833,264
Rate Stabilization	1,027,311
Flow Imbalance	83,681
Brine Line Operating	3,558,373
Total Reserves	\$57,080,361

Legend

Compared to Budget

	Ahead or Favorable	Above +5% Favorable Revenue or Expense Variance
	On Track	+5% to -2% Variance
	Behind	-3% to -5% Variance
	Concern	Below -5% Variance

Staff Comments

For this month's report, the item(s) explained below are either "behind", a "concern", or have changed significantly from the prior month.

Both revenues and expenses are on track with the budget. The Capital Projects Fund is \$1,491,350 over budget. The variance is due mainly to OC San having billed \$1,358,656 in construction costs for projects from the previous year and early completion of CIP projects.



August 6, 2021

To: Santa Ana Watershed Project Authority

From: Michael Boccadoro
Beth Olhasso

RE: July Report

Overview:

The water supply situation in California has become headline news throughout the state. 86 percent of the state is in extreme drought conditions and the main State Water Project reservoirs are around 20-25 percent capacity. Fears of a dry winter 2021-22 are starting to be voiced around the state.

The Office of Health Hazard Assessment recently released a proposed Public Health Goal (PHG) of 0.007 parts per trillion (ppt) for PFOA and 1 ppt for PFOS. The comment period is open and a workshop is scheduled for September 28.

Governor Newsom recently issued a directive to state energy and air regulators to accelerate their GHG reduction efforts, including to achieve “carbon neutrality” by 2035, instead of the current 2045 mandate.

Between the state and federal government, there is about \$1.1 billion available to address water and wastewater arrearages. The federal process has already commenced with guidance being issued recently. The state process at the SWRCB is beginning soon with a survey of water utility arrearages.

The Legislature and the administration continue to work on the final pieces of the state budget. Before session adjourns in September a final drought package is expected. Funding for recycled water and integrated regional water management are key issues looking for funding.

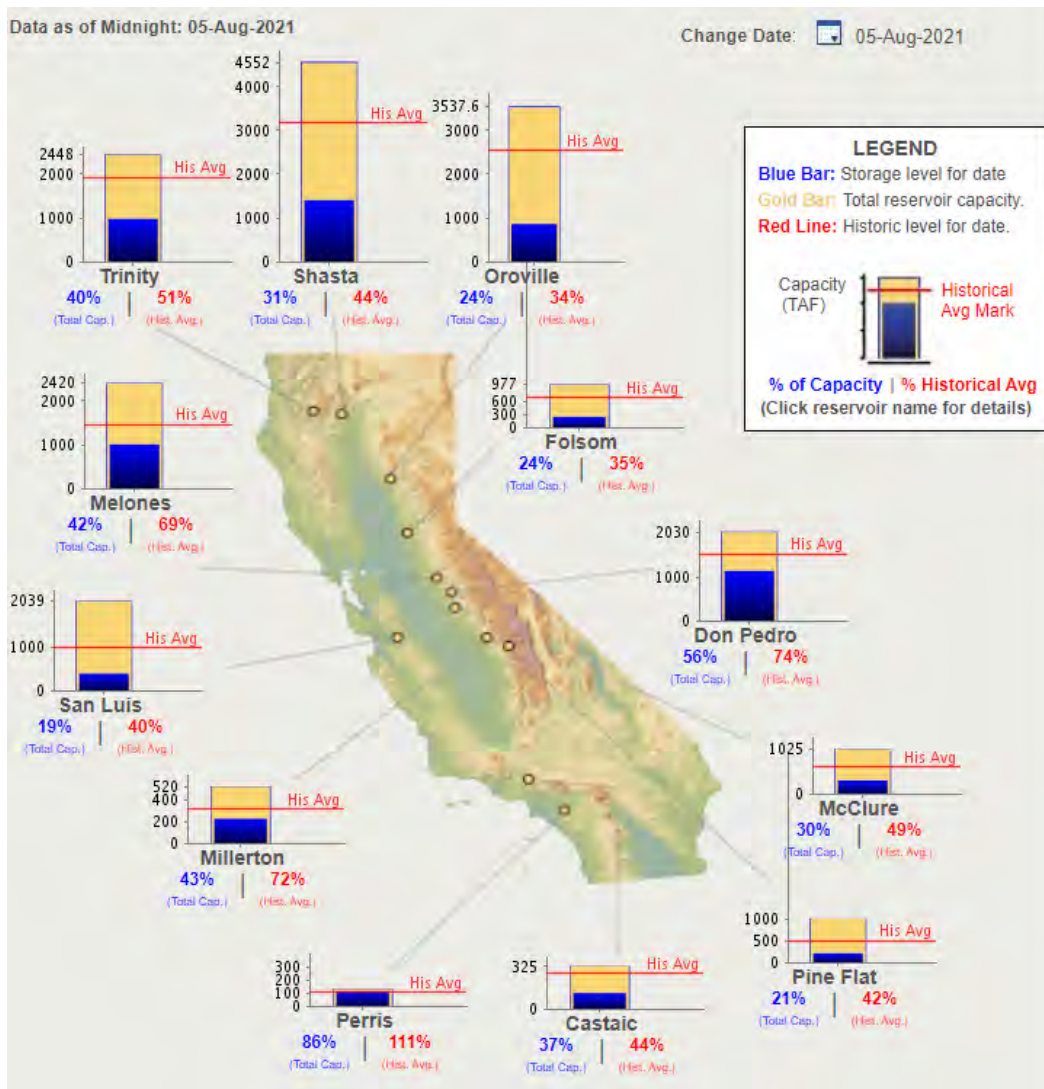
The Legislature is currently on summer recess and will return August 14 for the final few weeks before the September 10 adjournment of the first year of the two-year session. Before they left for recess all bills had to move through second house policy committees. Many bills are now sitting in the Appropriations Committee waiting for fiscal review before heading to the floor. Many of the bills SAWPA has been watching did not have a fiscal analysis, so they are already on the floor.

Santa Ana Watershed Project Authority Status Report – July 2021

Water Supply Conditions

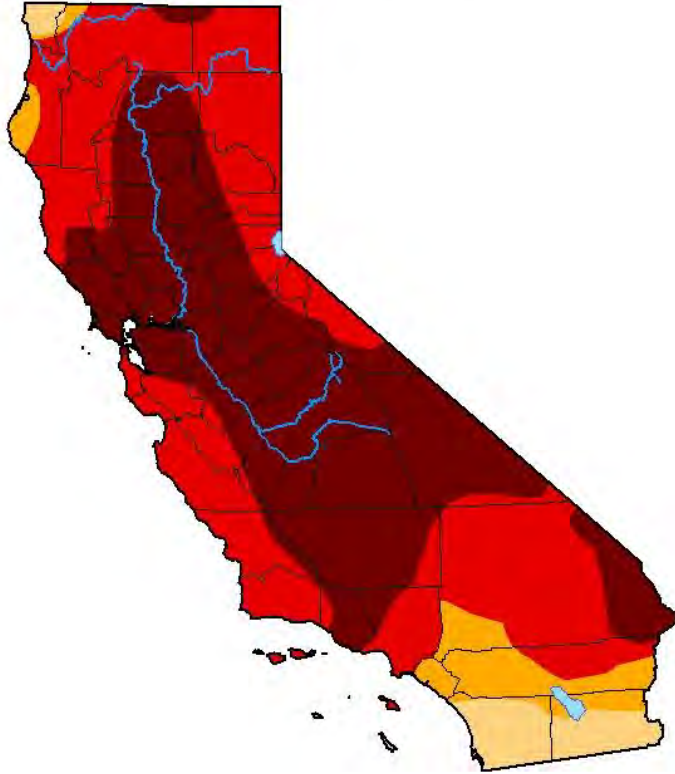
As expected, news on the water supply situation isn't very positive. While Southern California storage is in better shape, keeping an eye on the statewide situation is imperative to anticipate the water supply situation in the coming years. There so little water in Oroville and San Luis Reservoir, it will take a major snowpack in the winter of 2021/spring 2022 to bring northern California reservoir levels back to comfortable levels.

With the land soaking up much of the already dismal snowpack, reservoir levels are bleak. San Luis Reservoir, the main south-of-Delta storage facility for the State Water Project, is at 40 percent of average for this time of the year and 19 percent capacity- dropping about ten percent in the last month alone. Lake Oroville is at 34 percent of average and 24 percent capacity. Finally, over 86 percent of the state is in extreme drought conditions, and over 46 percent of the state is in "exceptional drought" conditions, the most extreme condition measured. Oroville just reached its all-time low and had to shut down its hydroelectric plant.



U.S. Drought Monitor California

August 3, 2021
(Released Thursday, Aug. 5, 2021)
Valid 8 a.m. EDT



Drought Conditions (Percent Area)

	None	D0-D4	D1-D4	D2-D4	D3-D4	D4
Current	0.00	100.00	100.00	95.07	88.37	46.45
Last Week 07-27-2021	0.00	100.00	100.00	95.09	88.59	46.49
3 Months Ago 05-04-2021	0.00	100.00	97.52	92.88	73.31	5.36
Start of Calendar Year 12-29-2020	0.00	100.00	95.17	74.34	33.75	1.19
Start of Water Year 09-29-2020	15.35	84.65	67.65	35.62	12.74	0.00
One Year Ago 08-04-2020	33.74	66.26	50.38	21.50	3.04	0.00

Intensity:

- None
- D0 Abnormally Dry
- D1 Moderate Drought
- D2 Severe Drought
- D3 Extreme Drought
- D4 Exceptional Drought

The Drought Monitor focuses on broad-scale conditions. Local conditions may vary. For more information on the Drought Monitor, go to <https://droughtmonitor.unl.edu/About.aspx>

Author:

Richard Tinker
CPC/NOAA/NWS/NCEP



droughtmonitor.unl.edu

OEHHA Releases Draft PHG PFOA & PFOS

The Office of Environmental Health Hazard Assessment (OEHHA) of the California Environmental Protection Agency released a draft document for public review describing proposed Public Health Goals (PHGs) for perfluorooctanoic acid (PFOA) and perfluorooctane sulfonic acid (PFOS) in drinking water. PHGs published by OEHHA are considered by the State Water Resources Control Board in setting drinking water regulatory standards (Maximum Contaminant Levels, or MCLs) for the state.

The proposed PHG of 0.007 parts per trillion (ppt) for PFOA is based on kidney cancer in humans and the proposed PHG of 1 ppt for PFOS is based on liver and pancreatic tumors in laboratory animals. The proposed PHGs are set at a level of risk of one additional cancer case per one million persons exposed over a lifetime. The draft document also presents health-protective drinking water concentrations for noncancer health effects. The proposed noncancer health-protective concentrations are 3 ppt for PFOA, based on increased risk of liver damage in humans and 2 ppt for PFOS, based on increased total cholesterol in humans.

The public comment on the draft document ends September 28, the same day as the public workshop on the draft standard.

Accelerates Carbon Neutrality Goal

Governor Newsom recently issued a directive to state energy and air regulators to accelerate their GHG reduction efforts, including to achieve “carbon neutrality” by 2035, instead of the current 2045 mandate.

This new directive lines up with the California Air Resources Board’s launch of the state’s GHG Scoping Plan Update. The plan is expected to be finalized by 2022.

Additionally, the directive asked the CA Public Utilities Commission (CPUC) to work to establish more ambitious GHG emissions targets for electricity procurement by 2030, stepping up the state’s pace for achieving zero-carbon electricity.

Arrearage Funding

There are two pots of funding for water and wastewater arrearage funding. There is \$116 million from the federal government in the Low-Income Housing Water and Assistance Program. Guidance for this program has already been issued through the Department of Community Services and Development with a final state plan to be submitted to the federal government by August 9. This program is more narrowly tailored than the state program, focusing on residents who are in danger of their water getting shut-off. Funding is expected to be allocated in the fall.

The state program, \$985 million for water and wastewater was just recently signed into law by the Governor as part of the state budget. Water customers will be addressed first and if there is any left-over funding, wastewater arrearages will then be addressed. The state program only counts arrearages from March 4, 2020 to June 15 2021. The State Water Resources Control Board (SWRCB) is responsible for this program and has until January 31, 2022 to allocate funds. The SWRCB will send a survey to water agencies in early August to determine the need of each agency and has until October to adopt program guidelines. They anticipate opening the application period in November.

State Budget Update

As mentioned in previous reports, the state budget process has been unprecedentedly long and drawn out this year. Mostly because the state is struggling with how to spend unprecedented budget surplus and federal stimulus funds totaling about \$100 billion. Legislators met their constitutional deadline of passing a budget by June 15, but what they passed didn’t have the support of the Governor. They came back and passed a “budget bill junior” on June 28 which contained more of a compromise reached by the Legislature and the Governor but still left out key aspects of the budget that are yet to be worked out between the Legislature and the Governor. Chief among them is a likely \$3 billion drought relief package. When the Legislature returns from summer recess on August 16, they will have until September 10 to work out the final pieces of the drought package.

The still to be developed drought package has not been released and negotiations are ongoing for specific funding areas. We remain hopeful that recycled water and IRWM will be funded in the upcoming package.

Legislative Update

Members left for summer recess on July 15 and will return on August 16 for the final weeks of the first year of the two-year session, ending on September 10. Before they left, they worked through the second house policy committee deadline, leaving a majority of bills in appropriations committees awaiting suspense hearings when they return.

Bill Updates

- AB 818 (Bloom)- Solid Waste: premoistened nonwoven disposable wipes: Co-Sponsored by CASA and disposable wipes industry. Would require specific “Do Not Flush” labeling on specific disposable wipes. The bill has been sailing through the process and is sitting on the Senate floor consent calendar.
- SB 273 (Hertzberg) Water Quality: municipal wastewater agencies: This legislation, sponsored by CASA, would authorize a wastewater agency to capture and treat stormwater utilizing ratepayer funds. The bill sailed through the Senate on the Consent Calendar and has had little trouble in the Assembly where it is currently on the house floor.
- SB 372 (Leyva) medium and heavy-duty fleet purchasing assistance program: zero emission vehicles. The bill, while still a work in progress, seeks to make financing tools available to help transition medium and heavy-duty truck fleets to zero emission vehicles. The Senator took amendments as it came out of the Appropriations Committee to include construction or earth-moving equipment as eligible under the program. The bill has easily moved through the Assembly and is in the Appropriations Committee.
- AB 361 (R. Rivas): Sponsored by the California Special Districts Association would allow for public agencies to use teleconferencing without complying with certain Brown Act teleconferencing requirements provide that a teleconference location is accessible to the public, a quorum of members participate at the jurisdiction and the public has access to the legislative body at a specified location. These rules would only apply during a local or state emergency. The bill is on the Senate Floor.