

Proposition 84 & Proposition 1 Status Update

Commission Meeting | July 20, 2021

Marie Jauregui, Project Manager

Item No. 7.C.

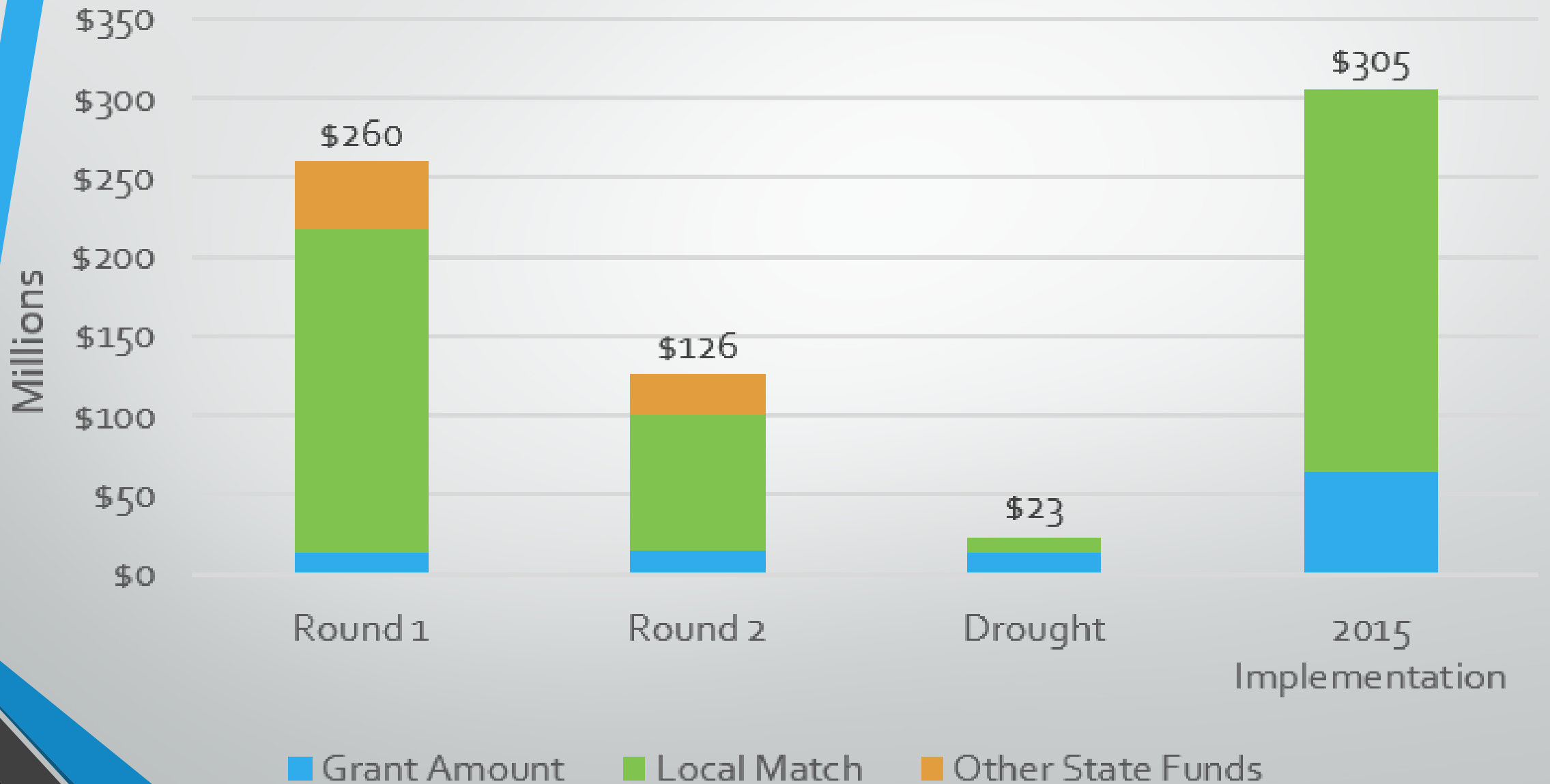



Proposition 84 Project Status

Round	No. of Projects	Projects Complete*	Grant Amount	Grant Invoiced	Total Cost
Round 1 <i>(Aug 2011 – Jun 2019)</i>	13	13	\$12.0M	\$12.0M	\$260M
Round 2 <i>(Feb 2014 – Jul 2021)</i>	18	15	\$14.5M	\$13.0M	\$126M
Drought Round <i>(Jan 2014 – Dec 2020)</i>	2	2	\$12.0M	\$12.0M	\$23M
2015 Implementation Round <i>(Feb 2014 – Dec 2023)</i>	3	0	\$61.0M	\$28.6M	\$305M
Total	36	30	\$99.5M	\$65.6M	\$714M

*Includes projects that are substantially complete

Total Project Cost Components





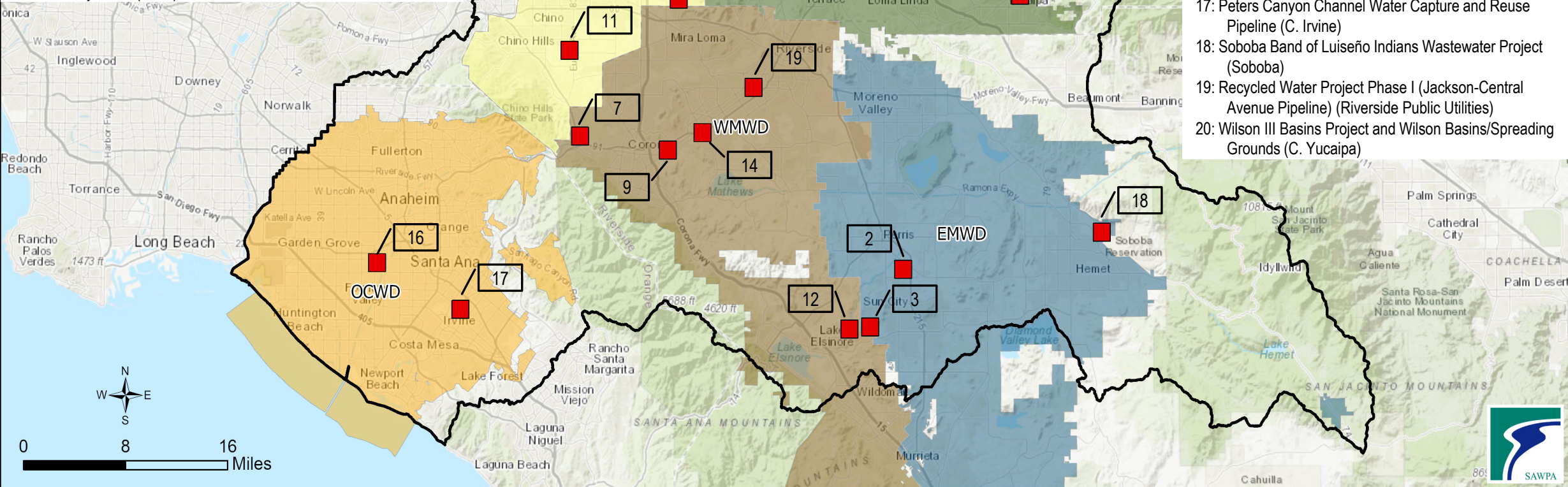
Proposition 84 Round 2 Projects

(February 2014 – July 2021)

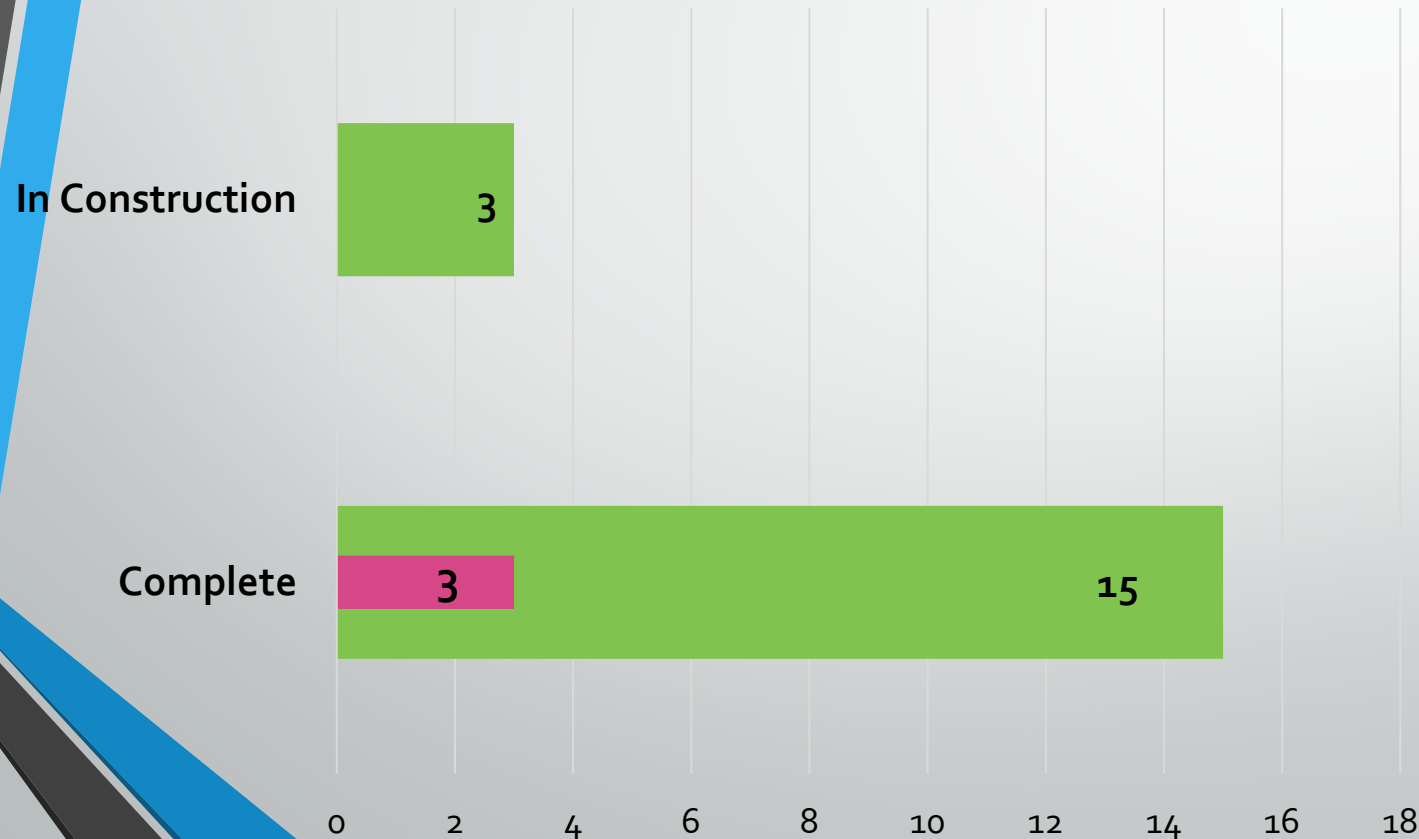
Proposition 84 Round 2 Funded Projects

- 2: Perris Desalination Program - Brackish Water Well 94 (EMWD)
- 3: Quail Valley Subarea 9 Phase 1 Sewer System Project (EMWD)
- 4: Forest First - Increase Stormwater Capture and Decrease Sediment Loading through Forest Ecological Restoration (US Forest Service)
- 5: Wineville Regional Recycled Water Pipeline and Groundwater Recharge System Upgrades (IEUA)
- 6: Plunge Creek Water Recharge and Habitat Improvement (SBVMWD)
- 7: Prado Basin Sediment Management Demonstration Project (OCWD)
- 8: San Sevaïne Ground Water Recharge Basin (IEUA)
- 9: Corona/Home Gardens Multi-Jurisdictional Water Transmission Line Project (C. Corona)
- 10: Enhanced Stormwater Capture and Recharge along the Santa Ana River (SBVMWD)
- 11: Regional Residential Landscape Retrofit Program (IEUA)
- 12: Canyon Lake Hybrid Treatment Process (LESJWA)
- 14: Customer Handbook to Using Water Efficiently in the Landscape (WMWD)
- 15: Lower Day Basin (IEUA)

- 16: Commercial/Industrial/ Institutional Performance-Based Water Use Efficiency Program (MWD OC)
- 17: Peters Canyon Channel Water Capture and Reuse Pipeline (C. Irvine)
- 18: Soboba Band of Luiseño Indians Wastewater Project (Soboba)
- 19: Recycled Water Project Phase I (Jackson-Central Avenue Pipeline) (Riverside Public Utilities)
- 20: Wilson III Basins Project and Wilson Basins/Spreading Grounds (C. Yucaipa)



Proposition 84 Round 2 Project Status Update



- 3 Projects are in Construction and are expected to finish by the end of July
- 15 Projects are Complete with 1 of those 15 pending the Project Completion Report

Proposition 84 Round 2 Project Status Update

Under Construction

Project Name	Agency	Grant Amount	Required Funding Match	Additional Cost Share	Total Project Cost	% Grant Billed	% Constr. Complete	% Project Complete
Lower Day Basin	IEUA	\$ 750,000	\$ 1,531,171 37.00%	\$ 1,857,130	\$ 4,138,301	100%	96%	90%
CII Performance Based WUE Program	MWDOC	\$ 500,000	\$ 898,179 37.00%	\$ 1,029,333	\$ 2,427,512	100%	N/A	96%
Wilson III Basins Project and Wilson Basins/ Spreading Grounds	Yucaipa	\$ 750,000	\$ 5,176,131 39.51%	\$ 7,173,869	\$ 13,100,000	28%	50%	75%

Green – Project on schedule or ahead of schedule

Yellow/Green – Delay experienced but will finish prior to Grant Completion Date

Yellow – Delay experienced, not on schedule, unsure if project will complete on time

Orange/Red – Project behind schedule, unsure if project will complete on time, or requires additional information

Proposition 84 Round 2 Project Status Update

Construction Complete – Final Report Pending

Project Name	Agency	Grant Amount	Required Funding Match	Additional Cost Share	Total Project Cost	% Grant Billed	% Constr. Complete	% Project Complete
Quail Valley Subarea 9 Phase I Sewer System	EMWD	\$ 1,930,000	\$ 2,960,000 37.00%	\$ 3,110,000	\$ 8,000,000	100%	100%	99%
Forest First	USFS	\$ 1,000,000	\$ 2,055,039 37.00%	\$ 2,499,121	\$ 5,554,160	93%	100%	100%
Recycled Water Project Phase I	Riverside	\$ 1,000,000	\$ 4,283,000 35.88%	\$ 6,655,000	\$ 11,938,000	100%	100%	100%

Green – Project on schedule or ahead of schedule

Yellow/Green – Delay experienced but will finish prior to Grant Completion Date

Yellow – Delay experienced, not on schedule, unsure if project will complete on time

Orange/Red – Project behind schedule, unsure if project will complete on time, or requires additional information

Proposition 84 Round 2 Project Status Update

Construction Complete – Retention Pending

Project Name	Agency	Grant Amount	Required Funding Match	Additional Cost Share	Total Project Cost	% Grant Billed	% Constr. Complete	% Project Complete
Plunge Creek Water Recharge and Habitat Improvement*	SBVWCD	\$ 500,000	\$ 184,731 26.00%	\$ 25,769	\$ 710,500	100%	100%	100%
Prado Basin Sediment Mgmt Demonstration Project	OCWD	\$ 750,000	\$ 1,444,000 37.00%	\$ 1,704,000	\$ 3,898,000	100%	100%	100%
Enhanced SW Capture/Recharge Along the SAR	SBVMWD	\$ 1,000,000	\$ 11,581,000 87.88%	\$ 597,200	\$ 13,178,200	100%	100%	100%

Green – Project on schedule or ahead of schedule

Yellow/Green – Delay experienced but will finish prior to Grant Completion Date

Yellow – Delay experienced, not on schedule, unsure if project will complete on time

Orange/Red – Project behind schedule, unsure if project will complete on time, or requires additional information

Proposition 84 Round 2 Project Status Update

Construction Complete – Retention Released

Project Name	Agency	Grant Amount	Required Funding Match	Additional Cost Share	Total Project Cost	% Grant Billed	% Constr. Complete	% Project Complete
Perris Desalination Program Well 94	EMWD	\$ 1,000,000	\$ 0 0.00%	\$ 9,238,280	\$ 10,238,280	100%	100%	100%
Wineville Regional Recycled Water Pipeline/GW Recharge System Upgrades	IEUA	\$ 1,000,000	\$ 0 0.00%	\$ 29,500,000 ¹	\$ 30,500,000	100%	100%	100%
Corona/Home Gardens Multi-Jurisdictional Wtr Transmission Line	Corona	\$ 1,300,000	\$ 2,327,494 37.00%	\$ 2,663,031	\$ 6,290,525	100%	100%	100%
San Sevaine GW Recharge Basin	IEUA	\$ 750,000	\$ 925,001 32.34%	\$ 1,184,999	\$ 2,860,000	100%	100%	100%

¹ \$29,500,000 in Other State Funds

Green – Project on schedule or ahead of schedule

Yellow/Green – Delay experienced but will finish prior to Grant Completion Date

Yellow – Delay experienced, not on schedule, unsure if project will complete on time

Orange/Red – Project behind schedule, unsure if project will complete on time, or requires additional information

Proposition 84 Round 2 Project Status Update

Construction Complete – Retention Released


Project Name	Agency	Grant Amount	Required Funding Match	Additional Cost Share	Total Project Cost	% Grant Billed	% Constr. Complete	% Project Complete
Regional Residential Landscape Retrofit	IEUA	\$ 500,000	\$ 370,000 37.00%	\$ 130,000	\$ 1,000,000	100%	N/A	100%
Canyon Lake Hybrid Treatment Process	LESJWA	\$ 500,000	\$ 327,635 37.00%	\$ 57,865	\$ 885,500	100%	100%	100%
Customer Handbook to Using Water Efficiently	WMWD	\$ 120,000	\$ 42,000 25.93%	\$ 0	\$ 162,000	100%	N/A	100%
Peters Canyon Channel Water Capture and Reuse Pipeline	Irvine	\$ 1,000,000	\$ 3,211,086 37.00%	\$ 4,467,523	\$ 8,678,609	100%	100%	100%
Soboba Band of Luiseno Indians Wastewater Project	Soboba	\$ 147,905	\$ 53,000 26.38%	\$ 0	\$ 200,905	100%	N/A	100%

Green – Project on schedule or ahead of schedule

Yellow/Green – Delay experienced but will finish prior to Grant Completion Date

Yellow – Delay experienced, not on schedule, unsure if project will complete on time

Orange/Red – Project behind schedule, unsure if project will complete on time, or requires additional information



Proposition 1

Round 1 Projects

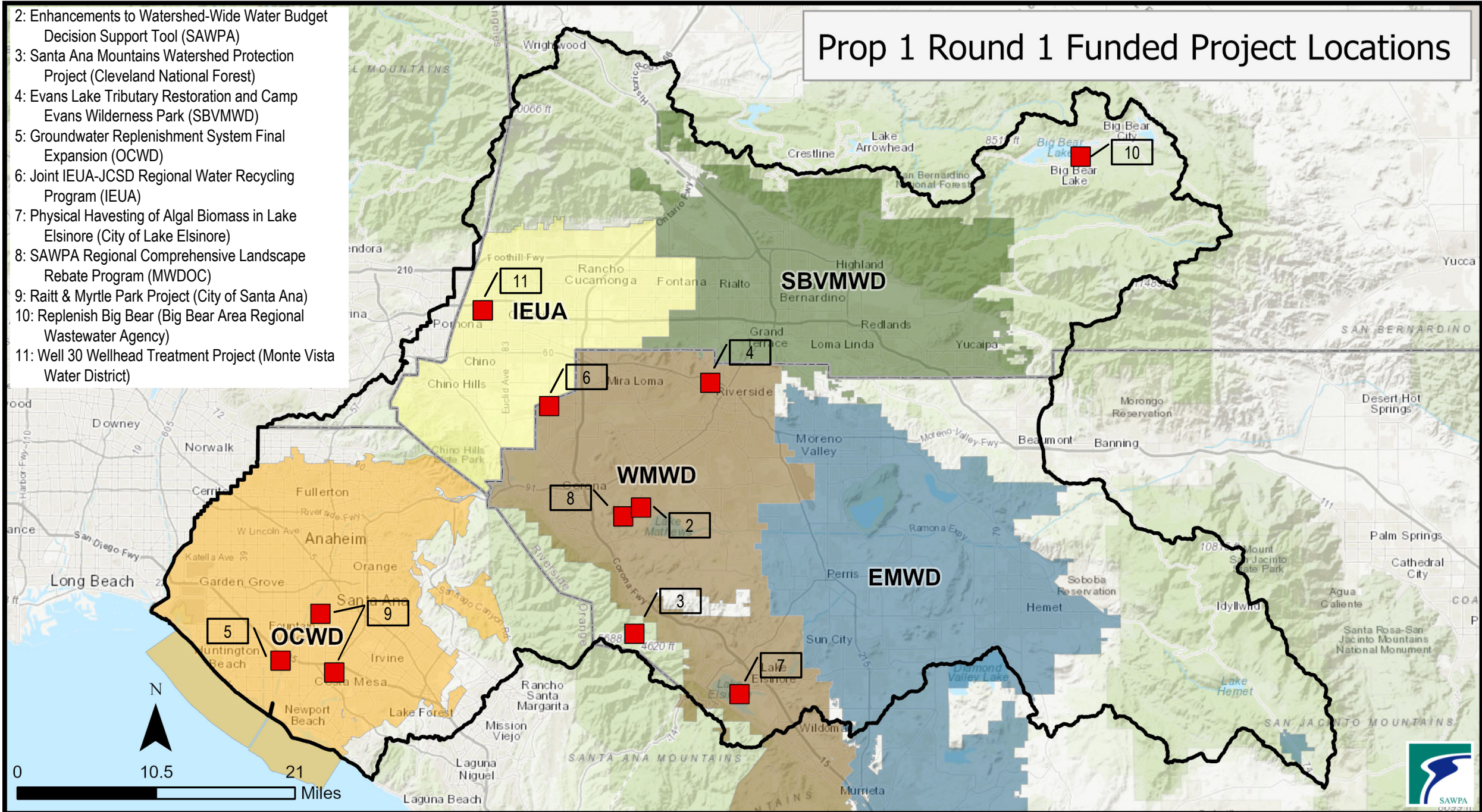
(January 2015 – December 2025)

Status of Agreement

- The DWR-SAWPA grant agreement fully executed 4/30/2021
- CEQA needs to be done within 18 months of grant execution
- SAWPA-project proponent sub-agreements
 - Six out of eight fully executed

Prop 1 Round 1 Funded Project Locations

- 2: Enhancements to Watershed-Wide Water Budget Decision Support Tool (SAWPA)
- 3: Santa Ana Mountains Watershed Protection Project (Cleveland National Forest)
- 4: Evans Lake Tributary Restoration and Camp Evans Wilderness Park (SBVMWD)
- 5: Groundwater Replenishment System Final Expansion (OCWD)
- 6: Joint IEUA-JCSD Regional Water Recycling Program (IEUA)
- 7: Physical Harvesting of Algal Biomass in Lake Elsinore (City of Lake Elsinore)
- 8: SAWPA Regional Comprehensive Landscape Rebate Program (MWDOC)
- 9: Raitt & Myrtle Park Project (City of Santa Ana)
- 10: Replenish Big Bear (Big Bear Area Regional Wastewater Agency)
- 11: Well 30 Wellhead Treatment Project (Monte Vista Water District)



Proposition 1 Round 1 Update

Project Name	Agency	Grant Amount	Required Funding Match	Additional Cost Share	Total Project Cost	% Cost Share
Enhancements to Watershed-Wide Water Budget Decision Support Tool	SAWPA	\$ 500,000	\$ 864,354	\$ 364,354	\$ 1,728,708	50%
Santa Ana Mountains Watershed Protection Project	Cleveland National Forest	\$ 497,998	\$ 0	\$ 732,144	\$ 1,230,142	0%
Evans Lake Tributary Restoration and Camp Evans Wilderness Park ²	SBVMWD	\$ 2,000,000	\$ 3,017,736	\$ 1,017,735	\$ 6,035,471	50%
Groundwater Replenishment System Final Expansion	OCWD	\$ 3,589,553	\$ 10,000,000	\$ 2,694,545	\$ 16,284,098	61%

² This project will be added via Amendment; when CEQA is completed

Proposition 1 Round 1 Update

Project Name	Agency	Grant Amount	Required Funding Match	Additional Cost Share	Total Project Cost	% Cost Share
Joint IEUA-JCSD Regional Water Recycling Program	IEUA	\$ 2,617,970	\$ 16,555,000	\$ 13,937,030	\$ 33,110,000	50%
Physical Harvesting of Algal Biomass in Lake Elsinore – Pilot Program	City of Lake Elsinore	\$ 297,000	\$ 0	\$ 0	\$ 297,000	0%
Regional Comprehensive Landscape Rebate Program	MWDOC	\$ 2,767,344	\$ 2,787,218	\$ 0	\$ 5,554,562	50%
Raitt & Myrtle Park ²	City of Santa Ana	\$ 1,670,000	\$ 0	\$ 246,500	\$ 1,916,500	0%

² This project will be added via Amendment; Permitting is expected to be complete in early 2021

Proposition 1 Round 1 Update

Project Name	Agency	Grant Amount	Required Funding Match	Additional Cost Share	Total Project Cost	% Cost Share
Replenish Big Bear ³	BBARWA	\$ 4,563,338	\$ 0	\$ 36,853,662	\$ 41,417,000	0%
Well 30 Wellhead Treatment	MVWD	\$ 3,431,225	\$ 9,980,024	\$ 3,400,000	\$ 16,811,249	59%

³ DAC project; received a waiver for required funding match



Questions?