

A dynamic graphic of water splashing and dripping, rendered in various shades of blue. The water flows from the top right towards the bottom left, creating a sense of movement and freshness. The background is a light, clean white.

SAWPA

CalPERS Unfunded Liability
Payment Options

CalPERS Formula



PERS 2% @ 55 - Classic

| | FYE 2022 | FYE 2023 |
|-----------------------------------|------------------|------------------|
| PERS Employers Rate | 11.66% | 11.816% |
| Unfunded Liability Payment | \$115,529 | \$151,673 |

PERS 2% @ 62 - PEPRA

| | FYE 2022 | FYE 2023 |
|-----------------------------------|-----------------|-----------------|
| PERS Employers Rate | 7.7% | 7.7% |
| Unfunded Liability Payment | \$11,712 | \$12,000 |

CalPERS Funding Status as of June 30, 2019

PERS 2% @ 55 – Classic

- 77.7% funded

PERS 2% @ 62 – PEPRA

- 91.4% funded



UAL – Classic Members

| FYE | Unfunded Liability | Discount Rate | Employer Rate | UAL Payment |
|------|--------------------|---------------|---------------|-------------|
| 2015 | \$2,169,716 | 7.5% | 12.434% | \$0 |
| 2016 | \$2,247,501 | 7.5% | 9.454% | \$87,085 |
| 2017 | \$3,104,742 | 7.5% | 9.846% | \$106,117 |
| 2018 | \$3,724,430 | 7.375% | 9.887% | \$135,256 |
| 2019 | \$3,649,848 | 7.25% | 10.411% | \$180,636 |
| 2020 | \$4,081,229 | 7.0% | 11.12% | \$229,033 |
| 2021 | \$1,853,298 | 7.0% | 11.816% | \$2,819,830 |
| 2022 | \$1,863,526 | 7.0% | 11.66% | \$115,529 |
| 2023 | \$1,837,082 | 7.0% | 11.70% | \$151,673 |

* Projected

In July 2012, we paid off our side fund of \$321,424



Definitions

Unfunded Liability

A liability that does not have current or projected assets to cover the liability.

Unfunded Accrued Liability (UAL)

The present value of future employer contributions for service that has already been earned.

Deferred Outflows of Resources

The consumption of net assets by the government that is applicable to a future reporting period. (prepaid items and deferred charges)

Deferred Inflows of Resources

An acquisition of net assets by the government that is applicable to a future reporting period. (deferred revenue and advance collections)

Use Alternate Amortization Schedule



- 15 Year Amortization Schedule
 - Increase annual payment amount by \$81,185 for FYE 2022
 - Increase annual payment amount by \$45,041 for FYE 2023
 - Estimated interest savings of \$189,465
- 10 Year Amortization Schedule
 - Increase annual payment amount by \$139,562 for FYE 2022
 - Increase annual payment amount by \$103,418 for FYE 2023
 - Estimated interest savings of \$589,264

Recommendation

A decorative graphic of a blue water splash or liquid droplet, positioned in the upper right corner of the slide. The splash is rendered with realistic shading and highlights, giving it a three-dimensional appearance. It flows from the top right towards the center, with several smaller droplets and bubbles trailing behind it.

- Make annual CalPERS Unfunded Liability Payments per Alternate 10-Year Amortization Schedule projected to be \$255,091 per year
- Use General Fund Reserves of:
 - \$139,562 for FYE 2022
 - \$103,418 for FYE 2023



Questions?

BASIN MONITORING PROGRAM TASK FORCE CONSULTANT SUPPORT

**Presented by Mark Norton P.E.,
Water Resources & Planning Manager**

**SAWPA Commission
June 15, 2021**

Basin Monitoring Program Task Force

| | |
|---|--|
| Eastern Municipal Water District | Chino Basin Watermaster |
| Inland Empire Utilities Agency | Yucaipa Valley Water District |
| Orange County Water District | City of Beaumont |
| City of Riverside | City of Corona |
| Lee Lake Water District | City of Redlands |
| Elsinore Valley Municipal Water District | City of Rialto |
| Irvine Ranch Water District | Jurupa Community Services District |
| Colton/San Bernardino Regional Tertiary Treatment and Wastewater Reclamation | Western Riverside Co Regional Wastewater Authority/WMWD |
| *San Bernardino Valley Municipal Water District | *City of Banning |
| * San Gorgonio Pass Water Agency | * Beaumont Cherry Valley Water District |

- Four new agencies added in 2015
- Santa Ana Regional Board also a non-funding task force agency

Recent and Future Deliverables

- Completed Santa Ana River (SAR) Wasteload Allocation – June 2019
- Basin Plan Amendment and Supplemental Environmental Document prepared for SAR Wasteload Allocation - Sept. 2019
- Basin Plan Amendment to go to Regional Board in Aug. 2021
- Drought Policy based on So Cal Salinity Coalition technical work incorporated in Basin Plan Amendment
- Existing WWTP permits were extended to meet new SAR Wasteload Allocation



Task Force Planning Priorities

- Tess Dunham assisted Task Force in scoping planning priorities for the coming four years
- For FY 21-22, focus on ensuring compliance with State Board 2019 Recycled Water Policy for Salt Nutrient Management Plans
 - Annual Santa Ana River Water Quality Report
 - Triennial Ambient Water Quality Update
 - Santa Ana River TDS Exceedances Investigation at Prado Dam




Scoping and RFP

- Task Force Scoping Committee worked with Tess Dunham on preparing scope of work
- Additional scoping support obtained from Consultant Scoping Workshop with past Task Force consultants
- RFP was prepared and released April 2021
- Two proposals were received
 - **Water Systems Consulting Inc.**
 - **West Yost (formerly Wildermuth Environmental Inc.)**
- Proposals reviewed and interviews conducted with both firms using defined qualifications-based criteria
- Interview team composed of Task Force agencies across watershed, SAWPA staff and Regulatory Advisor
- Unanimous recommendation to select West Yost Inc. by interview panel and Basin Monitoring Program Task Force.



West Yost Task Order Scope

- Task 1- Prepare Updated Surface Water Monitoring Program for TDS/N for SAR Reaches 2,3,4, including
- Task 2 - Prepare Work Plan to Update the Basin Plan SNMP Implementation Plan
- Task 3 - Evaluate and Update Previous Data Analyses that Investigate and Characterize Cause(s) of TDS Exceedances for Reach 3 of the SAR
- Task 4 - Meetings and Project Management



West Yost/SAWPA General Services Agreement

- West Yost requested some edits to the SAWPA standard General Services Agreement (GSA) which SAWPA legal counsel has reviewed and has modified to some extent.
- The proposed edits to the GSA are attached along with a final recommended GSA version.



Recommendation

That the Commission:

- Authorize the General Manager to execute a General Service Agreement and Task Order WEST374-01 for an amount not-to-exceed \$339,102 with West Yost to conduct work to assist the Basin Monitoring Program Task Force to implement its 2021-2022 Planning Priorities.

Upper Santa Ana River Watershed Homeless Encampment - Phase 1A Water Quality Monitoring and Trash Assessment

Consultant Support

Rick Whetsel, Senior Watershed Manager
SAWPA Commission | June 15, 2021
Item No. 6.D.



Recommendation

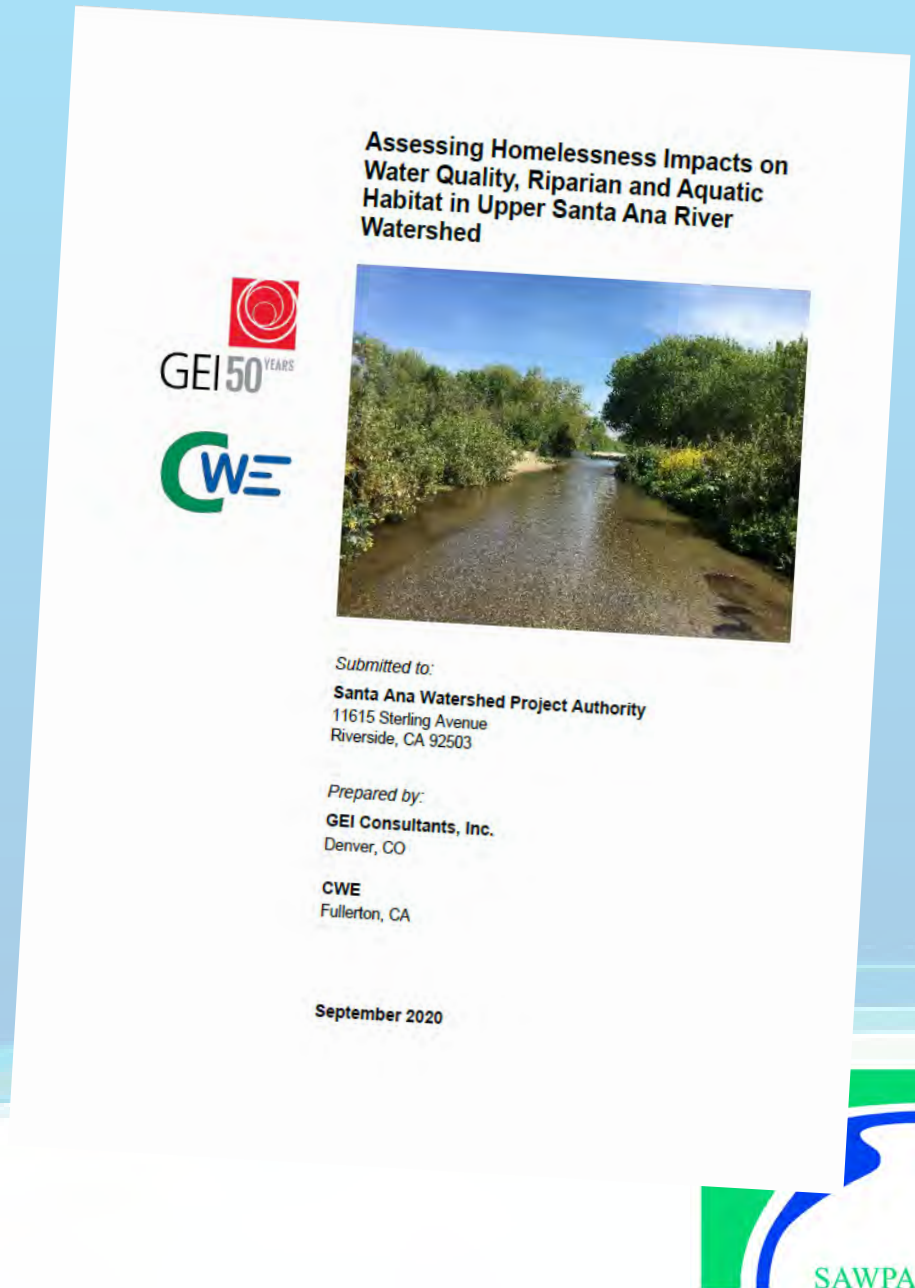
It is recommended that the Commission authorize the General Manager to execute a General Services Agreement and Task Order GEI386-01 for an amount not-to-exceed \$119,514 with GEI Consultants to oversee and implement the Upper Santa Ana River Watershed Homeless Encampment - Phase 1A Water Quality Monitoring and Trash Assessment.



Background

Assessment of Homelessness Impacts

- In late 2018, Commission directed staff to hire consultant to conduct assessment of the homelessness impact on water quality, riparian and aquatic habitat in upper Santa Ana River Watershed.
- Contract for work was approved on Feb. 5, 2019 with GEI Consultants to conduct work for \$74,441
- Report was funded by Prop 1 IRWM Disadvantaged Community Involvement Grant Program
- Report was officially completed and submitted to SAWPA 9/30/2020



Commission Direction to Staff

November 3, 2020 – SAWPA Commission directed staff to proceed with initial Phase 1A Monitoring Program to Assess Homelessness Impact on Water Quality in the Upper Santa Ana River Watershed

- Subject to local match commitments.



Funding Partner Commitments for FY 21-22

- SAWPA (Regional Water Quality monitoring program) - \$112,500
-
- Riverside County Flood Control and Water Conservation District - \$10,000
-
- San Bernardino County Flood Control w-MS4 Co-permittees - \$10,000
-
- Total Available Funding - \$132,500



Commission Direction to Staff


- **November 3rd** – SAWPA Commission directs staff to proceed with initial Phase 1A Monitoring Program to Assess Homelessness Impact on Water Quality in the Upper Santa Ana River Watershed, subject to local match commitments.
- **May 3rd** – Staff Issues Request for Proposals

| | | | |
|--------------------|-----------------------|-----------------------------------|--------------------------|
| AECOM | DUDEK | Inland Empire | Tetra Tech, Inc. |
| Alta Environmental | EIP Associates | WaterKeeper | Weston Solutions |
| Brown and Caldwell | GEI Consultants, Inc. | Larry Walker and Associates | Wildermuth Environmental |
| Cardno Entrix | Geosyntec | Lynn Merrill and Associates, Inc. | Wood Environmental |
| CASC Engineering | Consultants | Montgomery Watson | |
| CDM Smith | Haley & Aldrich | | |
| CWE | HDR Engineering | | |

- **May 24th**– One Proposal Submitted
 - GEI Consultants

Key Factors in recommendation to proceed with GEI Consultants

- Experience and knowledge of the program goals and objectives
- Technical Expertise
- Working Relationship with SAWPA and Project Partners



Project Scope of Work & Schedule

- **Project Schedule**
 - **Start July 1, 2021**
 - **End June 30, 2022**

- **Project schedule subject to change based upon Santa Ana River clean-up activities planned by the City of Riverside in coordination with Riverside County Flood Control & Water Conservation District**

| Task | Activity/Deliverables | Complete By |
|---|---|--|
| Task 1 – Kickoff Meeting and Project Management | Kickoff Meeting | Within one week of NTP |
| | Quarterly Summaries | Within two weeks of September 30, December 31, 2021 and March 31, 2022 |
| | Presentations to SAWPA Commission, Task Forces, etc. | Up to one per group, scheduled as requested |
| Task 2 – Monitoring Plan and QAPP* | Draft Monitoring Plan and QAPP for SAWPA review | July 19, 2021 |
| | Final Monitoring Plan and QAPP | August 2, 2021 |
| Task 3 – Laboratory Contracts | Establish contract with laboratories | August 2, 2021 |
| | Coordinate laboratory during sample events | As needed |
| | Conduct QA/QC review, address data validity issues | Within two weeks of receipt of laboratory data after sample events |
| Task 4 – Preliminary Field Visits* | First visit to verify site locations | July 9, 2021 |
| | Second visit | August 15, 2021 |
| Task 5A – Dry Weather Event Sampling (RFP) | Complete dry season sampling events | October 31, 2021 |
| | Complete wet season sampling events | March 31, 2022 |
| Task – Data Management and Reporting | Submit Draft Homeless Monitoring Program Report for review | April 30, 2022 |
| | Submit Final Homeless Monitoring Program Report for review | June 30, 2022 |
| | Complete data management activities as required by Monitoring Plan and QAPP | June 30, 2022 |

Proposed Phase 1A Monitoring Locations

Preliminary Field Visits

First Field Visit

- Verify monitoring sites for homeless encampments

Second Field Visit

- Assess initial water quality, riparian habitat, and aquatic habitat conditions Encampment Population Estimate
- Conducted using physical surveys and high resolution aerial imagery



Dry-Weather Event Sampling and Trash Assessment

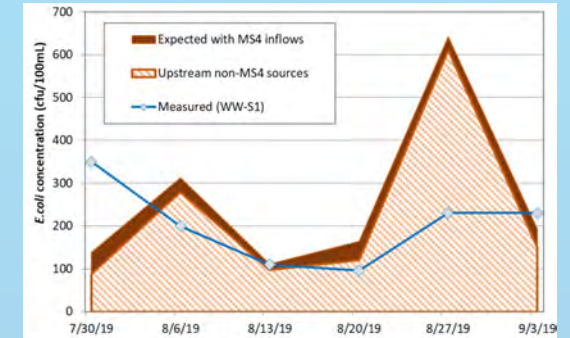
Dry Weather Sampling

Four sample events during dry weather in the dry and wet seasons are planned

- Collect water samples for TSS, *E. coli*, and Human Fecal Genetic Marker 183
- Water Quality Parameters: Temp, pH, DO, Turbidity, EC

Rapid Trash Assessment

- Level of trash
- Number of items found
- Threat to aquatic life
- Threat to human health
- Illegal Dumping
- Accumulation of Trash



Project Budget

| Task | Project Cost |
|--|--------------|
| Kickoff meeting and project management | \$17,664 |
| Monitoring Plan & QAPP preparation | \$13,499 |
| Laboratory Contract | \$4,625 |
| Preliminary field visits | \$21,953 |
| Dry Weather Event Sampling | \$39,861 |
| Data management and one annual report | \$21,912 |
| Total: | \$119,514 |



Recommendation

It is recommended that the Commission authorize the General Manager to execute a General Services Agreement and Task Order GEI386-01 for an amount not-to-exceed \$119,514 with GEI Consultants to oversee and implement the Upper Santa Ana River Watershed Homeless Encampment - Phase 1A Water Quality Monitoring and Trash Assessment.



Questions



Roundtable of Regions Network Coordinator for Fiscal Year Ending 2022 Term

Ian Achimore | Senior Watershed Manager
SAWPA Commission | Agenda Item 6.E.

June 15, 2021

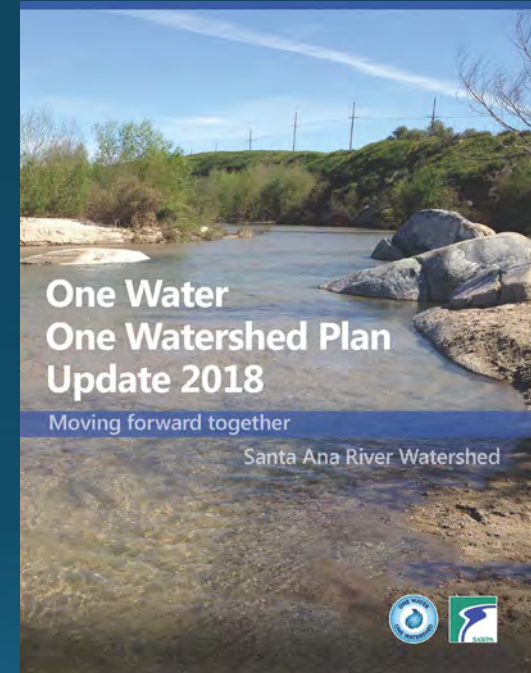


Recommendation

Authorize the General Manager to execute a General Services Agreement and Task Order JMC373-03 for an amount not to exceed \$72,900 with JM Consultants to fill the collaboratively funded Network Coordinator consultant role for the California IRWM Roundtable of Regions for fiscal year ending 2022.

Integrated Regional Water Management (IRWM)

- Formally began as a state-wide program in 2002 with passage of Senate Bill 1672.
- Since then, various bond measures such as Prop 1, have provide \$1.5 Billion in IRWM funding to projects that are selected through local IRWM planning in 48 regions.



The IRWM Plan in the Santa Ana River Watershed Region is the One Water One (OWOW) Watershed Plan Update 2018

Roundtable of IRWM Regions

- Started in 2006 as informal partnership. It now has a charter agreement and steering committee,
- Roundtable leverages relationships among organizations engaged in the IRWM Program to extend limited resources and amplify on-the-ground results, and
- The complexity of the Roundtable's work encourages the need for a dedicated professional who can coordinate the activity of the network.

Map of 48 IRWM Regions



Network Coordinator



- Task Areas:

- Maintenance of membership contact list.
- Schedule, coordinate, and note-take during, regular participant calls.
- Assist in development of summit for Roundtable & Department of Water Resources (DWR) engagement.
- Develop and administer surveys of membership to support IRWM Program.



Specific Consultant Activities for FYE 2022 Term

- Increased legislative activity related to state bond funding and state budget process,
- Recruit more IRWM regions to actively participate in Roundtable activities, develop recruitment brochure,
- Revise “IRWM 2.0” brochure,
- Increased focus on Roundtable website at www.roundtableofregions.org, and
- Facilitate ongoing meetings and coordinate general activities of the Roundtable.



RFP Process for Network Coordinator

| Milestone | Date |
|---|-----------------------------|
| SAWPA Commission Approval of RFP* | May 4, 2021 |
| RFP Responses Due | May 25, 2021 |
| SAWPA Coordination with Roundtable of Regions | May 26 through June 2, 2021 |
| SAWPA Commission to Consider Task Order | June 15, 2021 |

*On May 4, the Commission also approved the Network Coordinator Cost Sharing Agreement Extension to jointly fund the Network Coordinator with 12 other IRWM regions.


RFP Response

- RFP distributed to over 10 firms/individuals; one response received from current firm (JM Consultants),
- SAWPA seeking to understand reason for low response rate,
- In 2019 there was also one response for the first Network Coordinator RFP, and
- One possible reason is that consultants who do IRWM-related work see this statewide network coordinator role as a conflict of interest with their specific local IRWM region duties.



JM Consultants – Firm Profile

- Experience in IRWM Planning and Regional Efforts:
 - Roundtable of Regions Network Coordinator.
 - Yosemite-Mariposa Integrated Regional Water Management Plan.
 - Proposition 1 Disadvantaged Communities and Tribal Involvement Project for the Mountain Counties IRWM Region.
 - Disadvantaged Communities Involvement Lessons Learned Summit.
 - Sacramento Water Conservation Advisory Group.



Budget Considerations

- On May 4, 2021, the Commission approved executing cost share agreement extension and providing \$5,000 in funding toward the consultant's FYE 2022 term,
- Twelve other IRWM regions are also signatory to the agreement extension and providing individual funding amounts in the range of \$1,000 to \$10,300, and
- JM Consultants proposed budget is in line with the total amount of funding SAWPA and the twelve other IRWM regions are providing, and
- JM Consultants currently in budget for FYE 2021 task order.



How SAWPA Benefits

- Roundtable is a trusted partner to the State & Association of California Water Agencies (ACWA)
 - Instrumental in changes to the IRWM Program that benefit the watershed.
- Supporting the Network Coordinator is a statewide role for SAWPA.
- IRWM program has provided over \$140 million in grant through SAWPA to SAWPA member agencies and stakeholders to help offset ratepayers.
- The Roundtable is now an important coalition of IRWM regions serving as a voice for continued support of IRWM and IRWM grant dollars.



Recommendation

Authorize the General Manager to execute a General Services Agreement and Task Order JMC373-03 for an amount not-to-exceed \$72,900 with JM Consultants to fill the collaboratively funded Network Coordinator consultant role for the California IRWM Roundtable of Regions for fiscal year ending 2022.

