

3. Project Development

Activity #	
18	Technical Assistance / Project Implementation
19	OWOW Plan Update 2018
20	CivicSpark Water Fellows



Activity 18: Technical Assistance / Project Implementation

- Objective: Technical Assistance (TA) funding to support the development of projects and programs that address the needs of disadvantaged and underrepresented communities.
- Available funding: \$ 2.9M
- DCI TAC recommends projects for approval by the OWOW Steering Committee and the SAWPA Commission
- Initial Application Review: September 27, 2019



List of pre-Approved Projects

Technical Assistance / Project Implementation	
Tribal Advisory Committee	\$ 125,000.00
Assessment of Homelessness Impacts	\$ 74,441.00
Soboba Asbestos Pipes	\$ 500,000.00
Replenish Big Bear	\$ 500,000.00
Total Budget	\$ 2,991,588.00

Remaining Funds to be Allocated	\$ 1,792,147.00
---------------------------------	-----------------




Applications Received

City of Fullerton	Fullerton's Water Future - Ensuring Delivery of Clean, Safe Drinking Water	\$ 500,000.00
City of Rialto	Bohnert/Banyon Septic to Sewer Project	\$ 277,990.00
City of Santa Ana	Washington Avenue Well Project	\$ 630,000.00
City of Santa Ana	Recycled Water Use Expansion Project	\$ 529,000.00
Huerta del Valle	Feasibility study for reconnecting and enhancing water resources for greater community and environmental benefit	\$ 500,000.00
Mesa Water District	Mesa Water Reliability Facility Outreach Center – Design/Engineering, CEQA and DAC Involvement/Outreach	\$ 498,478.00
Orange County Environmental Justice Education Fund (OCEJEF)	Building Community Capacity with PhotoVoice: Documenting Orange County's Disadvantaged Community Water Concerns & Communicating with Decision-makers	\$ 447,720.00
Orange County Water District	Watershed Education and Field Trip Program for Disadvantaged Community Elementary School Students	\$ 450,000.00
San Bernardino Valley Municipal Water District/Inland Empire Resource Conservation District	Louis Robidoux Nature Consortium, Tribal Programming and Engagement	\$ 393,375.00



OWOW Proposition 1 Round 1 Integrated Regional Water Management Project Grant Application and Related Agreements



SAWPA Commission
October 1, 2019




Recommendation

- That the SAWPA Commission adopt Resolution 2019.7 that allows:
 - The SAWPA General Manager, or his designee, submit a Proposition 1 Round 1 Integrated Regional Water Management Implementation Grant application to the Department of Water Resources; and
 - The SAWPA General Manager, or his designee, to enter into a Grant Agreement with the Department of Water Resources and agreements with the Round 1 project proponents.

Round 1 Funding Allocation

Funding Area	Round 1 General Grant	Round 1 DAC Grant	Round 2 General Grant	Round 2 DAC Grant
Santa Ana	\$21,925,000	\$2,205,000	\$21,925,000	\$4,095,000
	50%	35%	50%	65%




- Total Round 1 funding allocation = \$24.1 Million
- All overall project proposals must:
 - Respond to climate change, and
 - Contribute to regional water self-reliance.

- All individual projects must:
 - Address the most critical needs of the IRWM region,
 - Be consistent with Statewide Priorities,
 - Have an expected useful life, and
 - Have CEQA/permits acquired within 12 months of final grant award.

Prop 1 IRWM Funding Allocation Per the North Orange County MOU

Funding Area	Round 1 General Grant	Round 1 DAC Grant	Round 2 General Grant	Round 2 DAC Grant
Santa Ana	\$21,925,000	\$2,205,000	\$21,925,000	\$4,095,000
	50%	35%	50%	65%



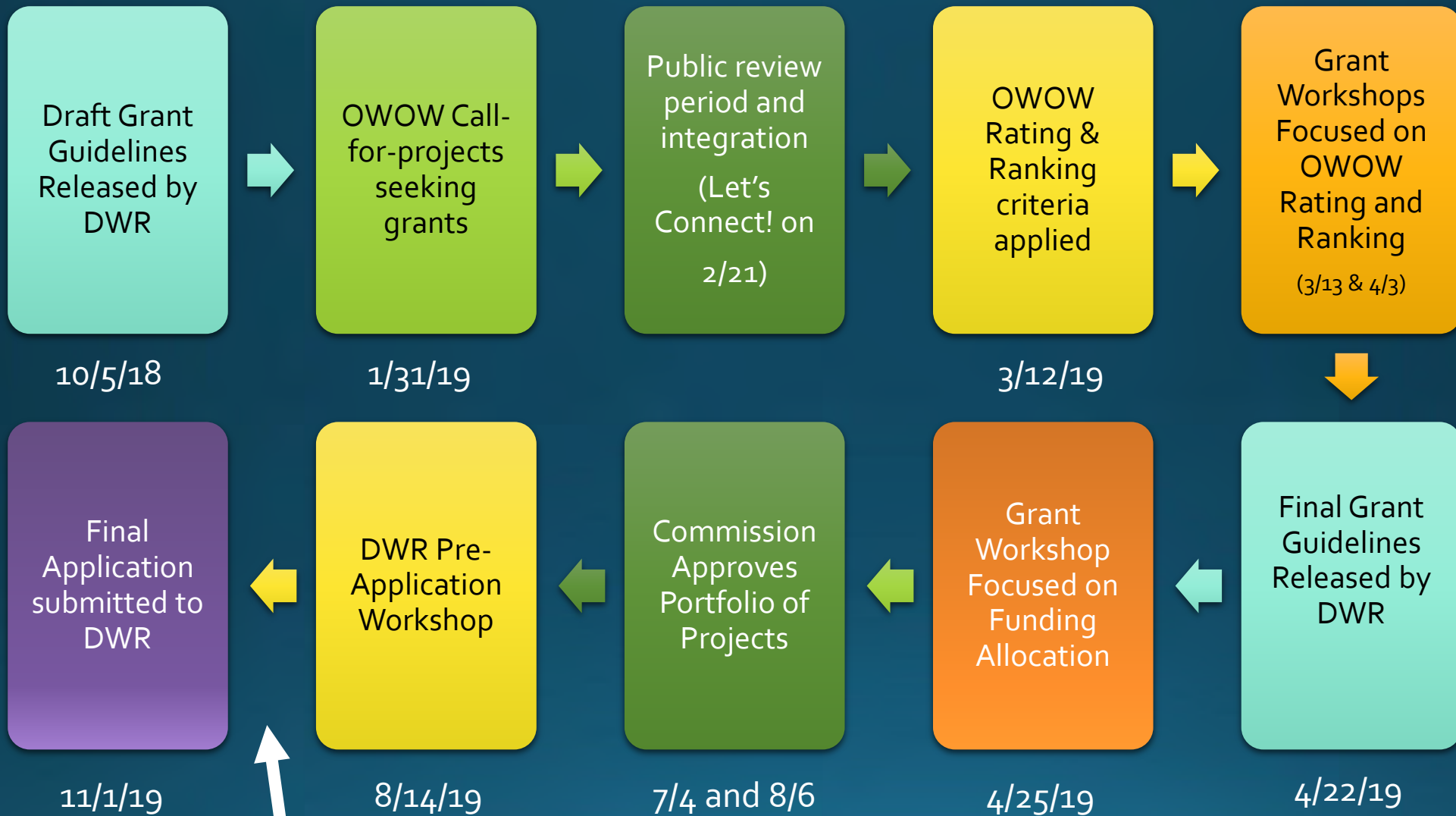
Sub-Region	Allocation	Round 1 General Grant
North OC	30%	\$6,248,625
Upper Watershed	60%	\$12,497,250
Watershed-wide	10%	\$2,082,875
Total	100%	\$21,925,000



Prop 1 Round 1 Projects

IRWM Solicitation	Project	Project Lead	Grant Award
OWOW	Replenish Big Bear	Big Bear Area Regional Wastewater Agency	\$4,563,338
	Evans Lake Tributary Restoration and Camp Evans Recreation	San Bernardino Valley Municipal Water District	\$2,000,000
	Well 30 Wellhead Treatment Project	Monte Vista Water District	\$3,431,225
	Regional Comprehensive Landscape Rebate Program	Project Partners*	\$2,767,344
	Physical Harvesting of Algal Biomass in Lake Elsinore – Pilot Program	City of Lake Elsinore	\$297,000
	Santa Ana Mountains Watershed Protection Project	Cleveland National Forest	\$497,998
	Enhancements to Watershed-Wide Water Budget Decision Support Tool	Santa Ana Watershed Project Authority	\$500,000
	Joint IEUA-JCSD Regional Water Recycling Program	Inland Empire Utilities Agency	\$2,617,971
North OC	Groundwater Replenishment System Final Expansion	Orange County Water District	\$3,589,553
	Raitt & Myrtle Park	City of Santa Ana	\$2,359,072
	OC SmartScape	Orange County Coastkeeper	\$300,000
N/A	Grant Management (5% of Total Grant Award)	Santa Ana Watershed Project Authority	\$1,206,500
Total			\$24,130,000

*MWDOC, EMWD, IEUA, SBVMWD, WMWD and Big Bear Lake Department of Water and Power.



We are here

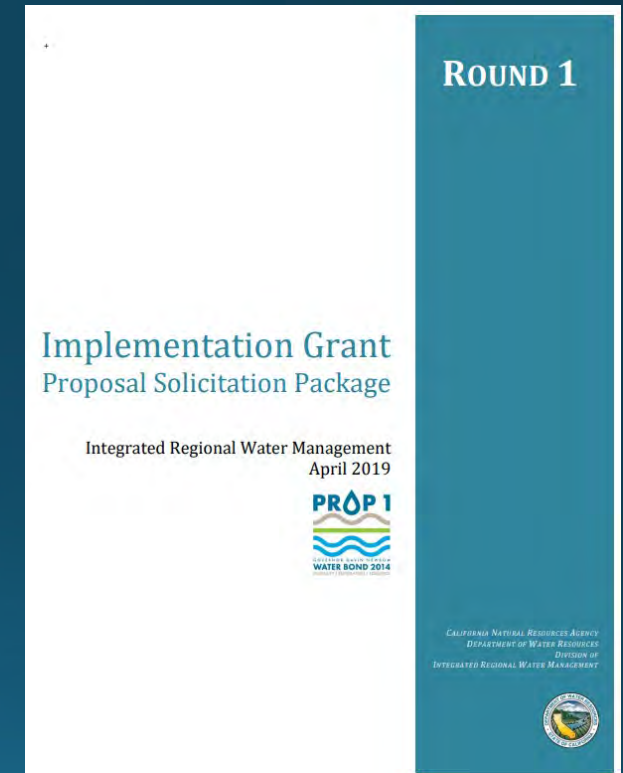
Example of Comments Received from DWR



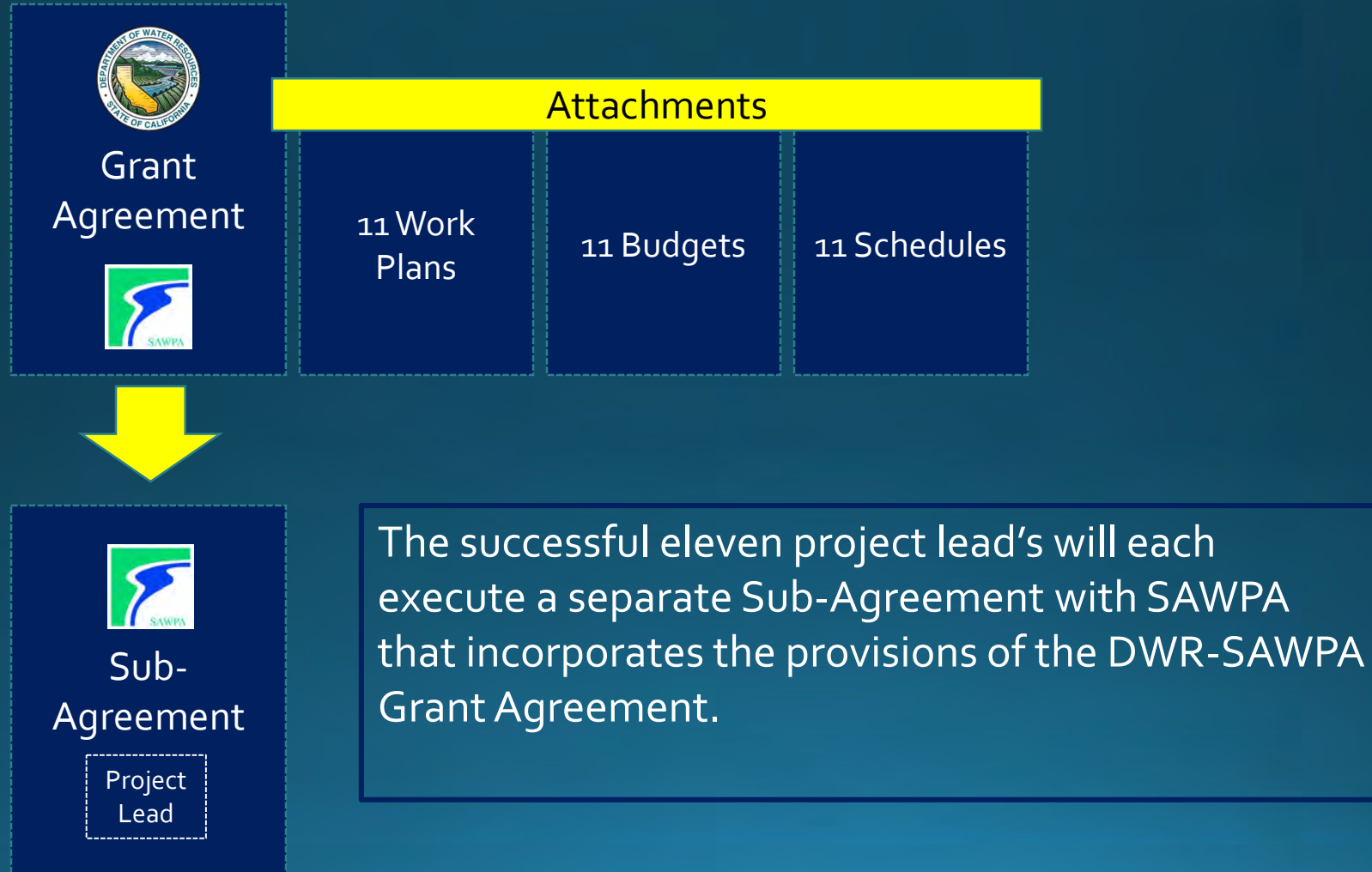
- Need to correctly categorize projects in DWR's classification such as "decision support tool."
- Need to ensure appropriate coordination has been done with groundwater sustainability agencies per the Sustainable Groundwater Management Act.
- Need to ensure costs estimates for all budget categories are included.
- Need to thoroughly describe how project(s) are an example of an innovative technology or practice.

Next Steps

- Dudek and SAWPA will compile and submit final application to DWR on November 1.
 - Final application to address DWR's comments from workshop.
- DWR to approve application in early 2020.
- SAWPA-DWR grant agreement and SAWPA agreements with project proponents to be developed in early 2020.



Agreements to Be Executed



Recommendation

- That the SAWPA Commission adopt Resolution 2019.7 that allows:
 - The SAWPA General Manager, or his designee, submit a Proposition 1 Round 1 Integrated Regional Water Management Implementation Grant application to the Department of Water Resources; and
 - The SAWPA General Manager, or his designee, to enter into a Grant Agreement with the Department of Water Resources and agreements with the Round 1 project proponents.

Proposition 84 Rounds 1 & 2 Projects Status Update

October 1, 2019
Commission Meeting



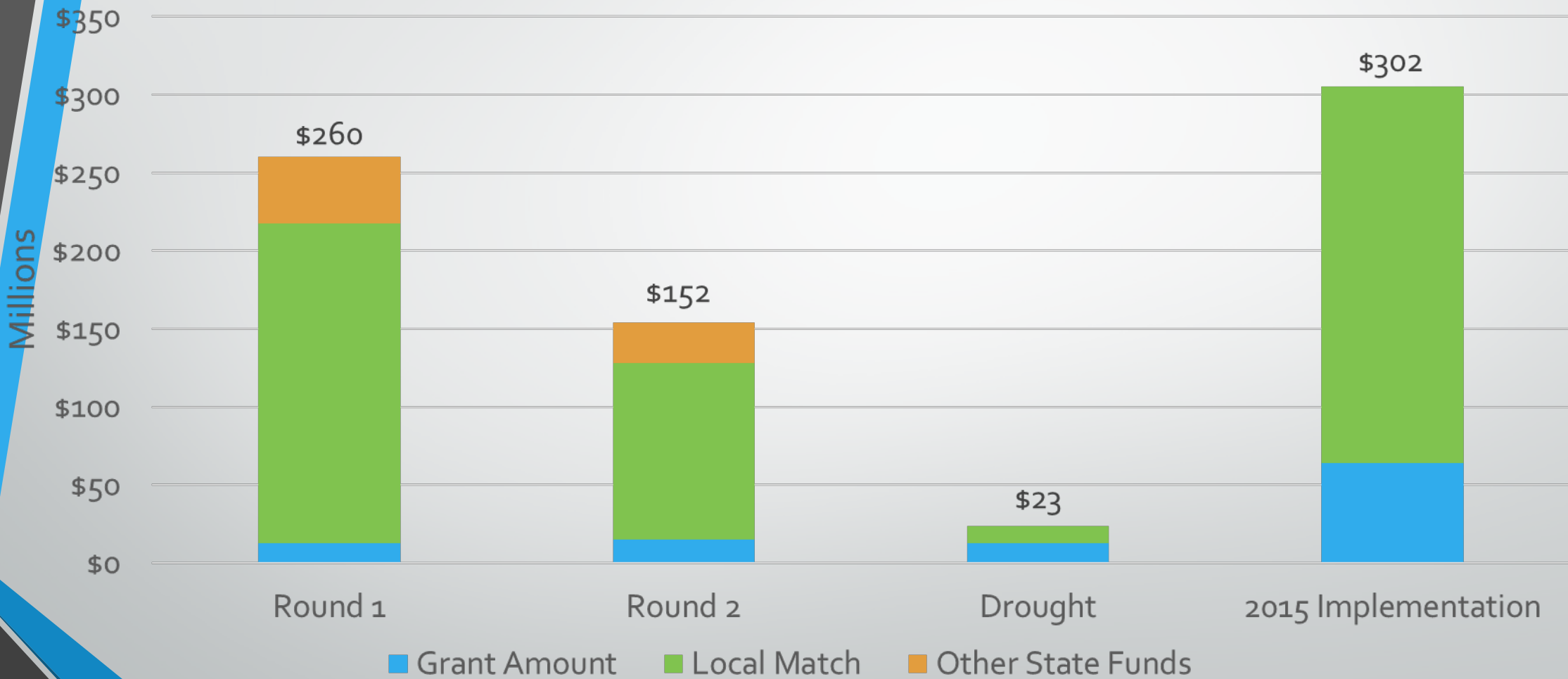
Marie Jauregui
Project Manager

Proposition 84 Project Status

Round	No. of Projects	Projects Complete*	Grant Amount	Grant Invoiced	Total Cost
Round 1	13	13	\$12.0M	\$12.0 M	\$261M
Round 2	18	11	\$14.5M	\$9.3M	\$152M
Drought Round	2	0	\$12.0M	\$7.7M	\$23M
2015 Implementation Round	3	0	\$61.0M	\$20.8M	\$302M
Total	36	24	\$99.5M	\$49.8M	\$737M

*Includes projects that are substantially complete

Total Project Cost Components



Projected Watershed-Wide Benefits of All Four Rounds of OWOW Prop 84 IRWM Projects

- Reduces water demand by 18,000 AFY representing 36,000 households
- Recharges 180,000 AF of additional imported water
- Produces 18,000 AFY of desalted groundwater
- Removes 29,000 tons of salt from groundwater per year
- Creates 11,000 AFY of additional recycled water
- Captures 44,000 AFY of stormwater for beneficial use
- Restores 3,800 acres of environmental habitat
- Reduces nonpoint source pollution by 29,000 pounds per year
- Reduces flood risk damage by \$91 million
- Creates about 11,000 construction related jobs

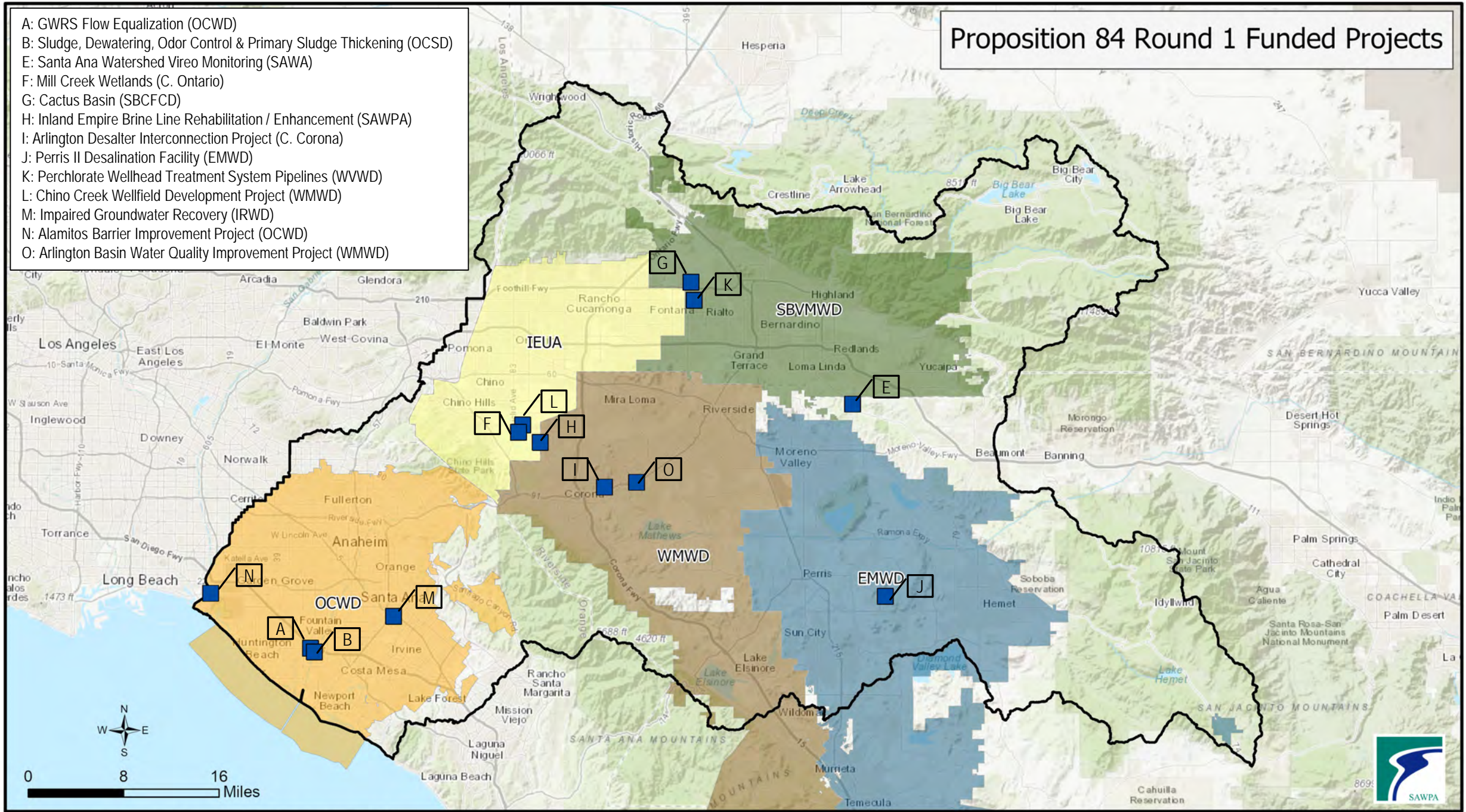


Round 1 Projects

(August 2011 – June 2019)

Proposition 84 Round 1 Funded Projects

- A: GWRS Flow Equalization (OCWD)
- B: Sludge, Dewatering, Odor Control & Primary Sludge Thickening (OCSD)
- E: Santa Ana Watershed Vireo Monitoring (SAWA)
- F: Mill Creek Wetlands (C. Ontario)
- G: Cactus Basin (SBCFCD)
- H: Inland Empire Brine Line Rehabilitation / Enhancement (SAWPA)
- I: Arlington Desalter Interconnection Project (C. Corona)
- J: Perris II Desalination Facility (EMWD)
- K: Perchlorate Wellhead Treatment System Pipelines (WWWD)
- L: Chino Creek Wellfield Development Project (WMWD)
- M: Impaired Groundwater Recovery (IRWD)
- N: Alamitos Barrier Improvement Project (OCWD)
- O: Arlington Basin Water Quality Improvement Project (WMWD)



Proposition 84 Round 1 Project Status Update

Project Name	Agency	Grant Amount	Required Funding Match	Add'l Cost Share	Total Project Cost	% Project Complete
Grant Agreement Administration	SAWPA	\$ 660,004	\$ 0 0.00%	\$0	\$ 660,004	98%
GWRS Flow Equalization	OCWD	\$ 1,000,000	\$ 1,180,760 7.67%	\$ 13,218,920 ¹	\$ 15,399,680	100% <i>Retention Released</i>
Sludge, Dewatering, Odor Control & Primary Sludge Thickening	OCSD	\$ 1,000,000	\$ 36,638,218 26.00%	\$ 103,278,005	\$ 140,916,223	99%
Santa Ana Watershed Vireo Monitoring	SAWA	\$ 600,000	\$ 225,994 26.00%	\$ 43,213	\$ 869,207	100% <i>Retention Released</i>
Mill Creek Wetlands	Ontario	\$ 1,000,000	\$ 1,615,000 8.85%	\$ 15,635,000 ²	\$ 18,250,000	100% <i>Retention Released</i>

¹ \$13,218,920 in Other State Funds

² \$15,420,000 in Other State Funds

Proposition 84 Round 1 Project Status Update


Project Name	Agency	Grant Amount	Required Funding Match	Add'l Cost Share	Total Project Cost	% Project Complete
Cactus Basin	SBCFCD	\$ 1,000,000	\$ 4,427,155 29.96%	\$ 9,350,026	\$ 14,777,181	100% <i>Retention Released</i>
Inland Empire Brine Line Rehabilitation / Enhancement	SAWPA	\$ 1,000,000	\$ 698,153 10.07%	\$ 5,234,576 ³	\$ 6,932,729	100% <i>Retention Released</i>
Arlington Desalter Interconnection Project	Corona	\$ 400,000	\$ 350,493 26.00%	\$ 597,556	\$ 1,348,049	100% <i>Retention Released</i>
Perris II Desalination Facility	EMWD	\$ 1,000,000	\$ 607,296 26.00%	\$ 728,456	\$ 2,335,752	100% <i>Retention Released</i>
Perchlorate Wellhead Treatment System Pipelines	WVWD	\$ 1,000,000	\$ 368,940 26.00%	\$ 50,060	\$ 1,419,000	100% <i>Retention Released</i>

³ \$5,234,576 in Other State Funds

Proposition 84 Round 1 Project Status Update

Project Name	Agency	Grant Amount	Required Funding Match	Add'l Cost Share	Total Project Cost	% Project Complete
Chino Creek Wellfield Development Project	WMWD	\$ 1,000,000	\$ 1,646,091 26.00%	\$ 3,685,027	\$ 6,331,118	100% <i>Retention Release Requested</i>
Impaired Groundwater Recovery	IRWD	\$ 1,000,000	\$ 20,148,848 53.99%	\$ 16,173,122	\$ 37,321,970	100% <i>Retention Released</i>
Alamitos Barrier Improvement Project	OCWD	\$ 1,000,000	\$ 650,600 5.61%	\$ 9,956,000 ⁴	\$ 11,606,600	100% <i>Retention Released</i>
Arlington Basin Water Quality Improvement Project	WMWD	\$ 1,000,000	\$ 900,000 33.21%	\$ 809,670	\$ 2,709,670	97%
Total		\$ 12,660,004	\$ 69,457,548 26.69%	\$ 178,759,631	\$ 260,217,179	

⁴ \$9,956,000 in Other State Funds



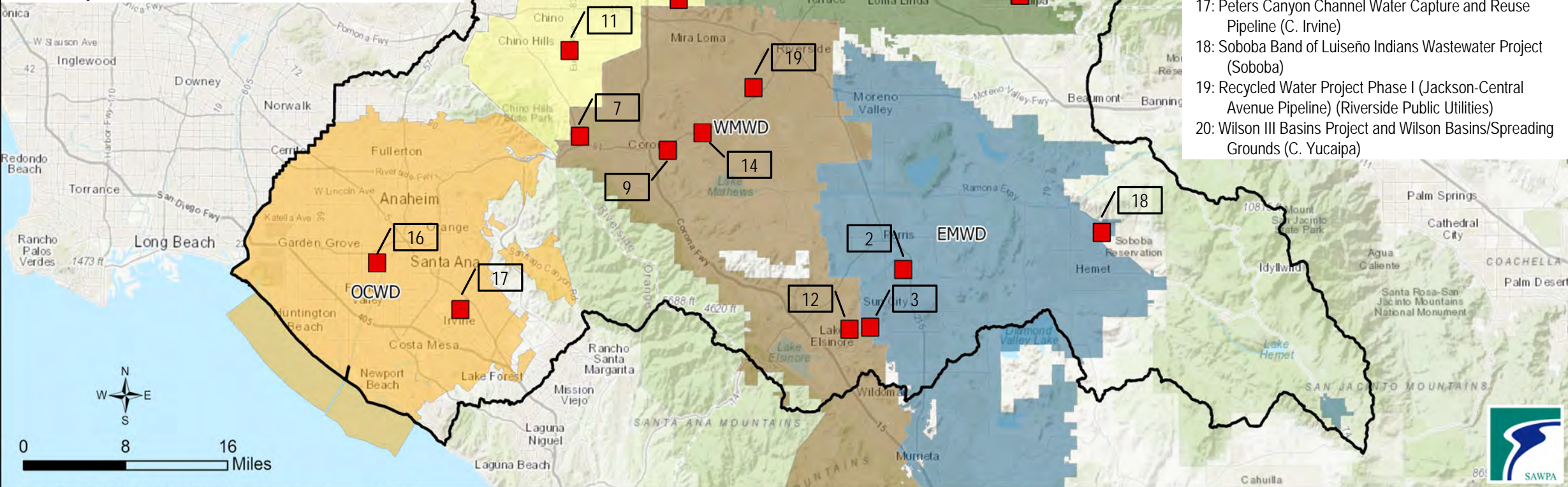
Round 2 Projects

(February 2014 – December 2020)

Proposition 84 Round 2 Funded Projects

- 2: Perris Desalination Program - Brackish Water Well 94 (EMWD)
- 3: Quail Valley Subarea 9 Phase 1 Sewer System Project (EMWD)
- 4: Forest First - Increase Stormwater Capture and Decrease Sediment Loading through Forest Ecological Restoration (US Forest Service)
- 5: Wineville Regional Recycled Water Pipeline and Groundwater Recharge System Upgrades (IEUA)
- 6: Plunge Creek Water Recharge and Habitat Improvement (SBVMWD)
- 7: Prado Basin Sediment Management Demonstration Project (OCWD)
- 8: San Sevaïne Ground Water Recharge Basin (IEUA)
- 9: Corona/Home Gardens Multi-Jurisdictional Water Transmission Line Project (C. Corona)
- 10: Enhanced Stormwater Capture and Recharge along the Santa Ana River (SBVMWD)
- 11: Regional Residential Landscape Retrofit Program (IEUA)
- 12: Canyon Lake Hybrid Treatment Process (LESJWA)
- 14: Customer Handbook to Using Water Efficiently in the Landscape (WMWD)
- 15: Lower Day Basin (IEUA)

- 16: Commercial/Industrial/ Institutional Performance-Based Water Use Efficiency Program (MWDOC)
- 17: Peters Canyon Channel Water Capture and Reuse Pipeline (C. Irvine)
- 18: Soboba Band of Luiseño Indians Wastewater Project (Soboba)
- 19: Recycled Water Project Phase I (Jackson-Central Avenue Pipeline) (Riverside Public Utilities)
- 20: Wilson III Basins Project and Wilson Basins/Spreading Grounds (C. Yucaipa)



Proposition 84 Round 2 Project Status Update

Project Name	Agency	Grant Amount	Required Funding Match	Add'l Cost Share	Total Project Cost	% Grant Billed	% Constr. Complete	% Project Complete
Grant Agreement Administration	SAWPA	\$ 627,405	\$ 0 0.00%	\$ 0	\$ 627,405	78%	N/A	78%
Perris Desalination Program Well 94	EMWD	\$ 1,000,000	\$ 0 0.00%	\$ 9,238,280	\$ 10,238,280	100%	100%	99%
Quail Valley Subarea 9 Phase I Sewer System	EMWD	\$ 1,930,000	\$ 2,960,000 37.00%	\$ 3,110,000	\$ 8,000,000	25%	99%	99%
Forest First	USFS	\$ 1,000,000	\$ 2,055,039 37.00%	\$ 2,499,121	\$ 5,554,160	35%	65%	65%
Wineville Regional Recycled Water Pipeline/GW Recharge System Upgrades	IEUA	\$ 1,000,000	\$ 0 0.00%	\$ 29,500,000 ¹	\$ 30,500,000	100%	100%	99%

¹ \$29,500,000 in Other State Funds

Green – Project on schedule or ahead of schedule

Yellow/Green – Delay experienced but will finish prior to Grant Completion Date

Yellow – Delay experienced, not on schedule, unsure if project will complete on time

Orange/Red – Project behind schedule, unsure if project will complete on time, or requires additional information

Proposition 84 Round 2 Project Status Update

Project Name	Agency	Grant Amount	Required Funding Match	Add'l Cost Share	Total Project Cost	% Grant Billed	% Constr. Complete	% Project Complete
Plunge Creek Water Recharge and Habitat Improvement	SBVWCD	\$ 500,000	\$ 184,731 26.00%	\$ 25,769	\$ 710,500	28%	0%	50%
Prado Basin Sediment Mgmt Demonstration Project	OCWD	\$ 750,000	\$ 1,444,000 37.00%	\$ 1,704,000	\$ 3,898,000	0%	0%	35%
San Sevaine GW Recharge Basin	IEUA	\$ 750,000	\$ 925,001 32.34%	\$ 1,184,999	\$ 2,860,000	100%	90%	99%
Corona/Home Gardens Multi-Jurisdictional Wtr Transmission Line	Corona	\$ 1,300,000	\$ 2,327,494 37.00%	\$ 2,663,031	\$ 6,290,525	100%	100%	100%

Green – Project on schedule or ahead of schedule

Yellow/Green – Delay experienced but will finish prior to Grant Completion Date

Yellow – Delay experienced, not on schedule, unsure if project will complete on time

Orange/Red – Project behind schedule, unsure if project will complete on time, or requires additional information

Proposition 84 Round 2 Project Status Update

Project Name	Agency	Grant Amount	Required Funding Match	Add'l Cost Share	Total Project Cost	% Grant Billed	% Constr. Complete	% Project Complete
Enhanced SW Capture/Recharge Along the SAR	SBVMWD	\$ 1,000,000	\$ 11,581,000 37.00%	\$ 18,719,000	\$ 31,300,000	100%	100%	45%
Regional Residential Landscape Retrofit	IEUA	\$ 500,000	\$ 370,000 37.00%	\$ 130,000	\$ 1,000,000	99%	N/A	99%
Canyon Lake Hybrid Treatment Process	LESJWA	\$ 500,000	\$ 327,635 37.00%	\$ 57,865	\$ 885,500	100%	100%	100% <i>Retention Released</i>
Customer Handbook to Using Water Efficiently	WMWD	\$ 120,000	\$ 42,000 25.93%	\$ 0	\$ 162,000	100%	N/A	100%
Lower Day Basin	IEUA	\$ 750,000	\$ 1,531,171 37.00%	\$ 1,857,130	\$ 4,138,301	0%	0%	75%

Green – Project on schedule or ahead of schedule

Yellow/Green – Delay experienced but will finish prior to Grant Completion Date

Yellow – Delay experienced, not on schedule, unsure if project will complete on time

Orange/Red – Project behind schedule, unsure if project will complete on time, or requires additional information

Proposition 84 Round 2 Project Status Update

Project Name	Agency	Grant Amount	Required Funding Match	Add'l Cost Share	Total Project Cost	% Grant Billed	% Constr. Complete	% Project Complete
CII Performance Based WUE Program	MWDOC	\$ 500,000	\$ 898,179 37.00%	\$ 1,029,333	\$ 2,427,512	100%	N/A	83%
Peters Canyon Channel Water Capture and Reuse Pipeline	Irvine	\$ 1,000,000	\$ 3,211,086 37.00%	\$ 4,467,523	\$ 8,678,609	100%	100%	100% <i>Retention Released</i>
Soboba Band of Luiseno Indians Wastewater Project	Soboba	\$ 147,905	\$ 53,000 26.38%	\$ 0	\$ 200,905	100%	N/A	100% <i>Retention Released</i>
Recycled Water Project Phase I	Riverside	\$ 1,000,000	\$ 8,030,000 37.00%	\$ 12,670,000	\$ 21,700,000	50%	50%	50%

Green – Project on schedule or ahead of schedule

Yellow/Green – Delay experienced but will finish prior to Grant Completion Date

Yellow – Delay experienced, not on schedule, unsure if project will complete on time

Orange/Red – Project behind schedule, unsure if project will complete on time, or requires additional information

Proposition 84 Round 2 Project Status Update

Project Name	Agency	Grant Amount	Required Funding Match	Add'l Cost Share	Total Project Cost	% Grant Billed	% Constr. Complete	% Project Complete
Wilson III Basins Project and Wilson Basins/ Spreading Grounds	Yucaipa	\$ 750,000	\$ 4,825,807 37.00%	\$ 7,466,914	\$ 13,042,721	0%	0%	58%
Total		\$ 15,125,310	\$ 40,766,143 26.78%	\$ 96,322,965	\$ 152,214,418	65%		81%

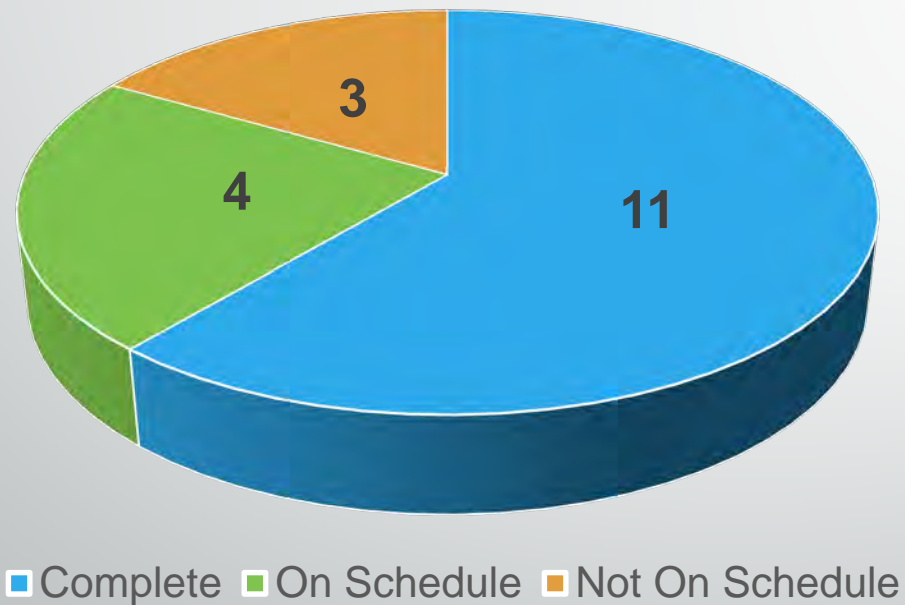
Green – Project on schedule or ahead of schedule

Yellow/Green – Delay experienced but will finish prior to Grant Completion Date

Yellow – Delay experienced, not on schedule, unsure if project will complete on time

Orange/Red – Project behind schedule, unsure if project will complete on time, or requires additional information

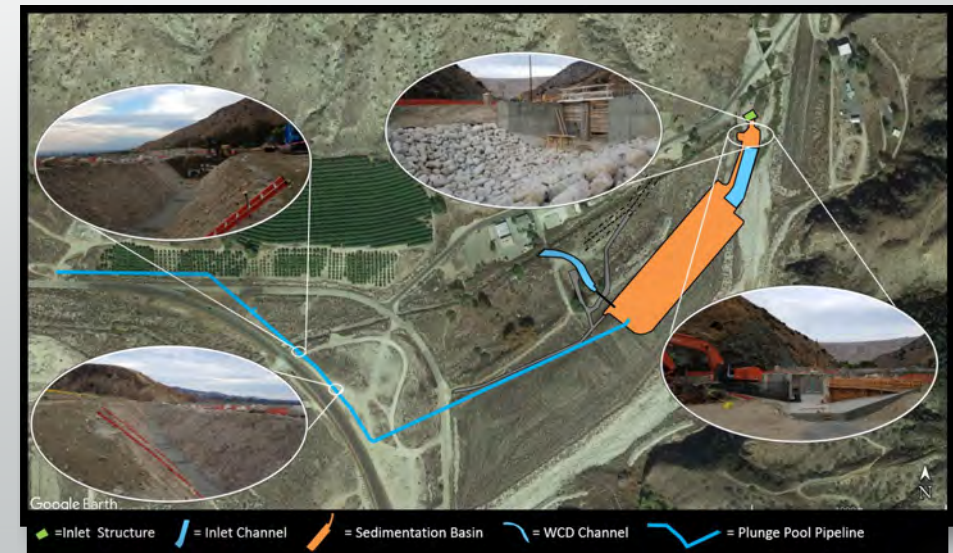
Prop 84 Round 2 Project Status Update



- Plunge Creek Water Recharge and Habitat Improvement (SBVWCD)
- Recycled Water Project Phase I (Riverside Public Utilities)
- Wilson III Basins Project and Wilson Basins/Spreading Grounds (City of Yucaipa)

Proposition 84 Round 2 Amendment Request

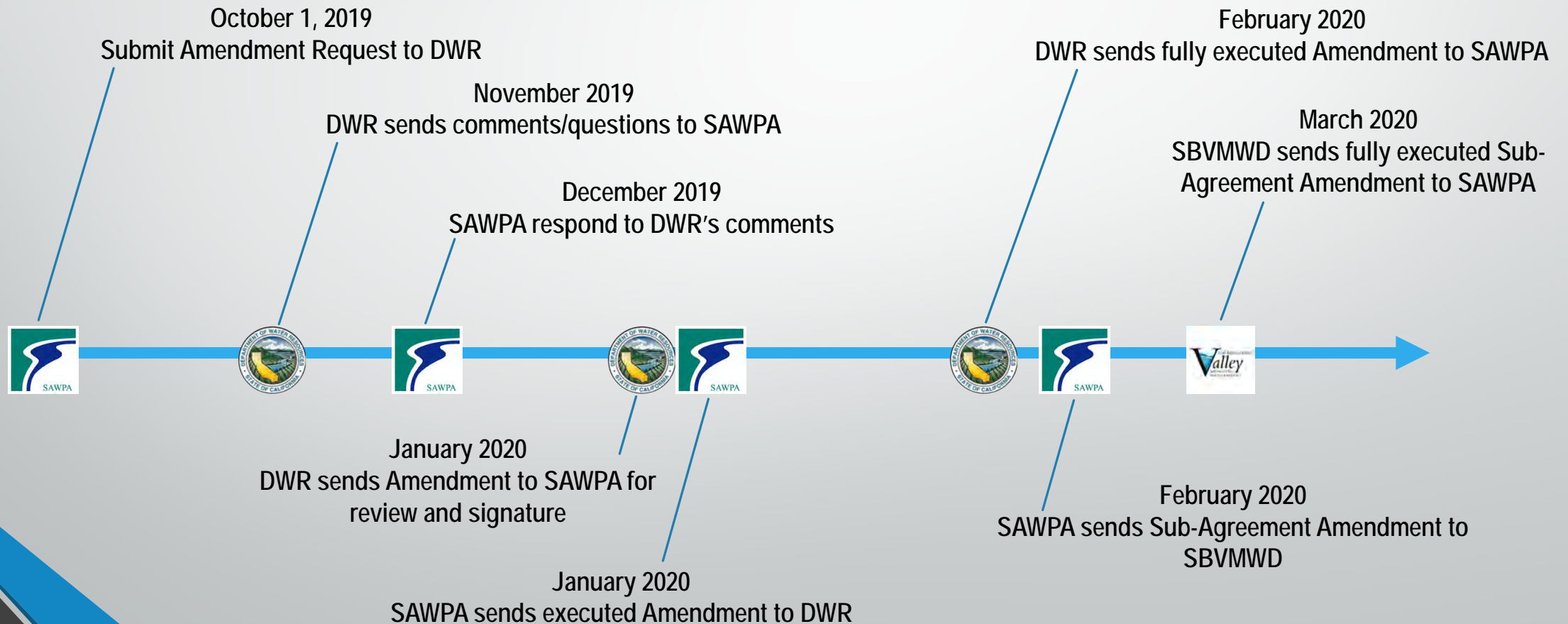
- Enhanced Stormwater Capture / Recharge Along the Santa Ana River
 - 1A (complete)
 - Outside the Wash Plan
 - Diversion and recharge of up to 32,000 AFY and instantaneous flow of 200 cfs



Proposition 84 Round 2 Amendment Request

- Enhanced Stormwater Capture / Recharge Along the Santa Ana River
 - 1B (request to be removed from the scope)
 - Inside the Wash Plan
 - Delayed due to federal land exchange (approved by Congress on March 12, 2019)
 - Requires NEPA
 - Construction delayed until after grant termination date
 - Will still be constructed, but not as part of the grant

Proposition 84 Round 2 Amendment Request



Recommendation

- Receive and file a Proposition 84 Project Status Update
- Direct staff to execute an amendment to the Grant Agreement between SAWPA and the Department of Water Resources