

City of Colton Grant of Deed

SAWPA Commission

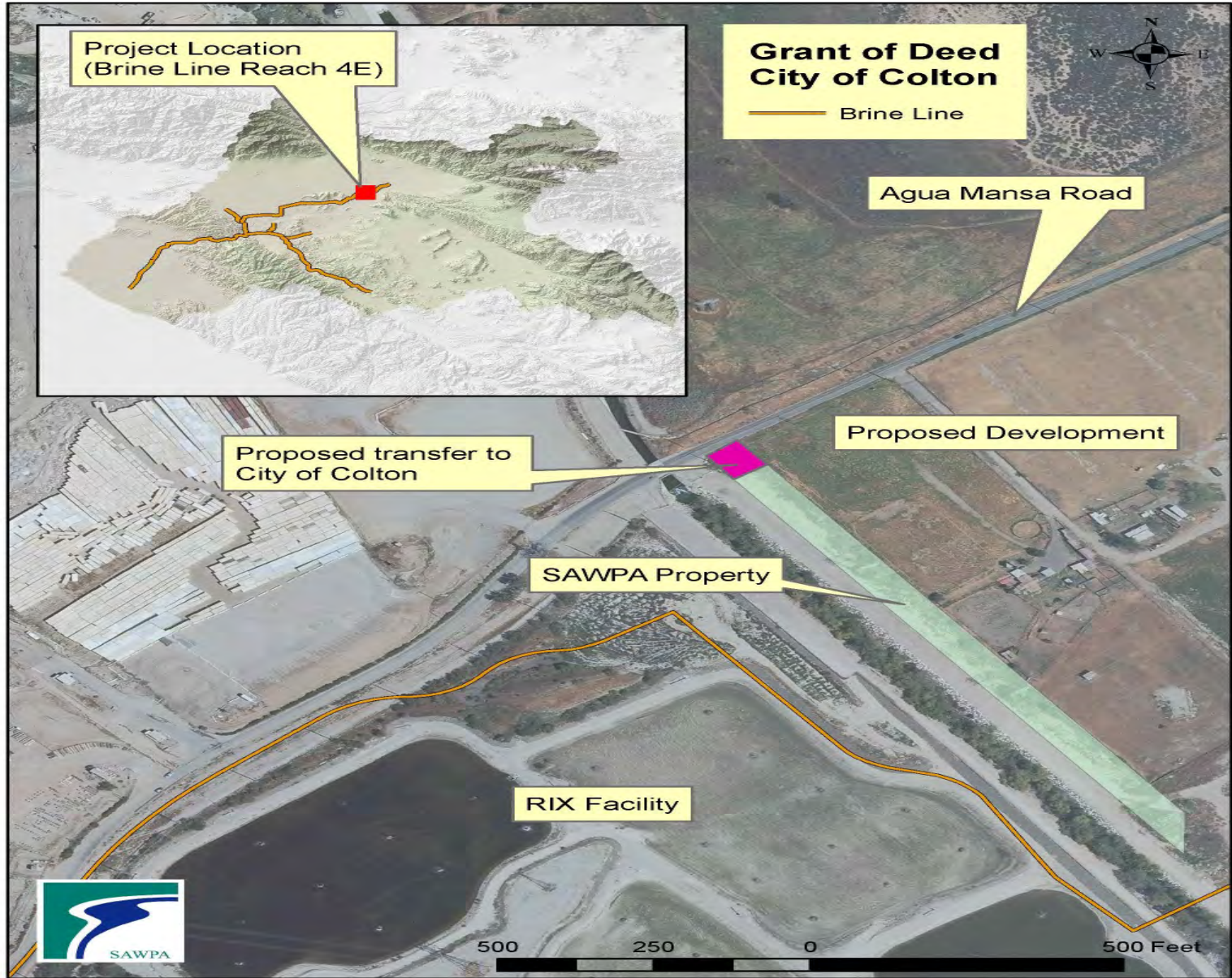
Item 6.B

February 5, 2019

City of Colton – Grant of Deed

Recommendation to Commission:

- Authorize the General Manager to execute a Grant of Deed to the City of Colton granting a portion of APN 0260-081-14 for right-of-way purposes



City of Colton – Grant of Deed



City of Colton – Grant of Deed

Recommendation to Commission:

- Authorize the General Manager to execute a Grant of Deed to the City of Colton granting a portion of APN 0260-081-14 for right-of-way purposes

SAWPA Board Room Improvements

SAWPA Commission
Item 5.C
February 5, 2019

SAWPA Board Room

Recommendation to Commission:

- Provide direction to the General Manager on the proposed improvements to the Board Room.

SAWPA Board Room

- Approved Board Room improvements:
 - Table restoration
 - Projection screen and SAWPA display
 - Electrical outlets
 - Replace furniture
 - Carpet replacement



Current



Option 1



Option 2



Option 3

SAWPA Board Room

Recommendation to Commission:

- Provide direction to the General Manager on the proposed improvements to the Board Room.

Page Intentionally Blank

SAWPA

Assessing Homelessness Impact on Water Quality, Riparian and Aquatic Habitat in Upper Santa Ana River Watershed

Rick Whetsel

Senior Watershed Manager

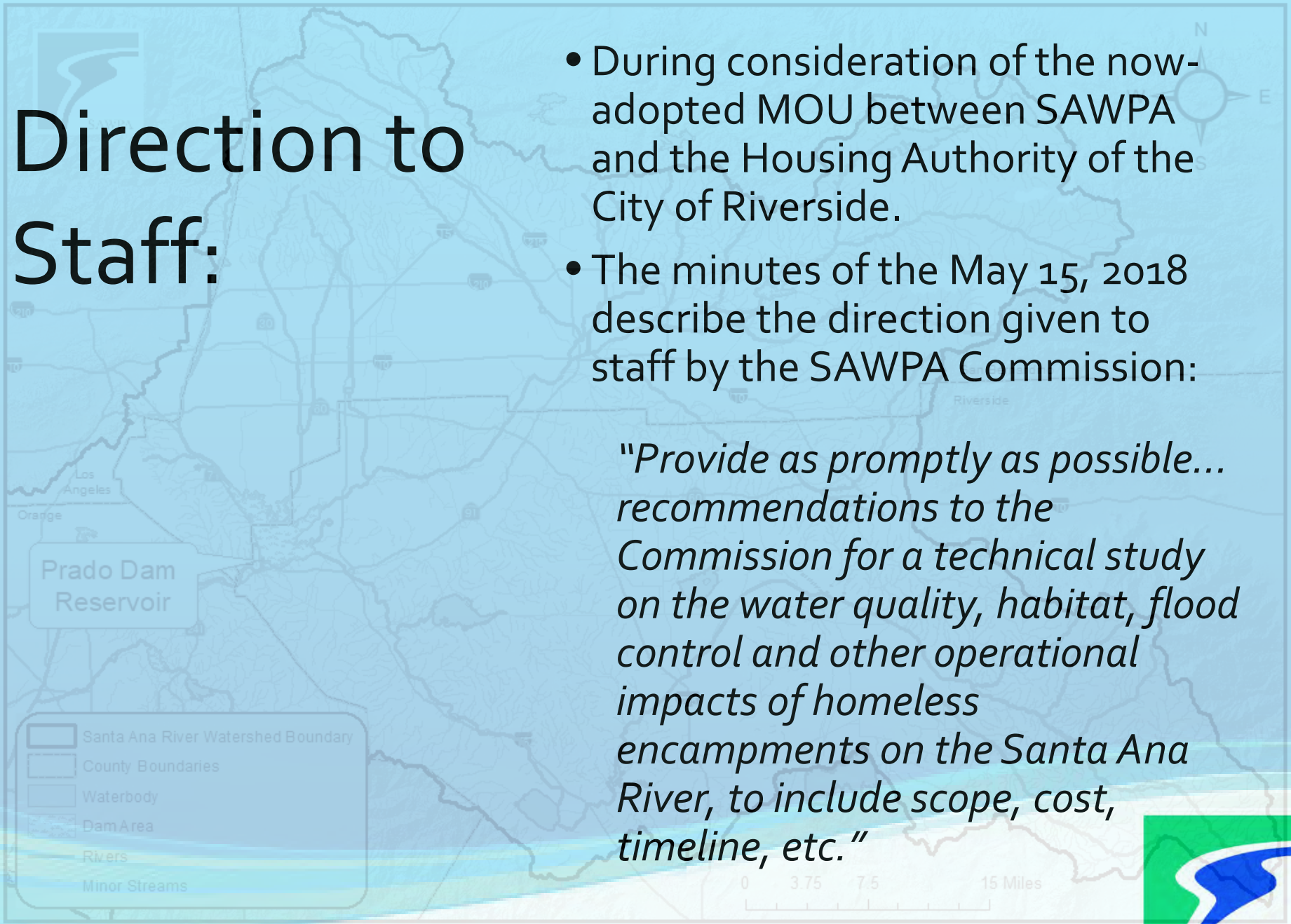
February 5, 2019



Direction to Staff:

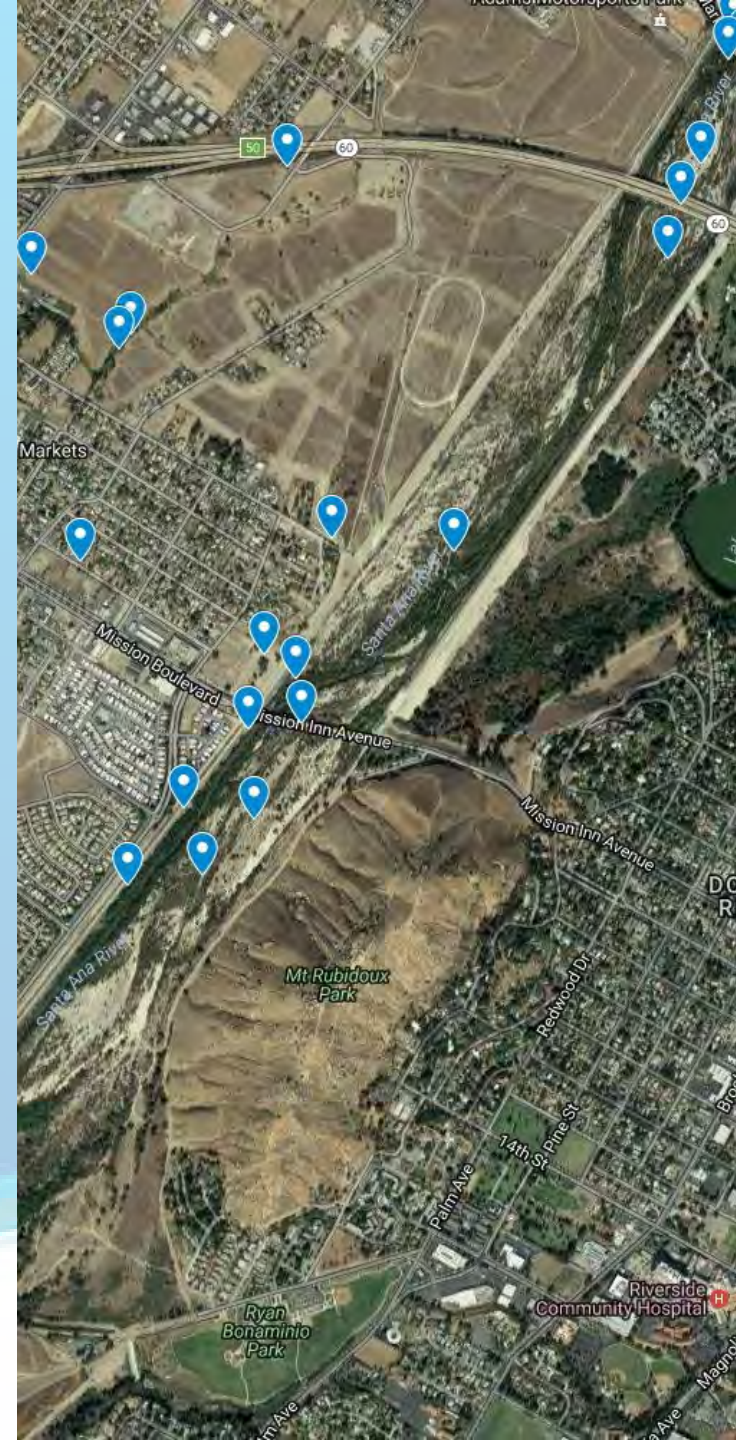
- During consideration of the now-adopted MOU between SAWPA and the Housing Authority of the City of Riverside.
- The minutes of the May 15, 2018 describe the direction given to staff by the SAWPA Commission:

"Provide as promptly as possible... recommendations to the Commission for a technical study on the water quality, habitat, flood control and other operational impacts of homeless encampments on the Santa Ana River, to include scope, cost, timeline, etc."



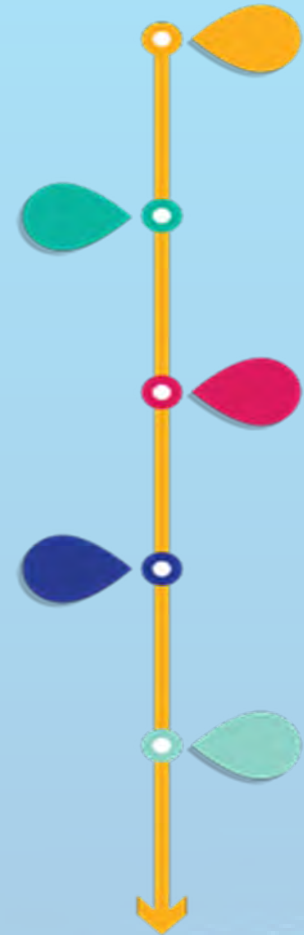
Questions to be Answered:

- What is known about the impacts caused by encampments of people experiencing homelessness to:
 - Water quality?
 - Riparian & aquatic habitat health?
- How would this watershed evaluate the impacts being felt here?
 - Existing monitoring?
 - Additional monitoring?
- What is the relationship between the impacts caused by encampments and those caused by other sources?




Award Process

- Request for Proposals
 - Posted - November 8th
 - Proposals due - December 10th
- Eight consulting firms responded
- Three firms interviewed:
 - GEI Consultants
 - Gesoyntec
 - Wood Environmental
- Recommendation of Consultant Selection Committee:
 - GEI Consultants



Project Funding

(Recommendation)



- Proposition 1 IRWM Grant Program
- Disadvantaged Community Involvement (DCI) Program
 - \$6.3 million over three years
- Program Goals:
 - DCI ensures that members of disadvantaged communities, economically distressed areas, and underrepresented communities are able to participate in IRWM Planning
 - DCI grant program will develop projects for implementation that support needs.



Recommendation

- Approve an Agreement for Services and Task Order with GEI Consultants for the amount not-to-exceed \$74,441 to conduct the assessment of the homelessness impact on water quality, riparian and aquatic habitat in upper Santa Ana River Watershed.



Questions



Page Intentionally Blank



Proposition 84 Projects Status Update



February 5, 2019 Commission Meeting



David Ruhl, PE
Engineering Manager

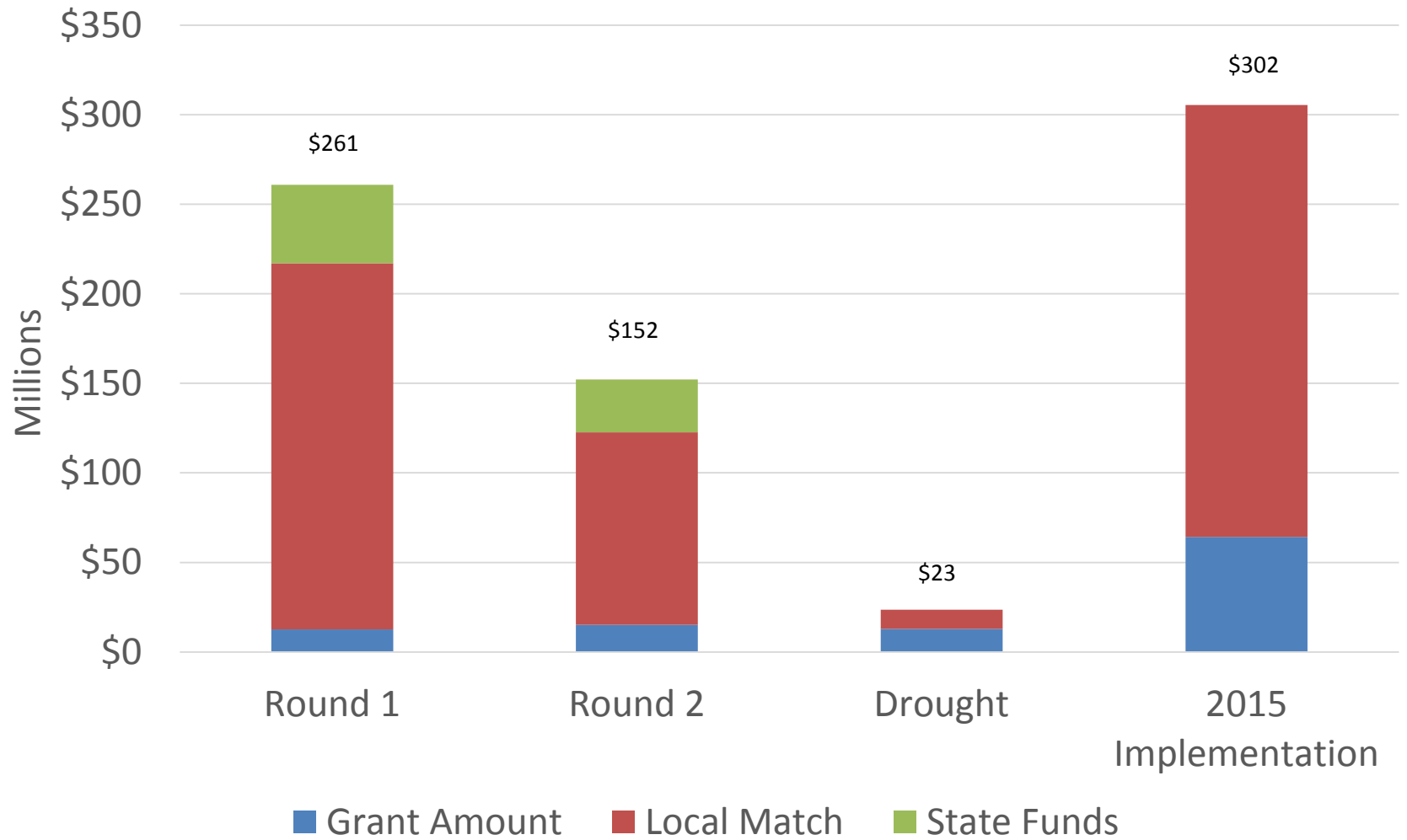
Proposition 84 Project Status



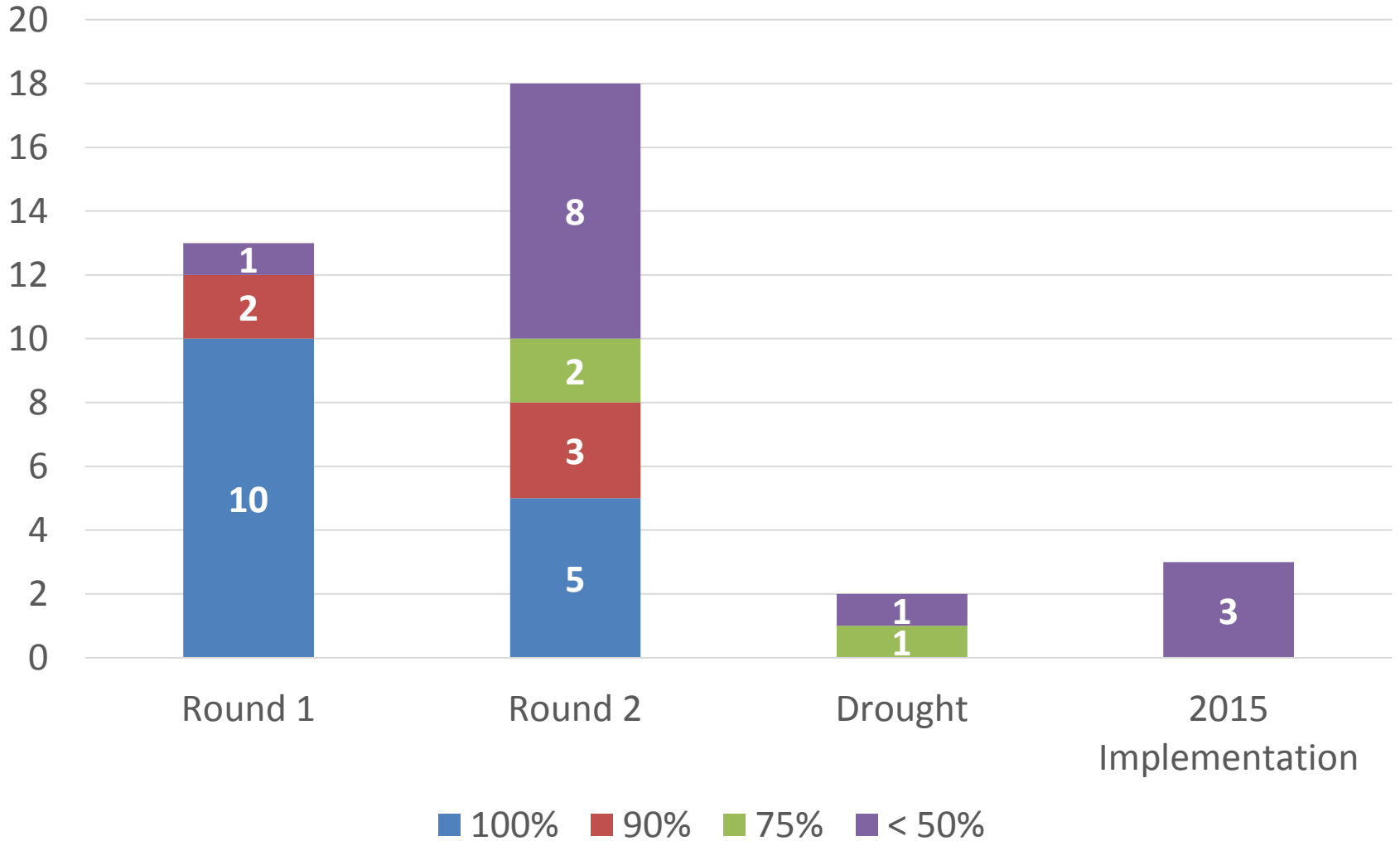
Round	No. of Projects	Projects Complete	Grant Amount	Grant Invoiced	Total Cost
Round 1	13	10	\$12.0M	\$12.0M	\$261M
Round 2	18	5	\$14.5M	\$7.6M	\$152M
Drought Round	2	0	\$12.0M	\$6.2M	\$23M
2015 Round	3	0	\$61.0M	\$4.1M	\$302M
Total	36	15	\$99.5M	\$29.1M	\$737M



Total Project Cost Components



Projects Complete



Projected Watershed-Wide Benefits of All Four Rounds of OWOW Prop 84 IRWM Projects

- Reduces water demand by 18,000 AFY representing 36,000 households
- Recharges 180,000 AF of additional imported water
- Produces 18,000 AFY of desalted groundwater
- Removes 29,000 tons of salt from groundwater per year
- Creates 11,000 AFY of additional recycled water
- Captures 44,000 AFY of stormwater for beneficial use
- Restores 3,800 acres of environmental habitat
- Reduces nonpoint source pollution by 29,000 pounds per year
- Reduces flood risk damage by \$91 million
- Creates about 11,000 construction related jobs

Round 1 Projects

(August 2011 – June 2019)

Proposition 84 Round 1

Project Status Update

Project Name	Agency	Grant Amount	Required Funding Match	Add'l Cost Share	Total Project Cost	% Grant Billed	% Construct. Complete	% Project Complete
Grant Agreement Administration	SAWPA	\$ 660,004	\$ 0 0.00%	\$ 0	\$ 660,004	79%	N/A	79%
GWRS Flow Equalization	OCWD	\$ 1,000,000	\$ 1,180,760 7.67%	\$ 13,218,920 ¹	\$ 15,399,680	100%	100%	100% <i>Retention Released</i>
Sludge, Dewatering, Odor Control & Primary Sludge Thickening	OCSD	\$ 1,000,000	\$ 36,638,218 26.00%	\$ 103,278,005	\$ 140,916,223	100%	98%	98%
Santa Ana Watershed Vireo Monitoring	SAWA	\$ 600,000	\$ 225,994 26.00%	\$ 43,213	\$ 869,207	100%	100%	100% <i>Retention Released</i>
Mill Creek Wetlands	Ontario	\$ 1,000,000	\$ 1,615,000 8.85%	\$ 15,635,000	\$ 18,250,000 ²	100%	100%	100% <i>Retention Released</i>

¹ \$ 13,218,920 in Other State Funds

² \$ 15,420,000 in Other State Funds

Green – Project on schedule or ahead of schedule

Yellow/Green – Delay experienced, but will finish prior to Grant completion date.

Yellow – Project delay experienced, not on schedule per the Agreement, unsure if project will complete on time.

Orange/Red – Project behind schedule, unsure if project will complete on time, or not enough information known at this time to determine.

Proposition 84 Round 1 Project Status Update

Project Name	Agency	Grant Amount	Required Funding Match	Add'l Cost Share	Total Project Cost	% Grant Billed	% Construct. Complete	% Project Complete
Cactus Basin	SBCFCD	\$ 1,000,000	\$ 4,427,155 29.96%	\$ 9,350,026	\$ 14,777,181	100%	100%	100% Retention Released
Inland Empire Brine Line Rehabilitation / Enhancement	SAWPA	\$ 1,000,000	\$ 698,153 10.07%	\$ 5,234,576 ³	\$ 6,932,729	100%	100%	100% Retention Released
Arlington Desalter Interconnection Project	Corona	\$ 400,000	\$ 350,493 26.00%	\$ 597,556	\$ 1,348,049	100%	100%	100% Retention Released
Perris II Desalination Facility	EMWD	\$ 1,000,000	\$ 607,296 26.00%	\$ 728,456	\$ 2,335,752	100%	100%	100% Retention Released
Perchlorate Wellhead Treatment System Pipelines	WVWD	\$ 1,000,000	\$ 368,940 26.00%	\$ 50,060	\$ 1,419,000	100%	100%	100% Retention Released

³ \$ 5,234,576 in Other State Funds

⁴ \$ 9,956,000 in Other State Funds

Green – Project on schedule or ahead of schedule

Yellow/Green – Delay experienced, but will finish prior to Grant completion date.

Yellow – Project delay experienced, not on schedule per the Agreement, unsure if project will complete on time.

Orange/Red – Project behind schedule, unsure if project will complete on time, or not enough information known at this time to determine.

Proposition 84 Round 1

Project Status Update

Project Name	Agency	Grant Amount	Required Funding Match	Add'l Cost Share	Total Project Cost	% Grant Billed	% Constr. Complete	% Project Complete
Chino Creek Wellfield Development Project	WMWD	\$ 1,000,000	\$ 1,646,091 26.00%	\$ 3,685,027	\$ 6,331,118	100%	99%	97%
Impaired Groundwater Recovery	IRWD	\$ 1,000,000	\$ 20,148,848 53.99%	\$ 16,173,122	\$ 37,321,970	100%	100%	100% <i>Retention Released</i>
Alamitos Barrier Improvement Project	OCWD	\$ 1,000,000	\$ 650,600 5.61%	\$ 9,956,000 ⁴	\$ 11,606,600	100%	100%	100%
Arlington Basin Water Quality Improv Project	WMWD	\$ 1,000,000	\$ 900,000 33.21%	\$ 809,670	\$ 2,709,670	100%	65%	65%
Total		\$ 12,660,004	\$ 69,457,548 26.69%	\$ 178,759,631	\$ 260,217,179	99%		97%

³ \$ 5,234,576 in Other State Funds

⁴ \$ 9,956,000 in Other State Funds

Green – Project on schedule or ahead of schedule

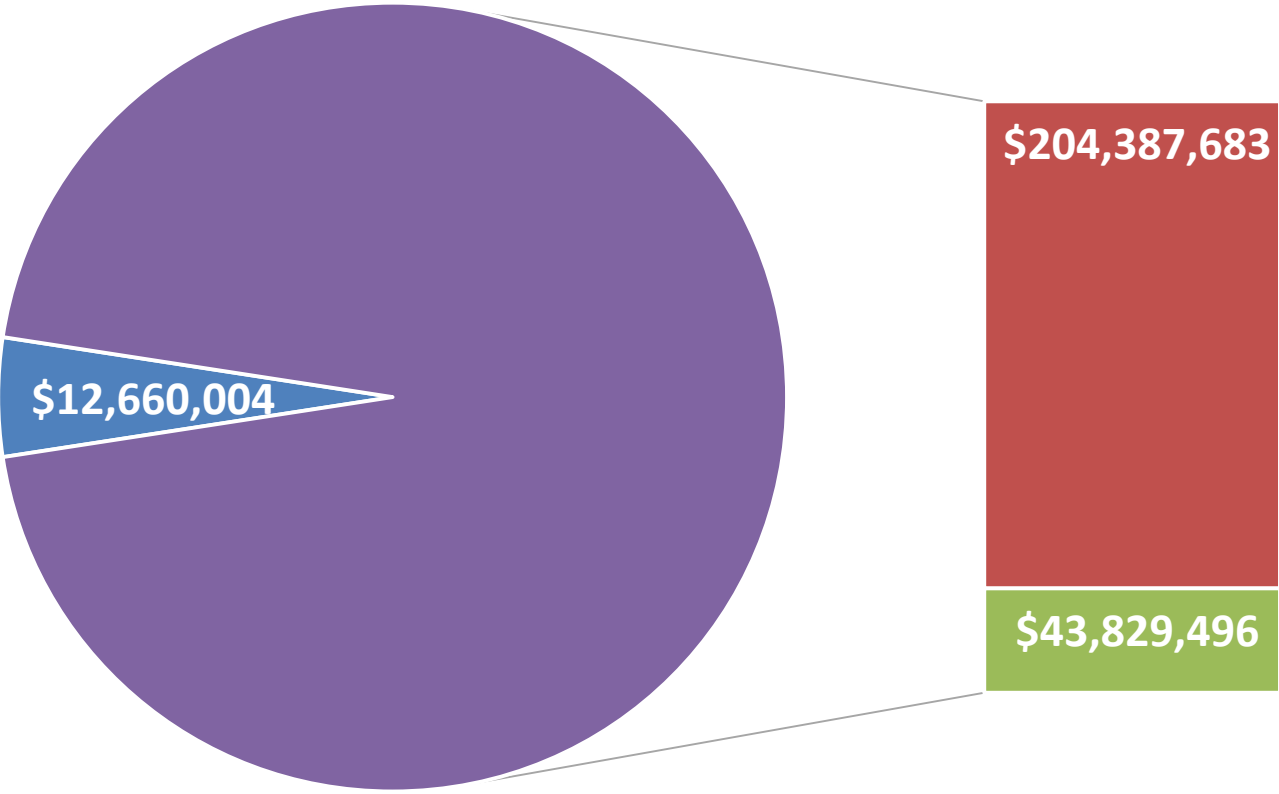
Yellow/Green – Delay experienced, but will finish prior to Grant completion date.

Yellow – Project delay experienced, not on schedule per the Agreement, unsure if project will complete on time.

Orange/Red – Project behind schedule, unsure if project will complete on time, or not enough information known at this time to determine.

Round 1

\$260,877,183



■ Grant Amount ■ Local Match ■ State Funds

Round 2 Projects

(February 2014 – December 2020)

Proposition 84 Round 2

Project Status Update

Project Name	Agency	Grant Amount	Required Funding Match	Add'l Cost Share	Total Project Cost	% Grant Billed	% Constr. Complete	% Project Complete
Grant Agreement Administration	SAWPA	\$ 627,405	\$ 0 0.00%	\$ 0	\$ 627,405	69%	N/A	69%
Perris Desalination Program Well 94	EMWD	\$ 1,000,000	\$ 0 0.00%	\$ 9,238,280	\$ 10,238,280	0%	60%	75%
Quail Valley Subarea 9 Phase I Sewer System	EMWD	\$ 1,930,000	\$ 2,960,000 37.00%	\$ 3,110,000	\$ 8,000,000	25%	80%	85%
Forest First	USFS	\$ 1,000,000	\$ 2,055,039 37.00%	\$ 2,499,121	\$ 5,554,160	3%	59%	59%
Wineville Regional Recycled Water Pipeline/GW Recharge System Upgrades	IEUA	\$ 1,000,000	\$ 0 0.00%	\$ 29,500,000 ¹	\$ 30,500,000	100%	100%	99%

¹ \$29,500,000 in Other State Funds

Green – Project on schedule or ahead of schedule

Yellow/Green – Delay experienced, but will finish prior to Grant completion date.

Yellow – Project delay experienced, not on schedule per the Agreement, unsure if project will complete on time.

Orange/Red – Project behind schedule, unsure if project will complete on time, or not enough information known at this time to determine.

Proposition 84 Round 2

Project Status Update

Project Name	Agency	Grant Amount	Required Funding Match	Add'l Cost Share	Total Project Cost	% Grant Billed	% Constr. Complete	% Project Complete
Plunge Creek Water Recharge and Habitat Improvement	SBVWCD	\$ 500,000	\$ 184,731 26.00%	\$ 25,769	\$ 710,500	28%	0%	50%
Prado Basin Sediment Mgmt Demonstration Project	OCWD	\$ 750,000	\$ 1,444,000 37.00%	\$ 1,704,000	\$ 3,898,000	0%	0%	26%
San Sevaine GW Recharge Basin	IEUA	\$ 750,000	\$ 925,001 32.34%	\$ 1,184,999	\$ 2,860,000	100%	90%	90%
Corona/Home Gardens Multi-Jurisdictional Wtr Transmission Line	Corona	\$ 1,300,000	\$ 2,327,494 37.00%	\$ 2,663,031	\$ 6,290,525	100%	100%	100%
Enhanced SW Capture/Recharge Along the SAR	SBVMWD	\$ 1,000,000	\$ 11,581,000 37.00%	\$ 18,719,000	\$ 31,300,000	100%	40%	45%

Green – Project on schedule or ahead of schedule

Yellow/Green – Delay experienced, but will finish prior to Grant completion date.

Yellow – Project delay experienced, not on schedule per the Agreement, unsure if project will complete on time.

Orange/Red – Project behind schedule, unsure if project will complete on time, or not enough information known at this time to determine.

Proposition 84 Round 2

Project Status Update

Project Name	Agency	Grant Amount	Required Funding Match	Add'l Cost Share	Total Project Cost	% Grant Billed	% Constr. Complete	% Project Complete
Regional Residential Landscape Retrofit	IEUA	\$ 500,000	\$ 370,000 37.00%	\$ 130,000	\$ 1,000,000	94%	N/A	95%
Canyon Lake Hybrid Treatment Process	LESJWA	\$ 500,000	\$ 327,635 37.00%	\$ 57,865	\$ 885,500	100%	100%	100% <i>Retention Released</i>
Customer Handbook to Using Water Efficiently	WMWD	\$ 120,000	\$ 42,000 25.93%	\$ 0	\$ 162,000	100%	N/A*	100%
Lower Day Basin	IEUA	\$ 750,000	\$ 1,531,171 37.00%	\$ 1,857,130	\$ 4,138,301	0%	0%	60%
CII Performance Based WUE Program	MWDOC	\$ 500,000	\$ 898,179 37.00%	\$ 1,029,333	\$ 2,427,512	100%	N/A*	71%

*Project does not include construction, but rather implementation of a plan.

Green – Project on schedule or ahead of schedule

Yellow/Green – Delay experienced, but will finish prior to Grant completion date.

Yellow – Project delay experienced, not on schedule per the Agreement, unsure if project will complete on time.

Orange/Red – Project behind schedule, unsure if project will complete on time, or not enough information known at this time to determine.

Proposition 84 Round 2 Project Status Update

Project Name	Agency	Grant Amount	Required Funding Match	Add'l Cost Share	Total Project Cost	% Grant Billed	% Constr. Complete	% Project Complete
Peters Canyon Channel Water Capture and Reuse Pipeline	Irvine	\$ 1,000,000	\$ 3,211,086 37.00%	\$ 4,467,523	\$ 8,678,609	100%	100%	100% <i>Retention Released</i>
Soboba Band of Luiseno Indians Wastewater Project	Soboba	\$ 147,905	\$ 53,000 26.38%	\$ 0	\$ 200,905	100%	N/A*	100% <i>Retention Released</i>
Recycled Water Project Phase I	Riverside	\$ 1,000,000	\$ 8,030,000 37.00%	\$ 12,670,000	\$ 21,700,000	50%	50%	50%
Wilson III Basins Project and Wilson Basins/ Spreading Grounds	Yucaipa	\$ 750,000	\$ 4,825,807 37.00%	\$ 7,466,914	\$ 13,042,721	0%	0%	58%
Total		\$ 15,125,310	\$ 40,766,143 26.78%	\$ 96,322,965	\$ 152,214,418	61%		75%

*Project does not include construction, but rather implementation of a plan.

Green – Project on schedule or ahead of schedule

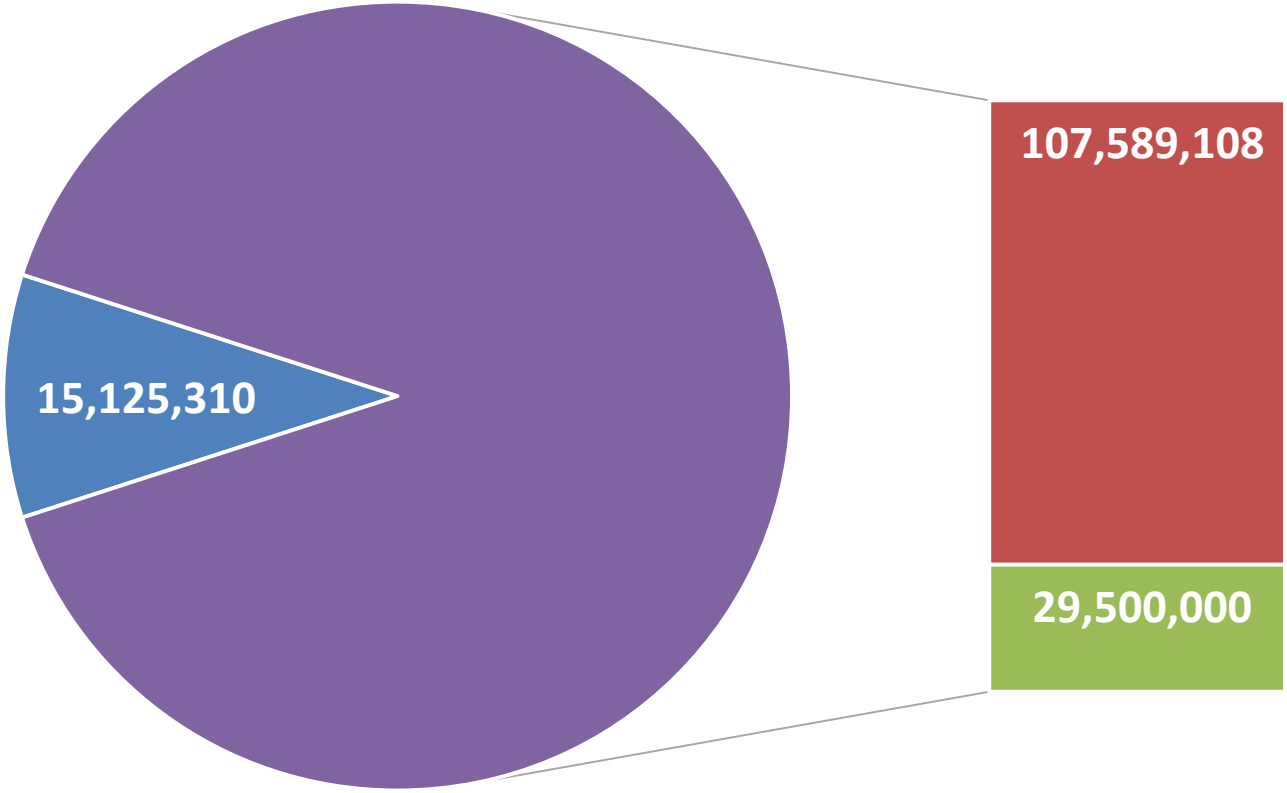
Yellow/Green – Delay experienced, but will finish prior to Grant completion date.

Yellow – Project delay experienced, not on schedule per the Agreement, unsure if project will complete on time.

Orange/Red – Project behind schedule, unsure if project will complete on time, or not enough information known at this time to determine.

Round 2

\$152,214,418



■ Grant Amount ■ Local Match ■ State Funds

Drought Round Projects

(January 2014 – December 2019)

Proposition 84 Drought Round

Project Status Update

Project Name	Agency	Grant Amount	Required Funding Match	Add'l Cost Share	Total Project Cost	% Grant Billed	% Project Complete
Grant Agreement & Project Agreement 22 Administration	SAWPA	\$ 1,244,852	\$ 0 0.00%	\$ 0	\$ 1,244,852	67%	67%
Conserv. Based Report Tools/Rate Structure	SAWPA	\$ 5,190,824	\$ 0 0.00%	\$ 0	\$ 5,190,824	62%	62%
High Visibility Turf Removal & Retrofit SARW	EMWD	\$ 1,505,129	\$ 1,212,770	\$ 600,830	\$ 3,318,729	2%	100%
	IEUA	\$ 1,147,564	\$ 1,080,050	\$ 535,077	\$ 2,762,691	70%	100%
	OCWD	\$ 964,499	\$ 1,178,123	\$ 583,666	\$ 2,642,683	11%	82%
	SBVMWD	\$ 828,499	\$ 1,108,049	\$ 548,949	\$ 2,485,497	0%	35%
	WMWD	\$ 981,243	\$ 1,138,467	\$ 564,019	\$ 2,683,729	75%	94%
High Visibility Turf Removal & Retrofit USMW	EMWD	\$ 420,000	\$ 561,715	\$ 278,285	\$ 1,260,000	0%	28%
	WMWD	\$ 52,500	\$ 70,214	\$ 34,786	\$ 157,500	100%	100%
	RCWD	\$ 525,000	\$ 702,145	\$ 447,855	\$ 1,675,000	100%	100%
Total		\$ 12,860,110	\$ 7,051,533 31.23%	\$ 3,593,467	\$ 23,505,110	44%	67%

Green – Project on schedule or ahead of schedule

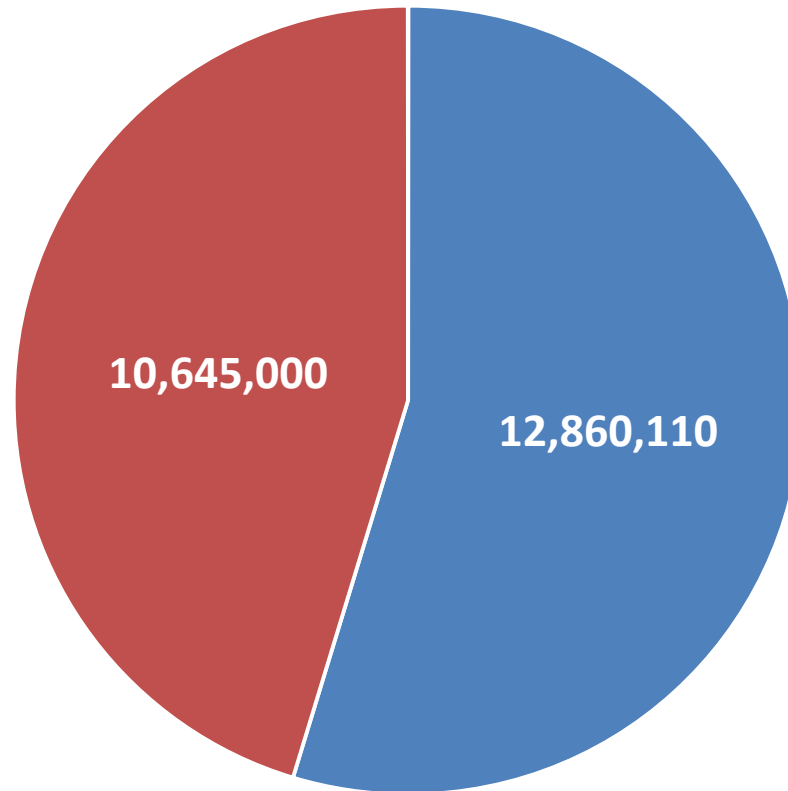
Yellow/Green – Delay experienced, but will finish prior to Grant completion date.

Yellow – Project delay experienced, not on schedule per the Agreement, unsure if project will complete on time.

Orange/Red – Project behind schedule, unsure if project will complete on time, or not enough information known at this time to determine.

Drought

\$23,505,110



■ Grant Amount ■ Local Match

2015 Round Projects

(January 2014 – December 2021)

Proposition 84 2015 Round

Project Status Update

Project Name	Agency	Grant Amount	Required Funding Match	Add'l Cost Share	Total Project Cost	% Grant Billed	% Constr. Complete	% Project Complete
Grant Agreement Admin.	SAWPA	\$ 3,213,384	\$ 0 0.00%	\$ 0	\$ 3,213,384	15%	N/A	15%
Newhope – Placentia Trunk Sewer Replacement Project	OCSD	\$ 1,000,000	\$ 32,033,600 28.60%	\$ 78,966,400	\$ 112,000,000	100%	30%	54%
Integrated Watershed Protection Program	RCFCWCD	\$ 5,054,302	\$ 8,000,000 28.69%	\$ 14,832,223	\$ 27,886,525	1%	0%	20%
SARCCUP	Member Agencies	\$ 55,000,000	\$ 48,689,464 30.00%	\$ 58,619,543	\$ 162,313,633	5.5%	0%	4%
Total		\$ 64,267,686	\$ 88,723,064 29.05%	\$ 152,407,371	\$ 305,398,121	30%	10%	23%

Green – Project on schedule or ahead of schedule

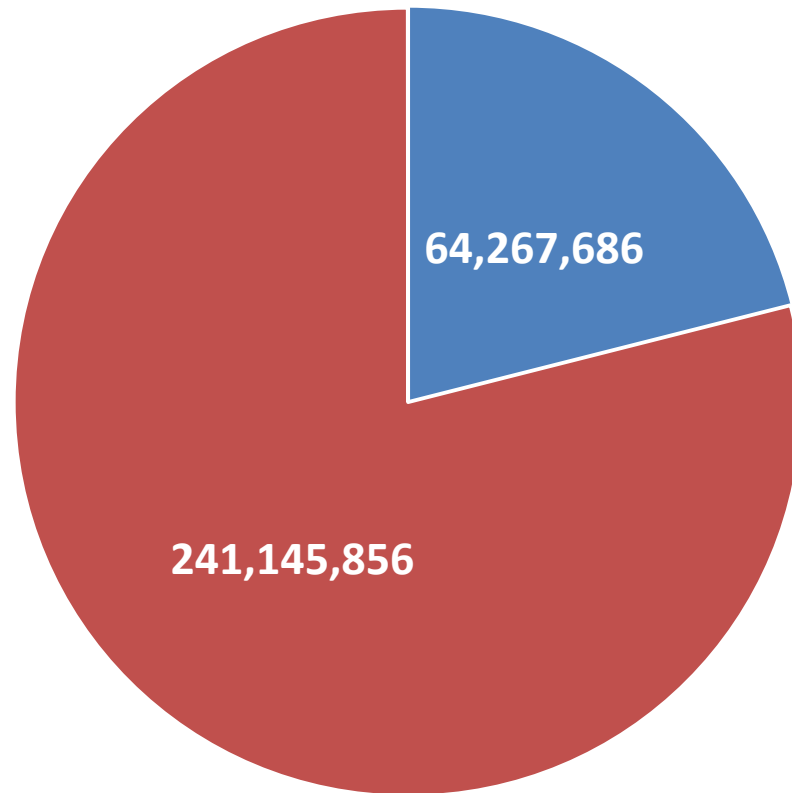
Yellow/Green – Delay experienced, but will finish prior to Grant completion date.

Yellow – Project delay experienced, not on schedule per the Agreement, unsure if project will complete on time.

Orange/Red – Project behind schedule, unsure if project will complete on time, or not enough information known at this time to determine.

2015 Implementation

\$305,413,542



■ Grant Amount ■ Local Match

Thank You

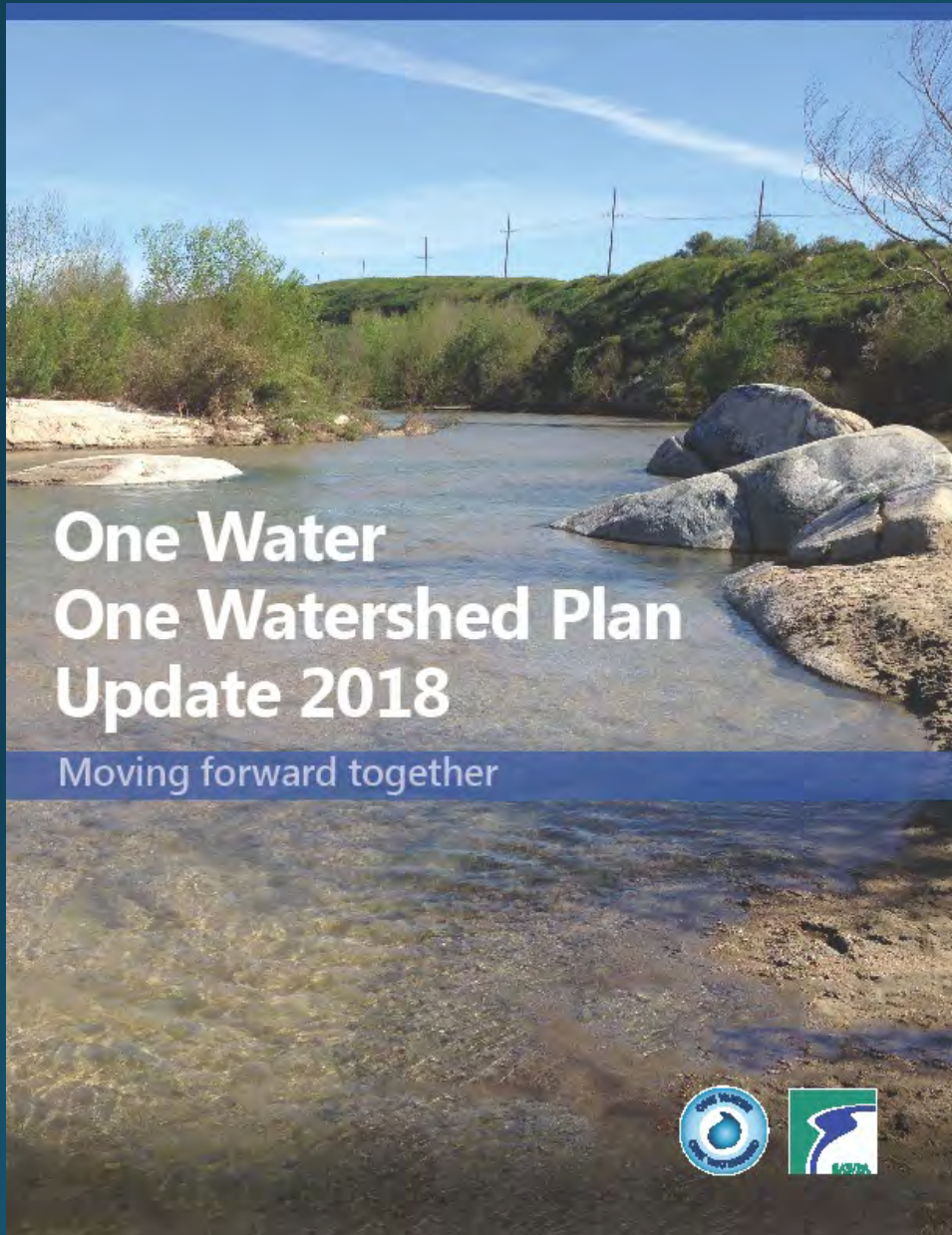
Page Intentionally Blank



OWOW Plan Update 2018 & Prop 1 IRWM Implementation Grants

One Water One Watershed Program Update

Presented by Mark Norton PE
SAWPA Water Resources & Planning Mgr.



One Water One Watershed Plan Update 2018

Moving forward together



Public Review
11/19 – 12/14, 2018

Public Hearing for
Adoption, 2-19-19

OWOW Plan Update 2018

- **28** month effort to update the OWOW 2.0 Plan
- Involving
 - Over **100** authors
 - Over **100** collaborative meetings
- Resulting
 - **Six** goals for achieving a sustainable watershed
- Over **100** recommended management and policy strategies
- ~**400** pages (including appendices)
- Including partnerships with
 - Many agencies, non-profits, students, community members
 - Department of Water Resources
 - U.S. Bureau of Reclamation

Executive Summary & Table of Contents

EXECUTIVE SUMMARY

This One Water One Watershed (OWOW) Plan Update 2018 is the Integrated Regional Water Management (IRWM) Plan for the Santa Ana River Watershed (watershed). The OWOW Plan Update 2018 was written by and for stakeholders throughout the watershed. This plan considers the challenges and opportunities facing the entire watershed area of the Santa Ana Funding Region within the California IRWM Program. By inviting together stakeholders from all subregions, political jurisdictions, water agencies, non-governmental organizations, businesses, and the public, this OWOW Plan Update 2018 addresses all types of water as a single resource, inextricably linked to people, the land, and nature.

The One Water One Watershed Plan Update 2018 describes how collaborative watershed planning, water and land management, and project implementation supports improved sustainability, resilience, and quality of life throughout the Santa Ana River Watershed through 2040.

This plan is built on the strong foundations laid by the OWOW Plan, adopted in 2010, and the OWOW 2.0 Plan, adopted in 2014. These two earlier efforts were lauded within the watershed, across California, and the country. The OWOW 2.0 Plan received awards from planners, engineers, and business leaders for its good governance and stakeholder-led process.

The OWOW Plan Update 2018 was begun in July 2016 with a meeting of the OWOW Steering Committee. At that meeting, the Committee approved efforts to secure a planning grant from the state in support of the update process and adopted a policy document that described how projects can be included in the OWOW Program and made eligible for the expected implementation grants.

In the 28 months that followed, the OWOW 2.0 Plan was reconsidered in light of the significant changes impacting the watershed since early 2014. In those years the fiscal recovery began to be felt in portions of the watershed, and the State of California went through one of its most severe droughts on record. The communities of the watershed made strides to support conservation as a way of life in California, implementing widespread landscape retrofits and other conservation programs. Other significant investments were made throughout the watershed by agencies, cities, counties, and community members alike to make the watershed more resilient in response to uncertainty and more sustainable over the long term.

The OWOW Plan Update 2018 is subtitled "Moving Forward Together" to mirror the earlier plans, which focused on movement toward goals. Working together has been fundamental to the OWOW Program (and SAWPA) since the program's inception, and the OWOW Plan Update 2018 is built by the stakeholders for the stakeholders. "Moving Forward Together" also reflects the OWOW Program's commitment to ensuring that no one is left behind as progress is made.


TABLE OF CONTENTS

SECTION	PAGE NO.
ACRONYMS AND ABBREVIATIONS.....	ACR-1
EXECUTIVE SUMMARY	ES-1
1. INTRODUCTION TO ONE WATER, ONE WATERSHED	1
1.1. Overview	1
1.2. History of Santa Ana River Watershed Planning.....	3
1.2.1. OWOW Plan: Moving Toward Sustainability.....	4
1.2.2. OWOW 2.0 Plan: Moving into Implementation.....	6
1.2.3. OWOW Plan Update 2018: MOVING FORWARD TOGETHER.....	9
1.3. Integrated Local Water Planning.....	12
2. CRAFTING THE OWOW PLAN UPDATE 2018	16
2.1. Stakeholder Involvement and Outreach.....	16
2.1.1. The OWOW Community.....	16
2.1.2. The Message of OWOW.....	17
2.1.3. Pillar Workgroups.....	18
2.1.4. Engaged Stakeholders.....	18
2.1.5. Public Meetings, Conferences, and Presentations.....	31
2.1.6. Email Blasts and Social Media.....	31
2.1.7. SAWPA Website.....	32
2.2. Governance Structure.....	32
2.2.1. Evaluation of the Governance Structure.....	45
2.2.2. Planning Updates and Adoption.....	47
2.3. Collaboration, Coordination, and Integration.....	48
2.3.1. SAWPA as Watershed Coordinator.....	49
2.3.2. Overview of Governing Laws, Judgments, and Agreements.....	51
2.3.3. Collaborative Efforts with Areas Adjacent to or Overlapping the Watershed.....	51
3. OWOW VISION, GOALS, AND OBJECTIVES	52
3.1. Vision.....	52
3.1.1. Shared Understandings.....	52
3.1.2. Principles.....	53
3.2. Goals and Objectives.....	54
3.3. Assessing progress towards the Goals.....	54
3.4. Planning Targets.....	55
4. WATERSHED SETTING	57
4.1. Physical Setting.....	57
4.1.1. Climate.....	58

Next steps

- Public Comment Period
 - November 19 – December 14
- Response to comments and edits
- Final Plan before OWOW Steering Committee January 24
 - With Steering Committee recommendation, approval by SAWPA Commission will follow in February
- Proposed Final Plan Public Hearing and Adoption February 19





Draft Project
Solicitation
Package (PSP)
released
October 5, 2018

Integrated Regional Water Management (IRWM) Implementation Grants

Timeline

- Public Comments due December 14, 2018
- SAWPA submitted comments Dec 12, 2018
- Still awaiting Final PSP
- Location for pre-application workshop - SAWPA
- Pre-Application Workshop
 - DWR Comments 4 weeks after
- Grant Proposal
 - 8 weeks after DWR Comments



Proposed Funding Allocation

Funding Area	Round 1 General	Round 1 DAC	Round 2 General	Round 2 DAC
Santa Ana	\$21,925,000	\$2,205,000	\$21,925,000	\$4,095,000
	50%	35%	50%	65%

- DWR asked the region to concur with this distribution, or to propose another.
- Comment letter from SAWPA asked to make this decision after the call-for-projects & pre-application workshop
- Delay on bulk of disadvantaged community resources to help synchronize with the ongoing DCI Program

Call for Projects Seeking Grants

- SAWPA opened the call November 26, 2018.
- Online tool for data submission
 - Ensures lengthy Program and Project Information Forms developed by DWR will be completed by proponents.
- Works from the earlier database of projects in the OWOW Plan Update 2018.
- Deadline extended from Jan. 22nd to Jan. 31st



SAWPA - OWOW Plan Update 2018 and Prop1 Project Submission Form



Start Login Organization General Location Partners Goals RMS Inclusion **Eligibility** Env WorkPlan Benefits Other Attachments Finish

Start

▶ Submitted Projects

Hello! Thank you for adding your project to the OWOW Plan Update 2018. Below are instructions, and the other tabs here will allow you to register/login, and then submit projects to be included in the plan. As you are working there are pop-ups and help links if you have questions. The instructions below though are the most comprehensive, and it may benefit you to download them for reference as you move through the submittal.

As the State releases implementation grants, those who wish for their project to compete for grant dollars will be asked to return and fill in additional details. Joining the [OWOW mailing list](#) is the best way to be notified when these opportunities are available

On behalf of the people of the Santa Ana River watershed and the gathered stakeholders of the One Water One Watershed Program, SAWPA appreciates your engagement.

▶ Instructions

Issues under discussion

- OC Public Works, on behalf of other agencies and stakeholders asks:
 1. To have the OC Plan (2018) “meaningfully included” in the OWOW Plan Update 2018
 2. 38% of the available funding in Prop 1 IRWM Implementation grants pre-allocated to projects in North Orange County
 3. The OC Plan rating & ranking system be used to select projects to use that allocation

Regional Acceptance Process

- OC Public Works has submitted a Regional Acceptance Process application to Department of Water Resources.
- DWR has suggested a decision by the end of January.
- If approved:
 - North Orange County RWMG would be eligible to apply for IRWM grants within the Santa Ana Funding Area, after submitting a compliant IRWM plan.
 - These applications would be competitive with the OWOW Program applications, with DWR selecting which proposal got how much money.

SAWPA staff have met with OC Partners

- A 25% minimum funding allocation could be pre-allocated to Orange County, Riverside County and San Bernardino County
- Balance of funding would be awarded to project proponents based on merit
- OC Plan rating & ranking used to create a suite of projects then could be submitted by OC Partners as a single program to the OWOW Program call-for-projects seeking grants
- Response by OC Partners still under review

Draft Project Solicitation Package Released by DWR

10/5/18



Call-for-projects seeking grants

11/26/18



Proponents complete submittal details

- QA/QC screening by SAWPA staff
- Eligibility criteria screening

Ends 1/31/19



Public review period of proposed projects and programs

Let's Connect!

Ends 3/01/19



Rating & Ranking criteria applied



Final Application package submitted

June, 2019



DWR Pre-Application Workshop

- SAWPA & Proponents present to DWR
- Receipt of comments from DWR

Late April



OWOW SC Review Draft Final proposal list for pre-application workshop with DWR

03/28/19



Public QA/QC meeting of top projects

Mid-March




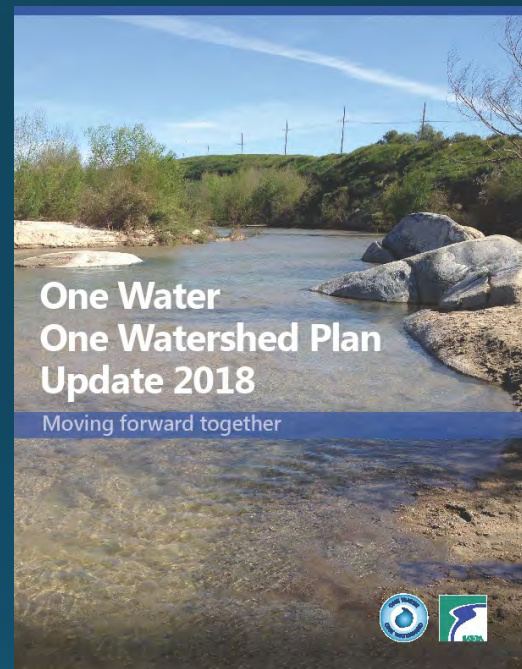
Public Release of Draft Ranked Project List

3/04/19

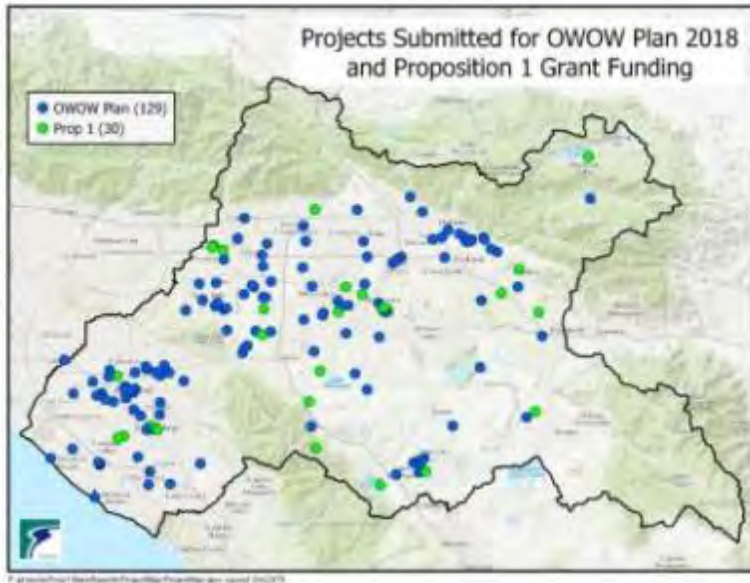
Implementation Grant Timeline (adjusted)

Recommendations

Receive and file this presentation about the status of the OWOW Program, inclusive of the OWOW Plan Update 2018 and the Proposition 1 IRWM Implementation Grants.



Submission Statistics



Projects

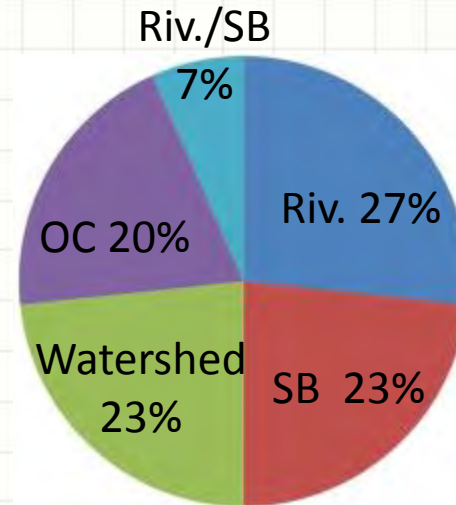
129 - OWOW Plan Only

30 - Prop 1 Grant Funding

Total Grant Project Cost \$750M

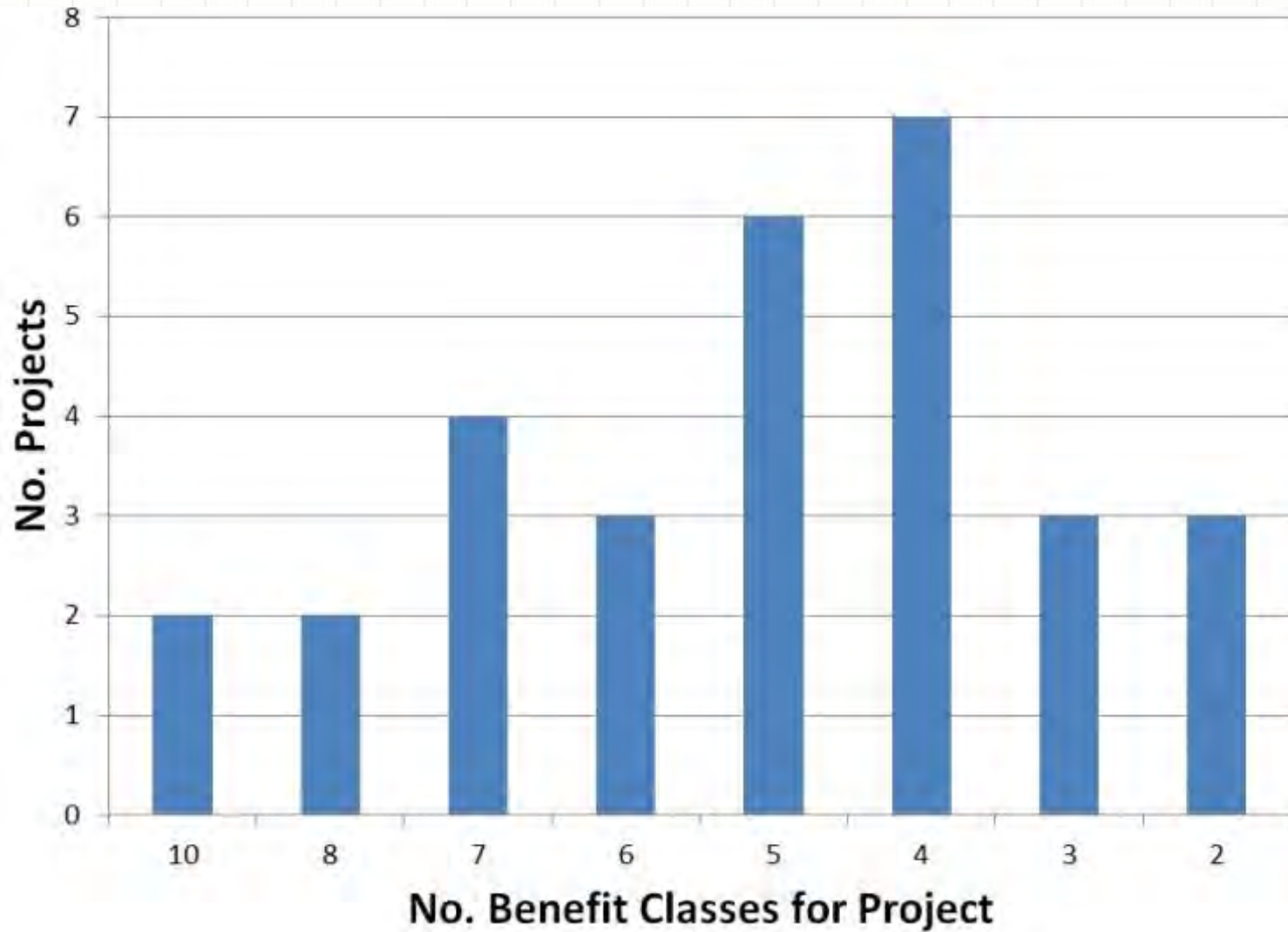
Grant Request \$137M

Grant Project Locations

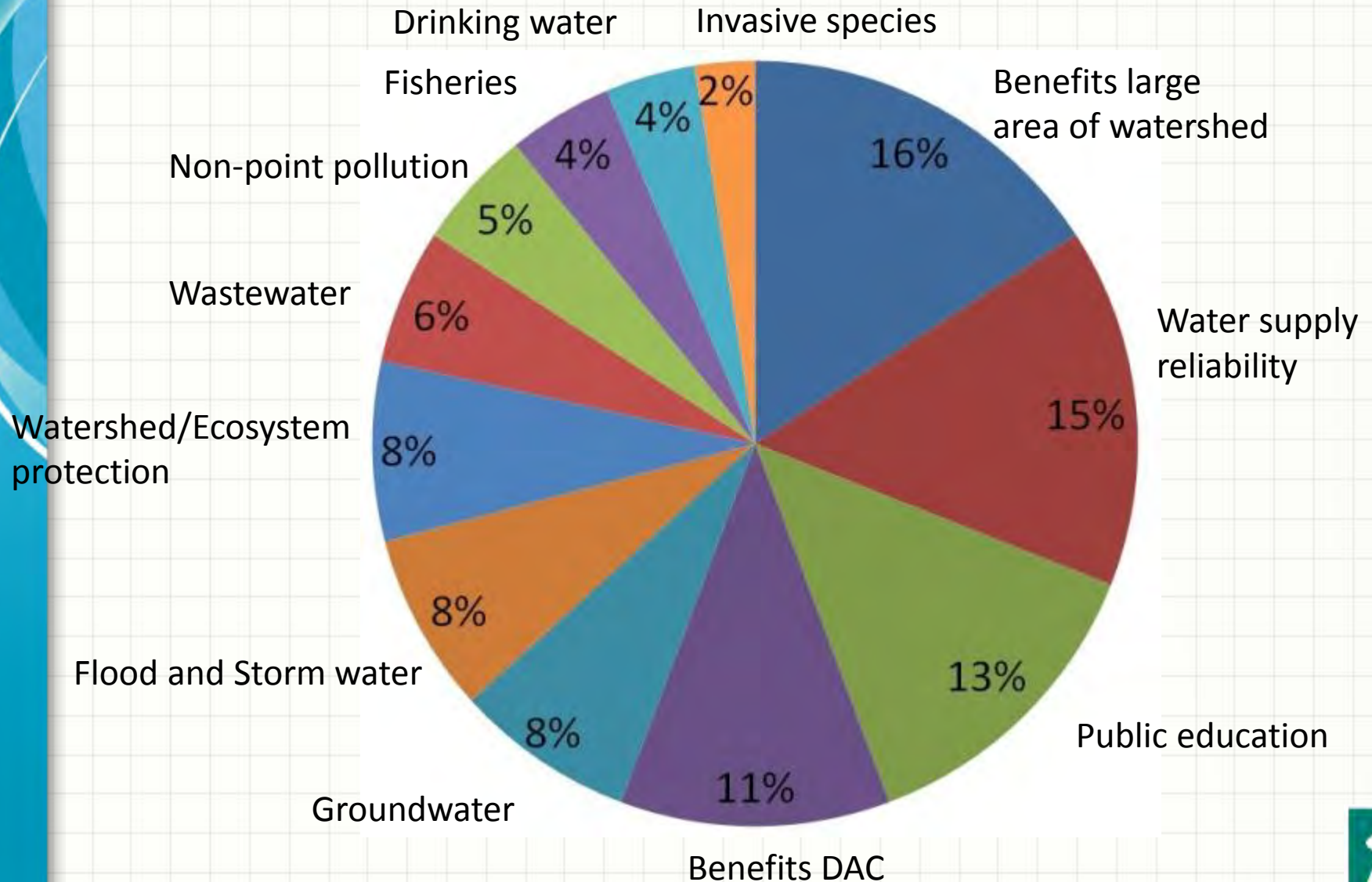


From Project Proponent
Project Description

All Projects Multi-Benefit



Distribution of Project Benefits



Disadvantaged Communities (DAC) Tribal Communities (NATC)

OWOW Plan Projects Benefitting DAC 32%

OWOW Plan Projects Benefitting NATC 4%

Prop 1 Projects Claiming DAC Cost
Share Waiver 26%

Prop 1 Projects 100% Benefits to DAC 23%



Update on Discussions with OC Stakeholders
Adoption of Resolution No. 2019.3

One Water One Watershed



OC Stakeholders Request July 2018 Letter

- 38% of grant funds pre-allocated
- OC Plan a chapter in OWOW Plan Update 2018
- Use OC project rating and ranking system
- Will submit RAP if not granted to become separate funding area

SAWPA Proposal

- 25% minimum funding by county, 25% for watershed wide projects
- Submit program (suite of projects determined by OC Stakeholders using OC rating/ranking system)
- Program rated/ranked by OWOW process
- OC plan in Appendix

OC Stakeholders revised Proposal

- 33% of grant funds pre-allocated
- OC plan in Appendix okay
- OC rating/ranking system only
- Regional watershed projects only if all parties agree
- Withdraw RAP application

Resolution 2019.3

- Commission reaffirms OWOW is the correct platform to resolve differences and pursue shared outcomes
- Commission reaffirms its role as the Regional Water Management Group for the Santa Ana River Watershed including Northern Orange County
- Commission favors continued discussion
- Commission does not support the application made to form a separate Regional Management Group for North Orange County
 - Not conducive to regional planning
 - Not helpful for managing and resolving conflict

Recommendation

- Receive and file status report
- Adopt Resolution 2019.3