



# S A W P A

**SANTA ANA WATERSHED PROJECT AUTHORITY**

11615 Sterling Avenue, Riverside, California 92503 • (951) 354-4220

## **REGULAR COMMISSION MEETING TUESDAY, JANUARY 16, 2018 – 9:30 A.M.**

### **AGENDA**

1. **CALL TO ORDER/PLEDGE OF ALLEGIANCE** (Susan Lien Longville, Chair)
2. **ROLL CALL**
3. **PUBLIC COMMENTS**  
Members of the public may address the Commission on items within the jurisdiction of the Commission; however, no action may be taken on an item not appearing on the agenda unless the action is otherwise authorized by Government Code §54954.2(b).
4. **WELCOME – HOPE SMYTHE**  
Welcome Hope Smythe, Executive Officer of the Santa Ana Regional Water Quality Control Board, who will discuss her new role and vision for the region.
5. **CONSENT CALENDAR**  
All matters listed on the Consent Calendar are considered routine and non-controversial and will be acted upon by the Commission by one motion as listed below.
  - A. **APPROVAL OF MEETING MINUTES: DECEMBER 19, 2017** ..... 5  
**Recommendation:** Approve as posted.
  - B. **TREASURER’S REPORT – DECEMBER 2017** ..... 13  
**Recommendation:** Approve as posted.
6. **NEW BUSINESS**
  - A. **TECHNICAL WRITING SERVICES – WOODARD & CURRAN (CM#2018.3)** ..... 19  
**Presenter:** Mark Norton  
**Recommendation:** That the Commission:
    - 1) Authorize staff to execute Task Order No. RMC504-401-03 with Woodard & Curran in the amount of \$34,992 to provide technical writing services in support of the SAWPA Roundtables and Prop 84 project support;
    - 2) Provide feedback on sample outreach brochure format; and,
    - 3) Authorize transfer of \$111,842 from labor and \$40,570 from benefits budgeted for a full time staff position for FYE 2018 to technical/grant writing consultant support for the following funds: 100, 370-01, 370-02, 373, 374, 384-01, 386, 387, 392.

- B. [POLICY PRINCIPLES AND MEMORANDUM OF UNDERSTANDING \(MOU\) WITH THE HOUSING AUTHORITY OF THE CITY OF RIVERSIDE \(CM#2018.4\)](#) ..... 29  
**Presenter:** Mike Antos  
**Recommendation:** Receive this status report about a Memorandum of Understanding with the Housing Authority of the City of Riverside, and direct staff to develop policy principles regarding use of Disadvantage Community Involvement project development funding for consideration at the February 6, 2018 SAWPA Commission meeting.
- C. [FINALIZATION OF WATERSHED SIGNAGE WITH BRI COMMUNICATIONS \(CM#2018.5\)](#)..... 31  
**Presenter:** Ian Achimore  
**Recommendation:** Receive and file.
- D. [WASTE WATER INTERCEPTOR CAPACITY AGREEMENT – AMENDMENT NO. 2 \(CM#2018.6\)](#)..... 45  
**Presenter:** David Ruhl  
**Recommendation:** Approve and authorize the execution of Amendment No. 2 to the Waste Water Interceptor Capacity Agreement (1972 Capacity Agreement).
- E. [REACH 4B UPPER RELOCATION – NOTICE OF EXEMPTION \(CM#2018.7\)](#) ..... 67  
**Presenter:** Carlos Quintero  
**Recommendation:** Direct staff to file a Notice of Exemption with the Riverside County Clerk’s Office for the proposed Reach 4B Upper Relocation project to comply with the California Environmental Quality Act (CEQA) requirements.
- F. [RESOLUTION NO. 2018-1 – ROTATION OF COMMISSION APPOINTMENTS TO THE OWOW STEERING COMMITTEE \(CM#2018.8\)](#) ..... 75  
**Presenter:** Rich Haller  
**Recommendation:** Adopt Resolution No. 2018-1 regarding rotation of Commission appointments to the One Water, One Watershed (OWOW) Steering Committee; and rescind Resolution No. 2017-12.

7. **INFORMATIONAL REPORTS**  
**Recommendation:** Receive for information.

- A. [CASH TRANSACTIONS REPORT -- NOVEMBER 2017](#)..... 79  
**Presenter:** Karen Williams
- B. [INTER-FUND BORROWING – NOVEMBER 2017 \(CM#2018.1\)](#) ..... 87  
**Presenter:** Karen Williams
- C. [PERFORMANCE INDICATORS/FINANCIAL REPORTING – NOVEMBER 2017 \(CM#2018.2\)](#)..... 91  
**Presenter:** Karen Williams
- D. [OWOW QUARTERLY STATUS REPORT: OCTOBER 1 2017 – DECEMBER 31 2017](#) ..... 113  
**Presenter:** Mark Norton
- E. [ROUNDTABLE QUARTERLY STATUS REPORT: OCTOBER 1 2017 – DECEMBER 31 2017](#)..... 117  
**Presenter:** Mark Norton
- F. [SAWPA GENERAL MANAGERS MEETING NOTES – JANUARY 9, 2018](#) ..... 129

G. **STATE LEGISLATIVE REPORT** ..... 133

**Presenter:** Rich Haller

H. **CHAIR'S COMMENTS/REPORT**

I. **COMMISSIONERS' COMMENTS**

J. **COMMISSIONERS' REQUEST FOR FUTURE AGENDA ITEMS**

8. **CLOSED SESSION**

A. **CONFERENCE WITH LEGAL COUNSEL – EXISTING LITIGATION PURSUANT TO GOVERNMENT CODE SECTION 54956.9(d)(1)**

Name of Case: Spiniello Companies v. Charles King Company, Inc., Santa Ana Watershed Project Authority, The Ohio Casualty Insurance Company (Superior Court of Los Angeles BC616589)

B. **PURSUANT TO GOVERNMENT CODE SECTION 54957.6 – CONFERENCE WITH LABOR NEGOTIATOR**

SAWPA Designated Representative: General Manager Richard E. Haller

Non-Represented Employees: All SAWPA employees

9. **ADJOURNMENT**

Americans with Disabilities Act: If you require any special disability related accommodations to participate in this meeting, please call (951) 354-4230 or email [kberry@sawpa.org](mailto:kberry@sawpa.org). Notification at least 48 hours prior to the meeting will enable staff to make reasonable arrangements to ensure accessibility for this meeting. Requests should specify the nature of the disability and the type of accommodation requested.

Materials related to an item on this agenda submitted to the Commission after distribution of the agenda packet are available for public inspection during normal business hours at the SAWPA office, 11615 Sterling Avenue, Riverside, and available at [www.sawpa.org](http://www.sawpa.org), subject to staff's ability to post documents prior to the meeting.

**Declaration of Posting**

I, Kelly Berry, Clerk of the Board of the Santa Ana Watershed Project Authority declare that on Thursday, January 11, 2018, a copy of this agenda has been uploaded to the SAWPA website at [www.sawpa.org](http://www.sawpa.org) and posted in SAWPA's office at 11615 Sterling Avenue, Riverside, California.

/s/

---

Kelly Berry, CMC

**2018 SAWPA Commission Meetings/Events**

First and Third Tuesday of the Month

(NOTE: Unless otherwise noticed, all Commission Workshops/Meetings begin at **9:30 a.m.**, and are held at SAWPA.)

<b>January</b> 1/2/18 Commission Workshop 1/16/18 Regular Commission Meeting	<b>February</b> 2/6/18 Commission Workshop 2/20/18 Regular Commission Meeting
<b>March</b> 3/6/18 Commission Workshop 3/20/18 Regular Commission Meeting	<b>April</b> 4/3/18 Commission Workshop 4/17/18 Regular Commission Meeting
<b>May</b> 5/1/18 Commission Workshop 5/8 – 5/11/18 ACWA Spring Conference, Sacramento 5/15/18 Regular Commission Meeting	<b>June</b> 6/5/18 Commission Workshop 6/19/18 Regular Commission Meeting
<b>July</b> 7/3/18 Commission Workshop 7/17/18 Regular Commission Meeting	<b>August</b> 8/7/18 Commission Workshop 8/21/18 Regular Commission Meeting
<b>September</b> 9/4/18 Commission Workshop 9/18/18 Regular Commission Meeting	<b>October</b> 10/2/18 Commission Workshop 10/16/18 Regular Commission Meeting
<b>November</b> 11/6/18 Commission Workshop 11/20/18 Regular Commission Meeting 11/27 – 11/30/18 ACWA Fall Conference, San Diego	<b>December</b> 12/4/18 Commission Workshop 12/18/18 Regular Commission Meeting

**SAWPA Compensable Meetings – Other**

Unless otherwise noted, all meetings are held at SAWPA.

Commissioners and Alternate Commissioners will receive compensation for attending the meetings listed below, pursuant to the Commission Compensation, Expense Reimbursement, and Ethics Training Policy.

**IMPORTANT NOTE:** These meetings are subject to change. Prior to attending any meeting listed below, please confirm meeting details by viewing the website calendar using the following link:

<http://www.sawpa.org/events/>

<b>January</b> 1/3/18 WUE Pillar Mtg   1:30 p.m. Western Municipal Water District 14205 Meridian Parkway, Riverside, CA 1/10/18 Climate Risk/Response Pillar Mtg   10:00 a.m. 1/17/18 Lake Elsinore/Cyn Lake TMDL Mtg   1:00 p.m. 1/18/18 MSAR/Regional Monitoring Mtg   9:30 a.m. 1/18/18 Basin Monitoring Program Mtg   1:00 p.m. Western Municipal Water District 14205 Meridian Parkway, Riverside, CA 1/18/18 Natural Resources Pillar Mtg   1:30 p.m. 1/22/18 OWOW Disadvantaged & Tribal Communities Pillar Mtg   2:00 p.m. 1/24/18 WUE Pillar Mtg   10:00 a.m. Western Municipal Water District 14205 Meridian Parkway, Riverside, CA 1/25/18 PA 22 Committee Mtg   8:00 a.m. 1/25/18 OWOW Steering Committee Mtg   11:00 a.m. 1/25/18 Imported Water Recharge Tech Committee Mtg   2:00 p.m.	<b>February</b> 2/6/18 PA 23 Committee Mtg   8:30 a.m. 2/13/18 MSAR TMDL CBRP Mtg   1:00 p.m. SA Regional Water Quality Control Board 3737 Main Street, Riverside, CA 2/14/18 Climate Risk/Response Pillar Mtg   10:00 a.m. 2/14/18 Basin Monitoring Program Mtg   12:00 p.m. 2/22/18 PA 22 Committee Mtg   8:00 a.m. 2/22/18 OWOW Pillar Integration Wkshp   9:00 a.m. 2/26/18 OWOW Disadvantaged & Tribal Communities Pillar Mtg   2:00 p.m.
--	--



**SAWPA COMMISSION  
REGULAR MEETING MINUTES  
DECEMBER 19, 2017**

**COMMISSIONERS PRESENT**

Susan Lien Longville, Chair, San Bernardino Valley Municipal Water District  
Ronald W. Sullivan, Vice Chair, Eastern Municipal Water District  
Thomas P. Evans, Western Municipal Water District  
Kati Parker, Alternate, Inland Empire Utilities Agency  
Bruce Whitaker, Alternate, Orange County Water District

**COMMISSIONERS ABSENT**

Jasmin A. Hall, Secretary-Treasurer, Inland Empire Utilities Agency  
Philip L. Anthony, Orange County Water District

**ALTERNATE COMMISSIONERS  
PRESENT; NON-VOTING**

Gil Navarro Alternate, San Bernardino Valley Municipal Water District

**STAFF PRESENT**

Rich Haller, Larry McKenney, Karen Williams, Mark Norton, Dean Unger, David Ruhl, Carlos Quintero, Ian Achimore, Mike Antos, Regina Patterson, Kelly Berry

The Regular Commission Meeting of the Santa Ana Watershed Project Authority was called to order at 9:33 a.m. by Chair Longville at the Santa Ana Watershed Project Authority, 11615 Sterling Avenue, Riverside, California.

**1. CALL TO ORDER/PLEDGE OF ALLEGIANCE**

**2. ROLL CALL**

Roll call was duly noted and recorded by the Clerk of the Board.

**3. FAREWELL AND WELCOME**

Chair Longville presented John V. Rossi with a Resolution on behalf of the SAWPA Commission. Mr. Rossi is retiring as General Manager of WMWD, concluding a career of public service spanning more than 30 years. The Commission congratulated Craig Miller as incoming General Manager of WMWD.

**4. PUBLIC COMMENTS**

There were no public comments.

**5. CONSENT CALENDAR**

**A. APPROVAL OF MEETING MINUTES: DECEMBER 5, 2017**

**Recommendation:** Approve as posted.

**B. TREASURER'S REPORT – NOVEMBER 2017**

**Recommendation:** Approve as posted.

**MOVED**, approve the Consent Calendar.

Result: **Adopted (Unanimously)**  
Motion/Second: Sullivan/Evans  
Ayes: Evans, Longville, Parker, Sullivan, Whitaker  
Nays: None  
Abstentions: None  
Absent: None

**6. NEW BUSINESS**

**A. DWR PROPOSITION 84 2015 GRANT AGREEMENT AMENDMENT – SARCCUP PROJECT FACILITIES (CM#2017.143)**

Mark Norton provided a PowerPoint presentation with results of the SARCCUP Decision Support Model (DSM) scenarios, developed by CH2M, demonstrating that the same 180,000 acre feet of water benefit from the SARCCUP conjunctive use project can be more effectively optimized by replacing certain components of the SARCCUP projects with others. SARCCUP agencies have proposed removing same project elements and replacing them with new facilities. Cost savings to the project will be realized while maintaining the intended benefit as proposed under the grant agreement with DWR. With the removal and addition of the conjunctive use projects outlined, the original capital cost included in the DWR/SAWPA grant agreement of \$84.5 million would be reduced to \$65.6 million.

Staff supported the recommendation of the Project Agreement 23 Committee, made at the December 5, 2017 meeting, to execute an amendment to the grant agreement with DWR reflecting these revised project facilities.

**MOVED**, direct staff to execute an amendment to the SAWPA/DWR Grant Agreement to reflect revised SARCCUP Project Facilities as recommended by the Project Agreement 23 Committee subject to minor facility cost adjustments.

Result: **Adopted (Unanimously)**  
Motion/Second: Sullivan/Evans  
Ayes: Evans, Longville, Parker, Sullivan, Whitaker  
Nays: None  
Abstentions: None  
Absent: None

**B. APPROVAL OF LIST OF FIRMS AND TECHNICAL WRITING SERVICES CONTRACT (CM#2017.144)**

Mark Norton provided a PowerPoint presentation with recommendations for a list of qualified firms to provide technical and grant writing services on an on-call, as-needed basis. On October 17, 2017, the SAWPA Commission authorized SAWPA staff to issue a Request for Qualifications (RFQ) for technical writing and grant writing support consultant services. The RFQ was released in late October, and there were eight (8) responsive firms. Of those eight, staff recommended approval of the following on-call list of consultants:

Firm	Technical Writing	Grant Writing
Dukek	x	x
MNS Engineers	x	x
Woodard & Curran	x	x
Blais & Associates		x
Hammon Strategies	x	
The Kahlen Group		x

Staff recommended execution of a task order with Dudek for the most urgent need – technical writing support for the OWOW Plan Update 2018. Additional task orders for other services will be brought before the Commission in January 2018.

**MOVED**, authorize staff to: (1) Approve the list of qualified firms that could provide technical writing and grant writing support services; and, (2) Execute Task Order No. DUDK373-01 with Dudek in the amount of \$25,600 to provide technical writing services in support of the SAWPA Planning Department and the OWOW Plan Update 2018.

Result: **Adopted (Unanimously)**  
 Motion/Second: Evans/Sullivan  
 Ayes: Evans, Longville, Parker, Sullivan, Whitaker  
 Nays: None  
 Abstentions: None  
 Absent: None

**C. INLAND EMPIRE BRINE LINE REACH 4D REHABILITATION WORK PLAN RFP (CM#2017.145)**

David Ruhl provided a PowerPoint presentation detailing the Reach 4D Rehabilitation Work Plan and the need for professional services of an engineering consultant to evaluate potential repair methods, identify a preferred method, identify CEQA requirements, prepare a preliminary schedule and cost estimate, which will be utilized in the development of an overall project budget. Staff recommended issuing a Request for Proposals to provide these services, which would include field investigation to confirm structural integrity of the pipeline and the extent of repairs.

**MOVED**, direct staff to release a Request for Proposes (RFP) for engineering services for the Inland Empire Brine Line Reach 4D Rehabilitation Work Plan.

Result: **Adopted (Unanimously)**  
 Motion/Second: Parker/Sullivan  
 Ayes: Evans, Longville, Parker, Sullivan, Whitaker  
 Nays: None  
 Abstentions: None  
 Absent: None

**D. INLAND EMPIRE BRINE LINE REACH V REHABILITATION AND IMPROVEMENT PROJECT – PHASE 1 – NOTICE OF COMPLETION (CM#2017.146)**

David Ruhl provided a PowerPoint presentation project summary on the Inland Empire Brine Line Reach V Rehabilitation and Improvement Project, Phase 1. Weka, Inc., has completed all work on Task 1, 2 and 3 (March 2017) as well as Task 4 (November 2017). Expenditures were approximately \$868,000 less than the authorized amount of \$15.6 million. Alternate Commissioner Parker commended staff on the successful completion of the project on time and under budget.

**MOVED**, Authorize the General Manager to accept the Weka, Inc. work as complete and direct staff to file a Notice of Completion with the Riverside County Clerk upon the following:

- 1) Contractor has delivered all documents required by the Contract Documents;
- 2) Notice from Engineer accepting the work;
- 3) Receipt of Final Application for Payment from the Contractor; and,
- 4) Notice from Construction Manager recommending final payment.

Result: **Adopted (Unanimously)**  
Motion/Second: Sullivan/Parker  
Ayes: Evans, Longville, Parker, Sullivan, Whitaker  
Nays: None  
Abstentions: None  
Absent: None

**E. CHINO BASIN WATER STORAGE PROGRAM | CALIFORNIA WATER COMMISSION PROPOSITION 1 WATER STORAGE INVESTMENTS PROGRAM APPLICATION**

Joe Grindstaff provided a PowerPoint presentation on a recent \$480 million grant application for Proposition 1 funding to support groundwater storage in the Chino Basin and the Chino Basin Conjunctive Use Environmental Water Storage/Exchange Program (The Chino Basin Project). Commissioner Longville noted that this project will add value to SARCCUP. The grant award decision is expected in June 2018.

This item was for informational and discussion purposes; no action was taken on Agenda Item No. 6.E.

**F. SANTA ANA SUCKER HABITAT PROTECTION AND BENEFICIAL USE ENHANCEMENT PROJECT: COMPLIANCE WITH THE CALIFORNIA ENVIRONMENTAL QUALITY ACT AND EXECUTION OF A RIGHT OF ENTRY AGREEMENT (CM#2017.147)**

Ian Achimore provided a PowerPoint presentation on protect scope and schedule, CEQA compliance and a Right of Entry Agreement with the Riverside County Regional Park and Open-Space District relating to the Santa Ana Sucker Habitat Protection and Beneficial Use Enhancement Project. The public comment period on the Draft Initial Study/Mitigated Negative Declaration closed November 28, 2017. The bid process is expected to commence in the summer of 2018, with project construction expected in the fall of 2018. The project will be constructed in the Santa Ana River within the city of Jurupa Valley on property owned and managed by the Riverside County Regional Park and Open-Space District; access agreement fees have been waived. Expected useful life of the completed structure is approximately 2-3 years. Heather Dyer, SBVMWD, voiced her support of SAWPA's collaborative efforts in leading this project through to successful completion, stating at least three other agencies will be replicating this project design along the river. Appreciation was given to OCWD staff for their time and effort in ensuring CEQA compliance. Chair Longville noted the unique project design works with nature in creating natural habitat.

Chair Longville opened the public hearing to receive public comments on the Draft Initial Study/Mitigated Negative Declaration. There were no public comments. Chair Longville closed the public hearing and called for a motion.



**MOVED,**

- 1) Adopt the final Initial Study/Mitigated Negative Declaration;
- 2) Adopt the Mitigation Monitoring and Reporting Program;
- 3) Direct Staff to file a Notice of Determination; and,
- 4) Approve execution of a right of entry agreement with the Riverside County Regional Park and Open-Space District.

Result: **Adopted (Unanimously)**  
Motion/Second: Sullivan/Whitaker  
Ayes: Evans, Longville, Parker, Sullivan, Whitaker  
Nays: None  
Abstentions: None  
Absent: None

**G. OWOW PLAN UPDATE 2018 STATUS (CM#2017.148)**

Mike Antos provide a brief oral report reviewing the agenda packet information.

This item was for informational and discussion purposes; no action was taken on Agenda Item No. 6.G.

**H. WECAN PROGRAM, AMENDMENT OF MOU WITH ANAHEIM PUBLIC UTILITIES (CM#2017.149)**

Mike Antos provided a PowerPoint presentation on the Water Energy Community Action Network (WECAN) Program. It is on budget and on schedule, with anticipated completion in December 2018. The proposed amendment to the MOU between SAWPA and the Anaheim Public Utilities would accept an additional \$40,000 in matching funds to execute the WECAN program.

On December 7, 2017, the Community Action Partnership of San Bernardino County presented SAWPA with an award of appreciation for support of energy, education and environmental services in accomplishing its mission of helping people and changing lives, which was supported by numerous Certificates of Appreciation from local and state elected officials.

**MOVED,** authorize the General Manager to negotiate and sign an amendment to the MOU between SAWPA and the Anaheim Public Utilities to accept an additional \$40,000 of match dollars from the Anaheim Public Utilities to execute the Water Energy Community Action Network Project.

Result: **Adopted (Unanimously)**  
Motion/Second: Whitaker/Sullivan  
Ayes: Evans, Longville, Parker, Sullivan, Whitaker  
Nays: None  
Abstentions: None  
Absent: None

**I. STAFFING (CM#2017.152)**

Rich Haller recommended creating a Business Analyst position to assist is systematic data collection, provide analysis, and present results in a simplified, graphical format to the Commission, staff and stakeholders. Data analysis will primarily involve the Brine Line business line; however, the position will also be utilized in other analytical and data management capacities. This position is funded by the remaining funds from the former Executive Manager of Engineering and Operations.

**MOVED**, approve creation of a Business Analyst position at Classification 33, with a salary range of \$66,679 - \$81,049; approve the job description; and authorize the immediate and filling of the position.

Result:	<b>Adopted (Unanimously)</b>
Motion/Second:	Evans/Sullivan
Ayes:	Evans, Longville, Parker, Sullivan, Whitaker
Nays:	None
Abstentions:	None
Absent:	None

**7. INFORMATIONAL REPORTS**

The following oral/written reports/updates were received and filed.

**A. CASH TRANSACTIONS REPORT – OCTOBER 2017**

**B. INTER-FUND BORROWING – OCTOBER 2017 (CM#2017.150)**

**C. PERFORMANCE INDICATORS/FINANCIAL REPORTING – OCTOBER 2017 (CM#2017.151)**

**D. GENERAL MANAGER'S REPORT**

A revised Commissioner Compensation and Reimbursement Request form was provided. The form was prepared by staff in an effort to streamline and ensure the accuracy of Commissioner compensation.

**E. SAWPA GENERAL MANAGERS MEETING NOTES – DECEMBER 12, 2017**

**F. CHAIR'S COMMENTS/REPORT**

The January 2, 2018 Commission meeting will be cancelled; staff will provide notice of cancellation.

**G. COMMISSIONERS' COMMENTS**

Commissioner Sullivan provided an update on the December 13, 2017 Joint Policy Committee meeting with OCSD.

**H. COMMISSIONERS' REQUEST FOR FUTURE AGENDA ITEMS**

There were no additional requests for future agenda items.

**8. CLOSED SESSION**

Chair Longville recessed the meeting to Closed Session at 11:03 a.m. No reportable action was anticipated. Designated personnel essential to the discussion were present during Closed Session.

**A. CONFERENCE WITH LEGAL COUNSEL – EXISTING LITIGATION PURSUANT TO GOVERNMENT CODE SECTION 54956.9(d)(1)**

Name of Case: Spiniello Companies v. Charles King Company, Inc., Santa Ana Watershed Project Authority, The Ohio Casualty Insurance Company (Superior Court of Los Angeles BC616589)

**B. PURSUANT TO GOVERNMENT CODE SECTION 54957.6 – CONFERENCE WITH LABOR NEGOTIATOR**

SAWPA Designated Representative: General Manager Richard E. Haller  
Non-Represented Employees: All SAWPA employees

Chair Longville resumed Open Session at 11:29 a.m. There was no discussion on Agenda Item No. 8.B. There was no reportable action.

9. **ADJOURNMENT**

There being no further business for review, Chair Longville adjourned the meeting at 11:29 a.m.

**Approved at a Regular Meeting of the Santa Ana Watershed Project Authority Commission on Tuesday, January 16, 2018.**

---

Susan Lien Longville, Chair

Attest:

---

Kelly Berry, CMC  
Clerk of the Board

Page Intentionally Blank

*Santa Ana Watershed  
Project Authority*



**Finance Department**


Santa Ana Watershed Project Authority  
**TREASURER'S REPORT**

**December 2017**

During the month of December 2017, the Agency's actively managed temporary idle cash earned a return of 1.619%, representing interest earnings of \$19,471. Additionally, the Agency's position in overnight funds L.A.I.F. and CalTRUST generated \$23,340 and \$2,463 in interest, resulting in \$45,273 of interest income from all sources. Please note that this data represents monthly earnings only, and does not indicate actual interest received. There were three (3) investment positions purchased, zero (0) positions sold, zero (0) positions matured, and zero (0) positions were called.

This Treasurer's Report is in compliance with SAWPA's Statement of Investment Policy. Based upon the liquidity of the Agency's investments, this report demonstrates the ability to meet customary expenditures during the next six months.

January 11, 2018

Prepared and Submitted by:   
Karen L. Williams, Chief Financial Officer

*Santa Ana Watershed Project Authority*  
**INVESTMENT PORTFOLIO - MARKED TO MARKET - UNREALIZED GAINS & LOSSES**  
*December 31, 2017*

SAWPA primarily maintains a "Buy and Hold" investment philosophy, with all investments held by the Citizens Business Bank via a third-party safekeeping contract.

Investment Type	Security Type	CUSIP	Dealer	Purchase Date	Maturity Date	Call Date (if appl)	Par Value	Yield To Maturity	Investment Cost	Market Value Current Month	Unrealized Gain / (Loss)	Coupon Rate	Interest Earned
Agency	FHLMC	3137EACA5	WMS	03-27-14	03-27-19	No Call	\$500,000	1.790%	546,650.00	511,461.00	(35,189.00)	3.750%	\$ 760.14
Agency	FHLMC	3137EAEC9	WMS	09-16-16	08-12-21	No Call	\$1,000,000	1.335%	990,060.00	964,375.00	(25,685.00)	1.125%	\$ 1,133.79
Agency	FHLMC	3137EADB2	WMS	04-17-17	01-13-22	No Call	\$500,000	2.375%	512,767.00	503,787.00	(8,980.00)	2.375%	\$ 1,008.56
Agency	FHLB	313379EE5	WMS	05-26-15	06-14-19	No Call	\$500,000	1.420%	504,015.00	498,668.00	(5,347.00)	1.625%	\$ 603.10
Agency	FHLB	313383HU8	WMS	06-16-16	06-12-20	No Call	\$1,000,000	1.080%	1,026,088.00	992,761.00	(33,327.00)	1.750%	\$ 917.27
Agency	FHLB	313379Q69	WMS	12-14-17	06-10-22	No Call	\$1,000,000	2.150%	998,930.00	992,247.00	(6,683.00)	2.125%	\$ 1,001.42
Agency	FNMA	3135GOZA4	WMS	03-27-14	02-19-19	No Call	\$500,000	1.800%	501,975.00	500,130.00	(1,845.00)	1.875%	\$ 764.38
Agency	FNMA	3136G1GP8	WMS	03-27-13	03-27-18	No Call	\$1,000,000	1.000%	1,000,000.00	999,007.00	(993.00)	1.000%	\$ 849.32
Agency	FNMA	3135G0H55	WMS	12-28-15	12-28-20	No Call	\$1,000,000	1.830%	1,002,140.00	994,842.00	(7,298.00)	1.875%	\$ 1,554.26
Agency	FNMA	3135G0F73	WMS	06-16-16	11-30-20	No Call	\$1,000,000	1.150%	1,015,157.00	984,803.00	(30,354.00)	1.500%	\$ 976.72
Agency	USTN	912828A34	WMS	11-17-15	11-30-18	No Call	\$1,000,000	1.166%	1,002,500.00	995,000.00	(7,500.00)	1.250%	\$ 990.21
Agency	USTN	912828WC	WMS	11-17-15	10-31-20	No Call	\$1,000,000	1.638%	1,005,312.50	993,594.00	(11,718.50)	1.750%	\$ 1,391.04
Agency	USTN	912828G61	WMS	11-17-15	11-30-19	No Call	\$1,000,000	1.469%	1,001,210.94	992,422.00	(8,788.94)	1.500%	\$ 1,247.59
Agency	USTN	912828L32	WMS	06-17-16	08-31-20	No Call	\$500,000	1.030%	507,070.31	492,363.50	(14,706.81)	1.375%	\$ 437.53
Agency	USTN	912828L65	WMS	06-16-16	09-30-20	No Call	\$500,000	1.041%	506,992.19	492,031.00	(14,961.19)	1.375%	\$ 441.95
Agency	USTN	912828L99	WMS	06-16-16	10-31-20	No Call	\$500,000	1.051%	506,914.06	491,582.00	(15,332.06)	1.375%	\$ 446.10
Agency	USTN	912828S76	WMS	12-14-17	07-31-21	No Call	\$1,000,000	2.013%	969,062.50	966,289.00	(2,773.50)	1.125%	\$ 937.47
CORP	Toyota Motor Credit Corp	89236TCP8	WMS	09-15-16	07-13-18	No Call	\$500,000	1.100%	504,057.50	499,146.00	(4,911.50)	1.550%	\$ 467.15
CD	Ally Bank	02006L2F9	WMS	01-13-15	04-20-20	No Call	\$248,000	1.800%	248,000.00	248,000.00	-	1.800%	\$ 379.13
CD	American Express	02587DP85	WMS	04-19-17	04-19-21	No Call	\$248,000	2.250%	248,000.00	248,000.00	-	2.250%	\$ 473.92
CD	American Express BK FSB	AN4199708	WMS	05-10-17	05-10-21	No Call	\$248,000	2.200%	248,000.00	248,000.00	-	2.200%	\$ 463.39
CD	GE Cap Retail	36157PVU0	WMS	01-31-14	01-31-18	No Call	\$248,000	1.450%	248,000.00	248,077.65	77.65	1.450%	\$ 305.41
CD	National Bank of NY	634116CA3	WMS	06-18-14	06-18-18	No Call	\$248,000	1.300%	248,000.00	247,700.42	(299.58)	1.300%	\$ 273.82
CD	Capital Bank FI Miami	139800CC8	WMS	05-27-15	05-29-18	No Call	\$248,000	1.100%	248,000.00	247,653.79	(346.21)	1.100%	\$ 231.69
CD	Capital One NA	14042RAG6	WMS	09-30-15	10-01-18	No Call	\$248,000	1.650%	248,000.00	247,976.51	(23.49)	1.650%	\$ 347.54
CD	Capital One Bank USA NA	140420VZ0	WMS	09-30-15	10-01-18	No Call	\$248,000	1.650%	248,000.00	247,976.51	(23.49)	1.650%	\$ 347.54
CD	Wells Fargo Bank NA	9497482W6	WMS	12-02-15	12-03-18	No Call	\$245,000	1.450%	245,000.00	244,508.00	(492.00)	1.450%	\$ 301.72
CD	Goldman Sachs Bank USA	38148PUV7	WMS	12-20-17	12-20-22	No Call	\$248,000	2.500%	248,000.00	248,000.00	-	2.500%	\$ 186.85
CD	CIT Bank	17284A6P8	TVI	03-13-13	03-13-18	No Call	\$248,000	1.100%	248,000.00	247,896.51	(103.49)	1.100%	\$ 231.69
<b>Total Actively Invested Funds</b>							<b>\$16,725,000</b>		<b>\$ 16,825,902.00</b>	<b>\$ 16,588,297.89</b>	<b>\$ (237,604.11)</b>	<b>1.619%</b>	<b>\$ 19,470.72</b>
<b>Total Local Agency Investment Fund</b>									\$22,179,480.40			1.239%	23,339.50
<b>Total CalTRUST Investment Fund</b>									\$2,180,623.15			1.330%	2,463.21
<b>Total Invested Cash</b>							<b>\$16,725,000</b>		<b>\$ 41,186,005.55</b>			<b>1.393%</b>	<b>\$ 45,273.42</b>

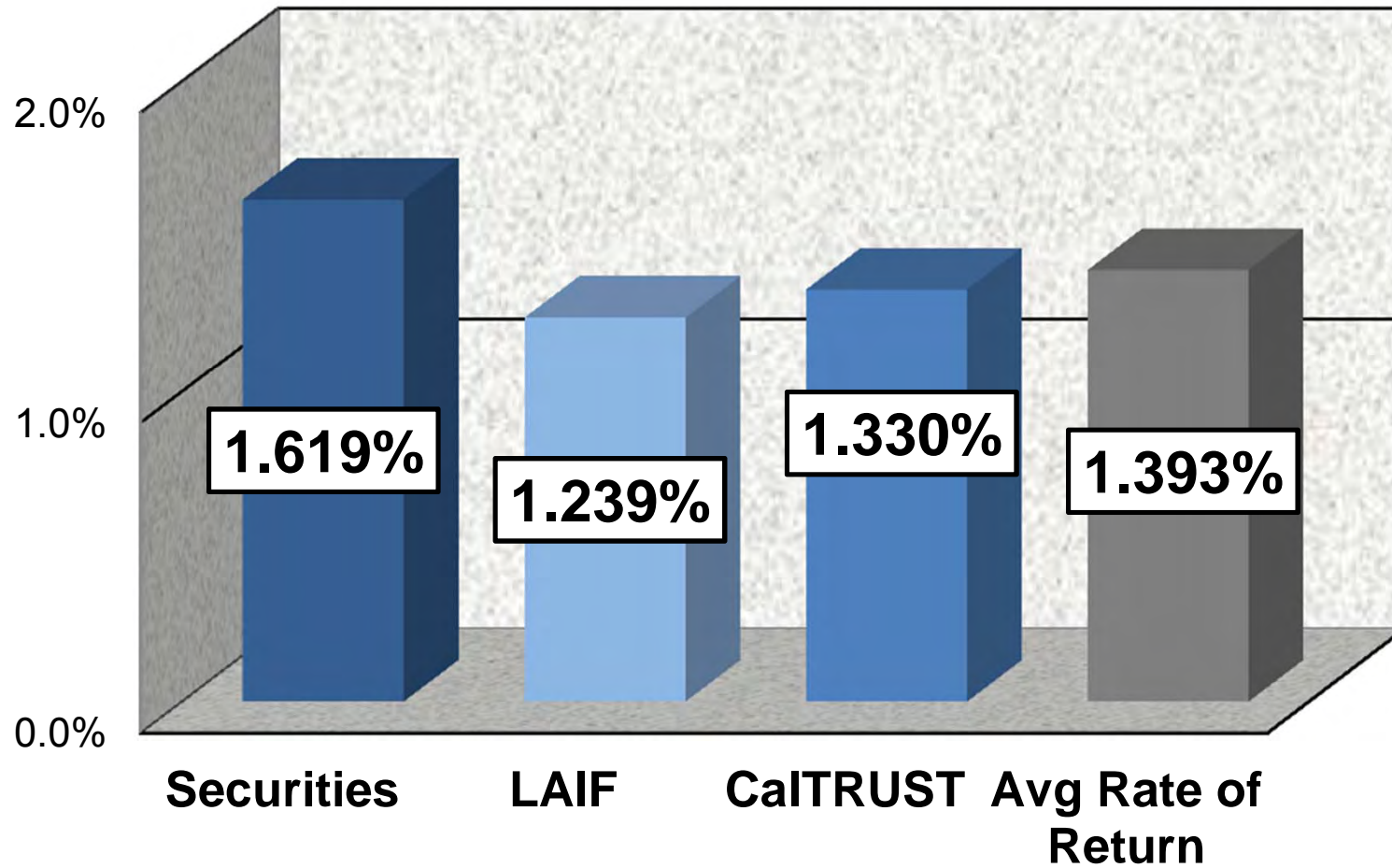
**Key to Security Type:**

FHLB	= Federal Home Loan Bank
FHLMC	= Federal Home Loan Mortgage Corporation
FNMA	= Federal National Mortgage Association
USTN	= US Treasury Note
CORP	= Corporate Note
CD	= Certificate of Deposit
GDB	= Goldman Sachs Bank

**Key to Dealers:**

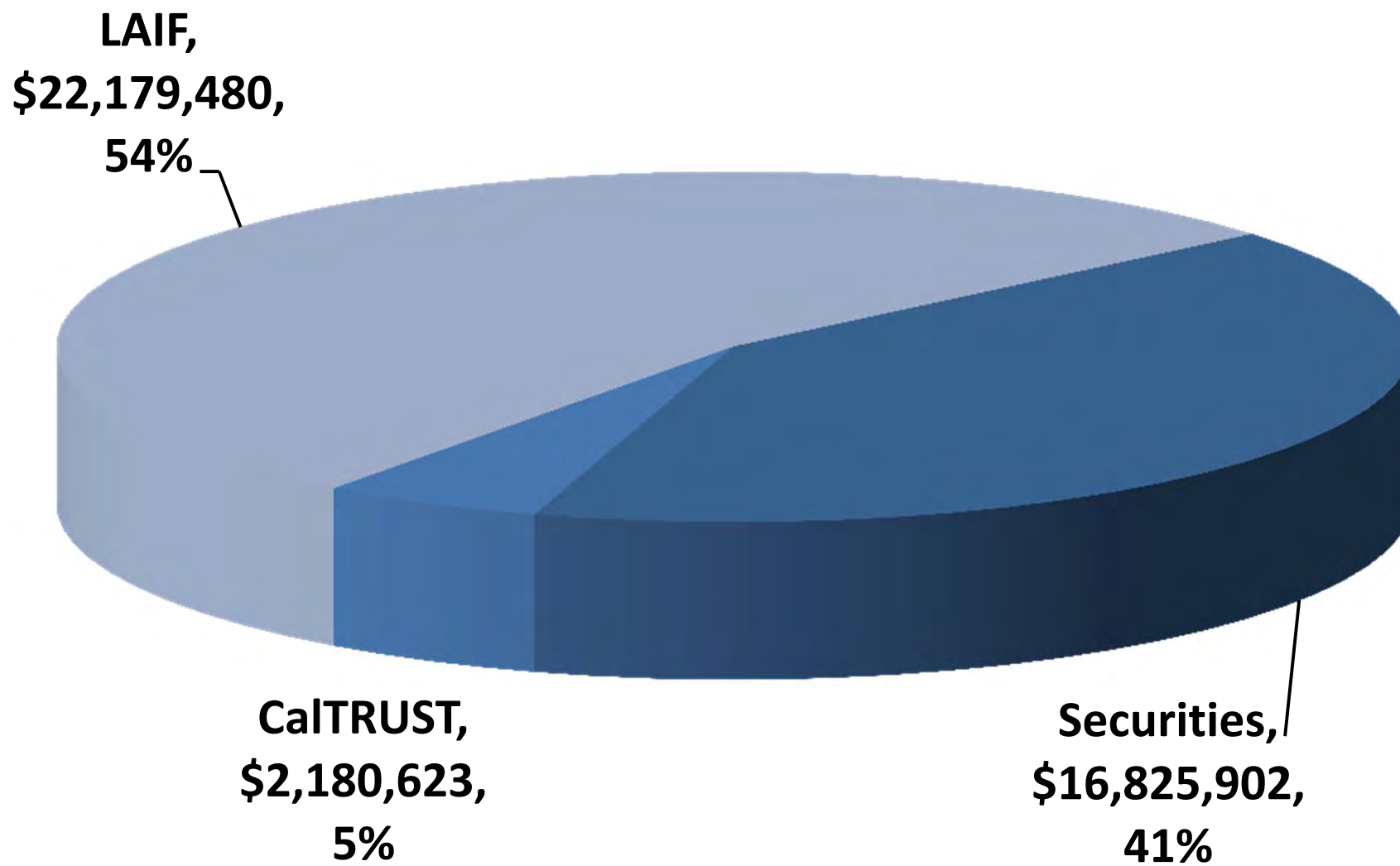
FCS	= FinaCorp Securities
MBS	= Multi-Bank Securities
MS	= Mutual Securities
RCB	= RBC Dain Rauscher
SA	= Securities America
TVI	= Time Value Investments
WMS	= Wedbush Morgan Securities

## Interest Rate Analysis



# Investments

\$41,186,006

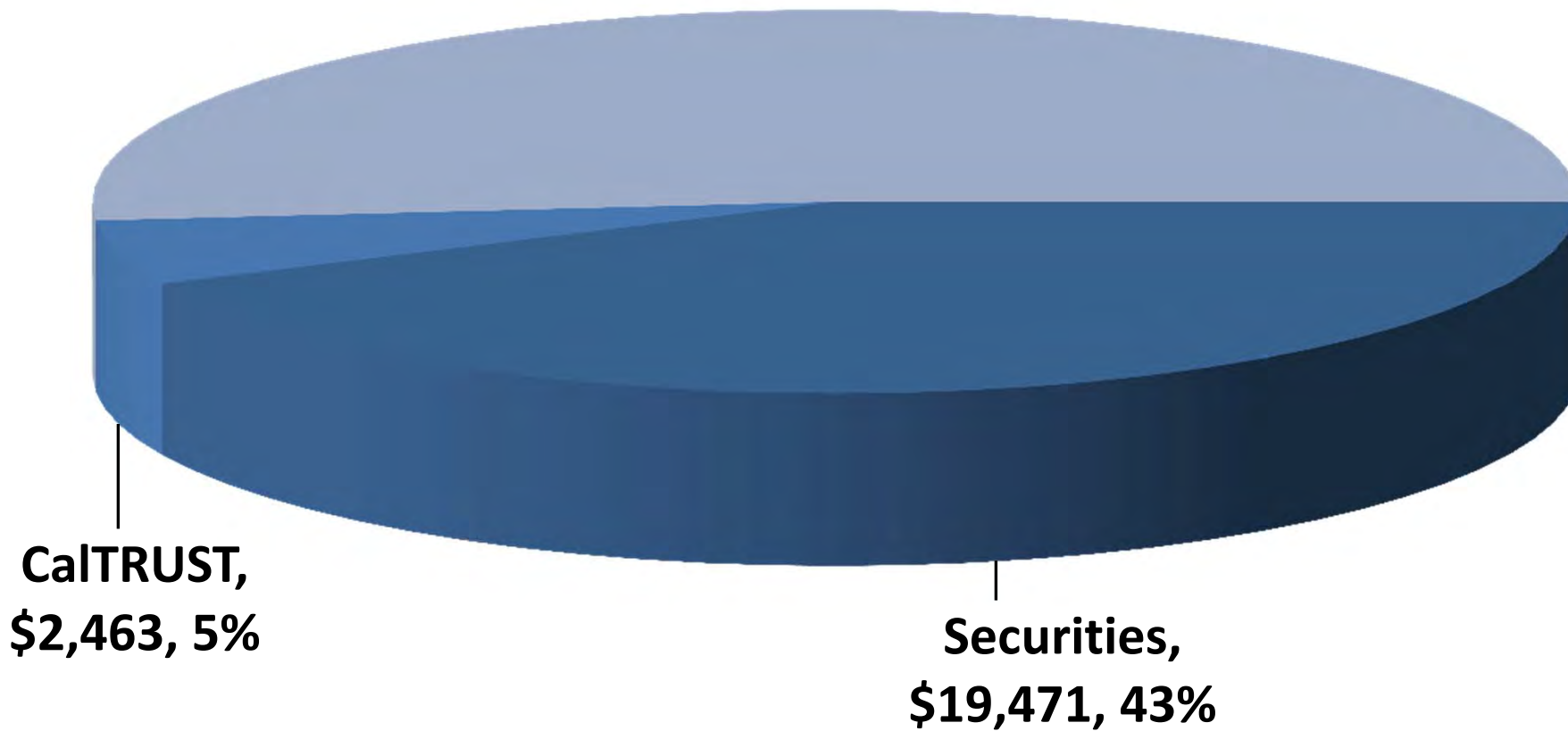




# Interest

\$45,273

LAIF, \$23,339,  
52%



CalTRUST,  
\$2,463, 5%

Securities,  
\$19,471, 43%

Page Intentionally Blank

## COMMISSION MEMORANDUM NO. 2018.3

**DATE:** January 16, 2018  
**TO:** SAWPA Commission  
**SUBJECT:** Technical Writing Services – Woodard & Curran  
**PREPARED BY:** Mark Norton, Water Resources & Planning Manager

### RECOMMENDATION

It is recommended that the Commission:

- 1) Authorize staff to execute Task Order No. RMC504-401-03 with Woodard & Curran in the amount of \$34,992 to provide technical writing services in support of the SAWPA Roundtables and Prop 84 project support.
- 2) Provide feedback on sample outreach brochure format.
- 3) Authorize transfer of \$111,842 from labor and \$40,570 from benefits budgeted for a full time staff position for FYE 2018 to technical/grant writing consultant support for the following funds (100, 370-01, 370-02, 373, 374, 384-01, 386, 387, 392).

### BACKGROUND

On December 19, 2017 the SAWPA Commission approved a list of six qualified consulting firms/individuals to provide Technical Writing Services and Grant Writing Services to SAWPA. These firms will be considered for consultant support services to support staff needs using funds that were included for in the FYE 2018 & 2019 budgets for this purpose, and to bring proposed consultant agreements back to the Commission for authorization and execution. To move forward with this support, the SAWPA Commission previously authorized a task order with Dudek to provide technical writing support services for the OWOW Plan Update 2018. Additional technical and grant writing support was deemed essential for SAWPA to continue to meet its goals and objectives.

### DISCUSSION

Technical writing services are needed to help support outreach to federal, state and local officials to describe the successes, benefits and results of the SAWPA Roundtables as well as Prop 84 projects. Based on interviews conducted in December, Woodard & Curran has demonstrated it has successfully delivered similar types of outreach material for other agencies. A task order in the amount of \$34,992 is recommended with this firm based on their scope of work, cost estimate and schedule included in the task order. Feedback from the SAWPA Commission on the types of outreach brochures that they may wish to share with federal and state officials is requested.

According to the SAWPA Finance Department, although direction was given to staff by the SAWPA Commission on June 20, 2017 to use funding designated in the FYE 2018 & 2019 Budget for a technical/grant staff position to consulting services, a formal Commission authorization of this transfer for FYE 2018 funding is needed. This would include transfer of all funding originally designated under labor and benefits for this function to consulting services for FYE 2018.

### CRITICAL SUCCESS FACTORS

#### OWOW

Active participation of a diverse group of stakeholders representing counties, cities, and water districts, as well as the private sector and the regulatory, environmental, and environmental justice communities who integrate the different interests in the watershed beyond political boundaries. Ensuring all perspectives are heard and valued.

A strong reputation and sufficient capacity within SAWPA staff for strategic facilitation, planning, communication, leadership and community engagement.

Annual review of the accomplishments and implementation performance of the plan with the Commission and the Steering Committee.

Data and information needed for decision-making is available to all.

#### Roundtables

Report and use results of roundtable's work, leverage information and involvement for the benefit of SAWPA, its members, and other stakeholders.

Adequate professional staff and resources to effectively provide facilitation, management, administrative and technical support to collaborative work efforts.

#### **RESOURCE IMPACTS**

All funding for this work has been included in the FYE 2018 Budget and authorization of the transfer of funding, labor and benefits, for the full time staff position to consulting services will complete the necessary transaction to proceed.

Attachment:

1. Task Order No. RMC504-401-03 – Woodard & Curran
2. Woodard & Curran Proposal for Technical Writing Services



# SANTA ANA WATERSHED PROJECT AUTHORITY

## TASK ORDER NO. RMC504-401-03

**CONSULTANT:** Woodard & Curran (Formerly RMC Water and Environment)  
 15510-C Rockfield Blvd, Ste 200  
 Irvine, CA 92618

**VENDOR NO.** 1980

**VALUE:** \$34,992

**PAYMENT:** Upon Proper Invoice

**REQUESTED BY:** Mark Norton  
 Water Resources & Planning Manager

January 16, 2018

**FINANCE:** \_\_\_\_\_  
 Karen Williams, CFO Date

**FINANCING SOURCE:** Acct. Coding 504-401-IMPLE-6113-01  
 Acct. Description: General Consulting

**COMMISSION/COMMITTEE AUTHORIZATION REQUIRED:** YES (X) NO ( )

*Funding for this work was approved by the PA23 Committee on January 16, 2018; Ref Memo #2018.\_\_\_\_*

This Task Order is issued by the Santa Ana Watershed Project Authority (hereafter "SAWPA") to **Woodard & Curran** (hereafter "Consultant") pursuant to the Agreement between SAWPA and Consultant entitled *Agreement for Services*, dated July 28, 2016 (*expires 12-31-21*).

**I. PROJECT NAME OR DESCRIPTION**

Proposal Technical Writing

**II. SCOPE OF WORK / TASKS TO BE PERFORMED**

Consultant shall provide all labor, materials and equipment for the Project to perform the task of Proposal Technical Writing in support of the SAWPA Roundtables and Proposition 84 Project Support. This technical /grant writing consultant support will be for the following project fund codes: 100, 370-01, 370-02, 373, 374, 384-01, 386, 387, and 392, as thoroughly described in **Attachment A**.

**III. PERFORMANCE TIME FRAME**

Consultant shall begin work within five days of the date this Task Order is signed by the Authorized Officer and shall complete performance of such services by or before **June 30, 2018**.

**IV. SAWPA LIAISON**

Mark Norton and/or Ian Achimore shall serve as liaison between SAWPA and Consultant.

**V. COMPENSATION**

For all services rendered by Consultant pursuant to this Task Order, Consultant shall receive a total not-to-exceed sum of **\$34,992**. Payment for such services shall be made within 30 days upon receipt of timely and proper invoices from Consultant, as required by the above-mentioned Agreement. Each such invoice shall be provided to SAWPA by Consultant within 15 days after the end of the month in which the services were performed.



## ATTACHMENT A

January 4, 2018



Mark R. Norton PE, LEED AP, ENV SP  
Santa Ana Watershed Project Authority  
11615 Sterling Ave.  
Riverside, CA 92503

Re: **Proposal for Technical Writing Task Order No. 01**

Dear Mr. Norton:

Thank you for the opportunity to submit this letter proposal for a Technical Writing Task Order No. 01 to produce outreach brochures for 11 projects and task forces coordinated by the Santa Ana Watershed Project Authority (SAWPA). The following is our understanding of the project, proposed scope of work, schedule, and fee estimate.

### BACKGROUND

SAWPA, in collaboration with its member agencies, aims to solve watershed issues on a regional scale and give all water interests a voice in the planning process. To better inform stakeholders about the accomplishments and value of SAWPA's various task forces, projects, and programs, Woodard & Curran will develop a series of outreach brochures that can be used by SAWPA and its member agencies. Woodard & Curran has experience in creating effective brochures and fact sheets for clients, including organizations with multiple member agencies, that communicate key outreach messaging in a compelling, informative, and engaging manner.

This proposal includes development of 11 outreach brochures about regional water projects and tasks forces that SAWPA manages. The brochures will support outreach efforts by individual agencies and will emphasize the benefits of SAWPA's efforts. The brochures will cover the following efforts:

1. **Basin Monitoring Program Task Force.** This task force is a partnership of 17 agencies responsible for implementing the Basin Plan Amendments, building upon the work of the Nitrogen/Total Dissolved Solids (TDS) task force. It is responsible for compiling and collecting monitoring data to evaluate the water quality of the Santa Ana River.
2. **Emerging Constituents Task Force.** This task force is responsible for developing a plan to investigate Constituents of Emerging Concern (CECs) in water used for local aquifer groundwater recharge projects.
3. **Middle Santa Ana River Watershed TMDL Task Force.** The purpose of this task force is to implement total maximum daily loads (TMDLs) adopted by the Santa Ana Regional Water Quality Control Board (RWQCB).
4. **Imported Water Recharge Workgroup.** The workgroup focuses on evaluating the impacts of imported water on groundwater quality in the Santa Ana River Watershed, with a focus specifically on nitrogen and TDS.
5. **Water-Energy Community Action Network (WE CAN).** The WE CAN program supports low-income communities as they seek way to reduce their water and energy footprint to adapt to



climate change. Two major components of the program are the Free Water Fixture Replacement and the Free Lawn Replacements.

6. **Regional Water Quality Monitoring Task Force.** This task force was formed to implement a coordinated regional water quality monitoring program in the Santa Ana River Watershed to meet requirements of the Santa Ana Basin Plan and to help support other regional water quality efforts.
7. **Santa Ana Water LBV Cowbird Trapping.** This SAWPA project is part of the endangered least Bell's vireo (LBV) monitoring program, and implemented brown-headed cowbird traps throughout the Santa Ana River Watershed to help manage the cowbird population.
8. **OWOW Proposition 84-Round 1.** SAWPA was awarded \$12.7 million in Proposition 84-Round 1 Integrated Regional Water Management (IRWM) implementation grant funding for 13 projects. Funding under Round 1 provided financial assistance for projects that help local public agencies meet long-term water needs.
9. **OWOW Proposition 84-Round 2.** SAWPA was awarded \$16.7 million in Proposition 84-Round 2 IRWM implementation grant funding for 20 projects. Projects included implementing recycled water delivery and groundwater recharge.
10. **OWOW Prop 84-Round 4.** SAWPA was awarded \$64.3 million in the final round of Proposition 84 IRWM implementation grant funding for three high-priority projects. The three projects included the 2015 Integrated Watershed Protection Program, the Newhope-Placentia Trunk Sewer Replacement Project, and the Santa Ana River Conservation and Conjunctive Use Program.
11. **Overall Roundtable Summary.** One outreach brochure will be developed to summarize the various task forces, projects, and programs that SAWPA manages, highlighting key outcomes and accomplishments of these regional planning efforts.

## SCOPE OF SERVICES

Woodard & Curran proposes to complete all 11 brochures under four (4) tasks, as described here.

### Task 1: Working Meetings

Woodard & Curran will hold two (2) working meetings with SAWPA to discuss the vision for the brochures. The team will define the audience, identify key messages and graphics, and determine brochure formatting. Working Meeting #1 will be used to discuss the content and formatting of the 11 workgroups and projects. These meetings are anticipated to result in a list of known resources that may be used to develop the brochures, including final reports, data, or other materials. This meeting will be held at SAWPA's offices.

Prior to Working Meeting #2, Woodard & Curran will provide a general outline for each of the 11 brochures. Working Meeting #2 will be held via conference call to discuss the proposed general outlines and further discuss any brochure topics that were not fully vetted in the first meeting or that may need additional follow-up.

#### Deliverables:

- Meeting materials, including agendas and handouts, for two (2) working meetings





- Outlines for 11 outreach brochures

## Task 2: Brochure Content Development

Woodard & Curran will draft content for each of the 11 topics, following a standard procedure as follows:

1. research each topic through the SAWPA website and other resources provided by SAWPA staff in order to characterize the project/task force,
2. prepare draft brochure text and general mock-up of layout,
3. update graphics and identify photos for use in layout, and
4. perform brochure content review and quality assurance.

SAWPA will provide shapefiles and data for maps and graphics created for the brochures, as well as any resources identified during the working meetings under Task 1 that are not readily available online. Woodard & Curran will develop draft content for each brochure, and provide to SAWPA for review. This proposal assumes 5-hour level of effort associated with content development (by staff planner) for each brochure.

Following incorporation of SAWPA comments, Woodard & Curran will develop final brochure content for use in Task 3. Up to two conference calls may be held to discuss SAWPA's comments. This task assumes that SAWPA will review the revised brochure content upon delivery of the brochures in draft layout. Woodard & Curran will review all content to confirm that key messages associated with the regional program are consistent throughout the work effort.

### Deliverables:

- Electronic (Word file) copies of 11 draft and final brochure contents
- Coordination of two (2) conference calls to review SAWPA comments

## Task 3: Brochure Graphic Design

Woodard & Curran will prepare a design template for the outreach brochures, with clearly delineated areas for information about SAWPA, the subject task force/project, key messages, graphics/maps, and links to obtain more information. The design template will be provided prior to Working Meeting #2 for review and feedback.

Woodard & Curran will prepare graphics and brochure layouts for each of the 11 topics. This proposal assumes that each of the 11 brochures will be formatted for as four-page pamphlets on a single 11 x 17 piece of paper. Should a larger or more complicated format be requested during the working meetings, Woodard & Curran may submit an amendment to this proposal. Revised brochure content will be placed into draft layout under this task, and provided to SAWPA for review. This proposal assumes 5-hour level of effort associated with graphic design (by staff graphic designer) for each brochure.

Following incorporation of SAWPA's comments, Woodard & Curran will produce a Screencheck version of each brochure for final approval by SAWPA. Final brochures for all 11 topics will then be provided in electronic (pdf) format. Up to two conference calls may be held with SAWPA to discuss comments prior to finalization. This proposal does not include any print copies of final brochures.

### Deliverables:

- Template for outreach brochures



- Electronic (pdf) copies of 11 draft and final brochures
- Coordination of two (2) conference calls to review SAWPA comments

#### Task 4: Project Management

This task includes project management and monthly reporting on progress and invoicing to SAWPA.

#### Deliverables:

- Monthly invoices and progress reports for duration of the project

#### SCHEDULE

This proposal assumes work on the brochures would span a period of six months, with kickoff anticipated in late January. The schedule for development of the 11 outreach brochures will be discussed and agreed upon during Working Meeting #1.

#### BUDGET

The proposed budget for completion of the Scope of Services described herein is \$34,992. A detailed fee estimate included in **Attachment A**. Work will be completed on a time and materials basis.

#### TERMS AND CONDITIONS

The Scope of Services will be completed in accordance with the terms of the **Error! Reference source not found.** Consultant/Professional Services Agreement between Woodard & Curran and SAWPA.

We greatly appreciate this opportunity to offer our technical writing services to SAWPA and its member agencies. Please feel free to call me at 858-875-7420 if you have any questions regarding this proposal or require any further information.

Sincerely,

WOODARD & CURRAN

A handwritten signature in blue ink, appearing to read "R Prickett".

Rosalyn Prickett, AICP  
Senior Project Manager

#### Enclosure(s):

- Attachment A: Fee Estimate

cc: Enrique Lopezcalva



# Fee Estimate

## Santa Ana Watershed Project Authority Technical Writing Task Order No. 01

4-Jan-18

Tasks	Labor						Total Hours	Total Labor Costs (1)	Outside Sub Consultant Total Cost (2)	ODCs		Total Total Fee
	Enrique Lopezcalva	Rosalyn Prickett	Jen Sajor	Julie Hintchcliff	Linda Woodrow-Gray	Jen Sindermann				ODCs	Total ODCs (3)	
	PIC	PM	Planner	QA/QC	Graphics and Support Team							
	\$301	\$274	\$157	\$108	\$145	\$108						
<b>Task 1: Working Meetings</b>												
1.1 Working Meetings	0	9	11	0	0	0	20	\$4,193	\$0	\$140	\$154	\$4,347
Working Meeting #1		6	6				12	\$2,586	\$0	\$140	\$154	\$2,740
Outlines (11)		1	3				4	\$745	\$0		\$0	\$745
Working Meeting #2		2	2				4	\$862	\$0		\$0	\$862
Subtotal Task 1:	0	9	11	0	0	0	20	\$4,193	\$0	\$140	\$154	\$4,347
<b>Task 2: Brochure Content Development</b>												
2.1 Brochure Content Development	3	18	55	6	4	0	86	\$15,698	\$0	\$0	\$0	\$15,698
Research Topic Areas (11)		1	11				12	\$2,001	\$0		\$0	\$2,001
Draft Brochure Text (11)	3	11	33	6			53	\$9,746	\$0		\$0	\$9,746
Update Graphics		3	5.5		4		12.5	\$2,266	\$0		\$0	\$2,266
Revisions per SAWPA Comments		3	5.5				8.5	\$1,686	\$0		\$0	\$1,686
Subtotal Task 2:	3	18	55	6	4	0	86	\$15,698	\$0	\$0	\$0	\$15,698
<b>Task 3: Brochure Graphic Design</b>												
3.1 Bruchure Template		1			2		3	\$564	\$0		\$0	\$564
3.1 Layout Draft	0	6	3	0	49.5	0	58.5	\$9,293	\$0	\$0	\$0	\$9,293
Draft Layout (11)		3			44		47	\$7,202	\$0		\$0	\$7,202
Revisions per W&C Comments (11)		3	3		5.5		11.5	\$2,091	\$0		\$0	\$2,091
3.2 Screencheck Draft	0	3	3	0	5.5	0	11.5	\$2,091	\$0	\$0	\$0	\$2,091
Revisions per SAWPA Comments (11)		3	3		5.5		11.5	\$2,091	\$0		\$0	\$2,091
3.2 Final Brochures		1	2				3	\$588	\$0		\$0	\$588
Subtotal Task 3:	0	11	8	0	57	0	76	\$12,535	\$0	\$0	\$0	\$12,535
<b>Task 4: Project Management</b>												
4.1 Project Management		3	6			6	15	\$2,412	\$0		\$0	\$2,412
Subtotal Task 4:	0	3	6	0	0	6	15	\$2,412	\$0	\$0	\$0	\$2,412
<b>TOTAL</b>	<b>3</b>	<b>41</b>	<b>80</b>	<b>6</b>	<b>61</b>	<b>6</b>	<b>197</b>	<b>\$34,838</b>	<b>\$0</b>	<b>\$140</b>	<b>\$154</b>	<b>\$34,992</b>

1. The individual hourly rates include salary, overhead and profit.
2. Subconsultants will be billed at actual cost plus 10%.
3. Other direct costs (ODCs) such as reproduction, delivery, mileage (rates will be those allowed by current IRS guidelines), and travel expenses, will be billed at actual cost plus 10%.
4. RMC reserves the right to adjust its hourly rate structure and ODC markup at the beginning of the calendar year for all ongoing contracts.

Page Intentionally Blank

## COMMISSION MEMORANDUM NO. 2018.4

**DATE:** January 16, 2018

**TO:** SAWPA Commission

**SUBJECT:** Policy Principles and Memorandum of Understanding (MOU) with the Housing Authority of the City of Riverside

**PREPARED BY:** Mike Antos, Senior Watershed Manager

### RECOMMENDATION

It is recommended that the SAWPA Commission receive this status report about a Memorandum of Understanding with the Housing Authority of the City of Riverside and direct staff to develop policy principles regarding use of Disadvantage Community Involvement project development funding for consideration at the February 6, 2018 SAWPA Commission meeting.

### BACKGROUND

As a component of the Proposition 1 Disadvantaged Communities Involvement Grant Program (DCI Program), SAWPA has held two symposiums on Homelessness and Water in June 2017 and in December 2017. SAWPA has conducted this work since the DCI grant includes needs assessment of *underrepresented communities* which can include considering how the people living unsheltered in the watershed impact water and watershed planning. The consideration of homeless impacts on water quality, ecosystem impacts and compliance with human right to water are all part of the State's request for the DCI needs assessment and these symposiums have been strongly supported by DWR and other State agencies. Further, the OWOW Steering Committee has fully supported new goals and objectives for the OWOW Plan Update 2018 that include supporting broad-based collaboratives that help alleviate homelessness and its impact on the watershed.

Subsequent to the Homelessness and Water symposiums, SAWPA was approached about developing a partnership through an MOU with the Housing Authority of the City of Riverside to help generate additional research, planning, and leadership on the issues of homelessness and water. The concept of an MOU was discussed at the SAWPA GMs Committee at their Jan. 9<sup>th</sup> meeting and the Committee recommended that prior to the MOU consideration that policy principles regarding the use of future DCI project development funding should be developed.

SAWPA staff seeks direction from the SAWPA Commission to undertake development of such policy principles for consideration before a future MOU with the Housing Authority of the City of Riverside is brought back to the SAWPA Commission. The policy principles would be brought back to the SAWPA Commission at its next meeting on February 6, 2018.

### **CRITICAL SUCCESS FACTORS**

OWOW CSF #2 - Active participation of a diverse group of stakeholders representing counties, cities, and water districts, as well as the private sector and the regulatory, environmental, and environmental justice communities who integrate the different interests in the watershed beyond political boundaries. Ensuring all perspectives are heard and valued.

OWOW CSF #5 - A strong reputation and sufficient capacity within SAWPA staff for strategic facilitation, planning, communication, leadership and community engagement

### **RESOURCE IMPACTS**

Staff time associated with the policy principles and the MOU will be funded by Fund 398 DCI.

## COMMISSION MEMORANDUM NO. 2018.5

**DATE:** January 16, 2018

**TO:** SAWPA Commission

**SUBJECT:** Finalization of the Watershed Signage with Bri Communications

**PREPARED BY:** Ian Achimore, Senior Watershed Manager

### RECOMMENDATION

That the Commission receive and file this update.

### DISCUSSION

With funding provided by SAWPA, Bri Communications completed the design and installation of 64 educational signs throughout the Santa Ana River Watershed. The signs can be viewed at locations such as the Santa Ana River Trail, the Chino Creek Wetlands and Educational Park, Huntington Beach State Park, Forest Falls and the Lake Perris Marina. Per the Commission's approval of \$11,200 for this signage project, SAWPA's logo and a summary of the One Water One Watershed program is on each sign. The \$11,200 in funding will ensure that the signs remain up for a total of four years. The SAWPA logo has a URL link to the One Water One Watershed SAWPA webpage.

The other funding sponsors include the Inland Empire Utilities Agency, San Bernardino Valley Water Conservation District, Chino Basin Water Conservation District and Jurupa Community Services District. SAWPA is working with the Inland Empire Utilities Agency to issue a press release announcing the installation of the signs.

### BACKGROUND

Bri Communications approached SAWPA in March 2017 on this signage project that would be funded by approximately ten other sponsors. Bri Communications, based in Seattle Washington, has experience in similar signage projects in the Sacramento River Watershed and the Seattle area surrounding the Puget Sound. The sign design, attached to this memorandum, includes a map of the watershed, major cities, county boundaries, water resources such as tributaries, rivers and lakes, and major freeways.

In order to secure a map message and a three inch by three inch logo at the bottom of the map for SAWPA, Bri Communications requires a subscription-based fee of \$5,600 every two years. The subscription fee allows Bri Communications to design the sign, work with approximately nine other sponsors, identify sign locations, secure agreements for placement of the signs across the watershed, and then physically construct and place the sign structure. Each sign has the same content, except for the "You Are Here" locator on the map. With the SAWPA Commission's approval of the \$11,200 amount for the Bri Communications contract, it allows SAWPA to keep the signage up for a total of four years (\$5,600/two year period x 2) with the SAWPA logo on the sign.

In April 2017 the SAWPA Commission requested that a QR code be added to the signs. Staff discussed this with Bri Communications and the firm declined to include it because it would be an opportunity for all the funding sponsors to have their own QR code thereby distracting from the sign's design, it would not be agreeable with the property owners where the signs would be located because there would be a lack of control of the QR host websites, and QR codes can be visually tampered with whereby taking

smart phone users to malicious sites. In place of the QR code, the sign's SAWPA logo has a URL link to the One Water One Watershed SAWPA webpage.

SAWPA is engaged in these signage efforts due to its participation in the Santa Ana River Trail Technical Advisory Committee through Commissioner Phil Anthony's membership on the Trail Policy Advisory Group, as well as through implementation of the One Water One Watershed 2.0 Goal: Accomplish effective, equitable and collaborative integrated watershed management.

#### **CRITICAL SUCCESS FACTORS**

- A strong reputation and sufficient capacity within SAWPA staff for strategic facilitation, planning, communication, leadership and community engagement.
- Successful implementation of an integrated regional water resource plan that reflects the watershed management needs of the public and the environment.

#### **RESOURCE IMPACTS**

The first \$5,600 subscription payment was provided by Fund 373 Watershed Management in the FYE 2017 SAWPA budget. The second subscription payment, after the current subscription ends on November 1, 2019, will be included in Fund 373 Watershed Management in the proposed FYE 2020 budget for approval.

#### **Attachments:**

1. Final Sign Design
2. List of Locations of Installed Signage
3. Sample Photos of Installed Signage
4. Draft Press Release



# Final Design

**SANTA ANA RIVER WATERSHED**

**What is a Watershed?**  
A watershed is an area of land on which rain and snow fall and ultimately collect and drain into a single larger body of water, such as a river, lake, or ocean.

**Six Easy Ways To Help**

- Conserve water:** Fix leaks and use water sparingly. Air conditioning may dehumidify the air enough to dry out clothes. Use your car sparingly.
- Conserve fertilizer and pesticides:** Use them only on the lawn and garden. Use them only on the lawn and garden. Use them only on the lawn and garden.
- Use local water:** Use local water for irrigation and other outdoor uses.
- Use local water:** Use local water for irrigation and other outdoor uses.
- Use local water:** Use local water for irrigation and other outdoor uses.
- Use local water:** Use local water for irrigation and other outdoor uses.

**Sustainable Landscaping**  
The decisions we make in our gardens can contribute to the health of our watershed. Anyone with access to a bit of land can help protect our watersheds and sustain our water supply.

- Attract native birds, bees, and butterflies.
- Prevent pollution by diverting, recycling, and buying responsibly through reusable and appropriate choices.
- Use locally adapted plants that need little irrigation, have beautiful, and provide habitat for birds and pollinators.

**Groundwater Recharge**  
The Santa Ana River and its tributaries provide winter stream flow which can be diverted to percolation basins to recharge the groundwater and aquifers throughout the watershed. This water stored underground serves as a major source of drinking water and other urban needs. These critical recharge facilities have improved water quality and water quantity for more than 100 years. Recharged water, piped in from outside the watershed, is also used to recharge our local aquifers.

**Explore The Watershed**

- **San Valley Water District:** 10000 San Valley Blvd., Suite 100, San Gabriel, CA 91776. (909) 391-1111. [www.sanvalleywater.org](http://www.sanvalleywater.org)
- **Water Conservation Council:** 10000 San Valley Blvd., Suite 100, San Gabriel, CA 91776. (909) 391-1111. [www.sanvalleywater.org](http://www.sanvalleywater.org)
- **San Gabriel and San Jacinto River Trust:** 10000 San Valley Blvd., Suite 100, San Gabriel, CA 91776. (909) 391-1111. [www.sanvalleywater.org](http://www.sanvalleywater.org)
- **Local Land Learning Center:** 10000 San Valley Blvd., Suite 100, San Gabriel, CA 91776. (909) 391-1111. [www.sanvalleywater.org](http://www.sanvalleywater.org)
- **Other Local Land Learning Centers:** 10000 San Valley Blvd., Suite 100, San Gabriel, CA 91776. (909) 391-1111. [www.sanvalleywater.org](http://www.sanvalleywater.org)
- **Water Conservation Council:** 10000 San Valley Blvd., Suite 100, San Gabriel, CA 91776. (909) 391-1111. [www.sanvalleywater.org](http://www.sanvalleywater.org)

**One Water One Watershed**  
The Santa Ana River Watershed is home to the largest and oldest water conservation program in California, OWOV. OWOV reflects a comprehensive view of the watershed and water resources. It is an integral view incorporating all agencies and organizations in the watershed that look at all types of water: local surface and groundwater, imported, storm water, recycled, and conserved. OWOV is a multi-agency effort to protect and improve the watershed's water resources. It is a multi-agency effort to protect and improve the watershed's water resources. It is a multi-agency effort to protect and improve the watershed's water resources.

**Pollution Prevention**  
When you take the time to properly dispose of household and auto items, you help protect our watershed. Collect, store, and dispose of household and auto items properly. Do not dump them in the trash, on the ground, or in the water. Do not pour them down the drain. Do not pour them in the water. Do not pour them in the water.

**Water Conservation**  
Water conservation is critical to the Santa Ana River Watershed. Water Point the river is used and stored throughout the watershed to supply our growing population. With limited local surface water resources, we must work together to conserve water and protect our water supply. We must work together to conserve water and protect our water supply. We must work together to conserve water and protect our water supply.

**Boating Pumpout Stations**  
Deteriorated treated sewage aboard boats not only pollutes our waterways but also poses a health risk to humans. California law requires that all boats with toilets use pumpout stations. Use a good environmental conscience to use the pumpout stations.

**Santa Ana River Watershed**  
The Santa Ana River Watershed covers a 2,600 square mile area and includes portions of Orange, Riverside, San Bernardino, and San Diego counties. It is home to more than 10 million people. The Santa Ana River flows more than 100 miles and drains the largest coastal stream system in Southern California. The watershed contains several major water facilities, including Lake Mathews, Lake Perris, and Big Bear Lake. Other flood control facilities along the river include and Seven Oaks Dam. The watershed is highly urbanized, though some agricultural and undeveloped areas remain today.


**Logos:** SAWPA, Jurupa, Orange County Water Resources, Riverside Public Utilities, Orange County Sanitation Program, San Bernardino County, Planning Water Resources, California State Parks, and others.

Section about One Water One Watershed program.

SAWPA logo with sawpa.org/owow URL

In over 50 prime locations

## Project Summary of Santa Ana River Watershed Displays



**Thank you for being a sponsor**

**Bri Communications**  
Paul Sherwin • 206-378-1055 • paul@bricomm.com

### INSTALLED LOCATIONS

#### Riverside County

- Rancho Jurupa Park (Riverside County)
- Hidden Valley Park Overlooks (2) (Riverside County)
- Carlson Dog Park (City of Riverside)
- Fairmount Park (City of Riverside)
- Idyllwild Library
- Lake Hemet Picnic Area (USFS)
- Fuller Mill Creek Picnic Area (USFS)
- Lake Perris Marina
- Riverside-Corona RCD Land Use Learning Center
- La Paloma Wash Trail (City of Menifee)
- Cottonwood Golf Ctr. (City of Moreno Valley)
- San Jacinto Wildlife Area (CAFW)
- Noble Creek Park (Beaumont)
- Jurupa Mountain Discovery Center
- Canyon Lake POA
- Glen Ivy Hot Springs (Corona)
- Corona Library
- Sycamore Creek Interpretive Center (Temescal Valley)
- Norco Horsemen's Association/Corydon Staging Area
- Santa Ana River Trail (2) (Eastvale)
- Santa Ana River Trail (City of Norco)

#### Orange County

- Centennial Park (Santa Ana)
- Civic Center (Santa Ana)
- Santiago Creek Nature Center (Santa Ana)
- Santa Ana River Trail at Moon Park (Costa Mesa)
- Fairview Park Santa Ana River Overlook (Costa Mesa)
- Shipley Nature Center (Huntington Beach)
- Bolsa Chica State Beach Interpretive Center
- Life Guard HQ Building (Huntington Beach SP)
- Huntington Beach State Park
- Heritage Museum of Orange County (Santa Ana)
- Newport Dunes Marina (Newport Beach)
- Back Bay Science Center (Newport Beach)
- School of Sailing and Seamanship (Newport Beach)
- Roger's Gardens (Corona Del Mar)
- Irvine Ranch Outdoor Education Ctr. (BSA) (Orange)
- Bolsa Chica Conservancy
- Windows to Our Wetlands (Bolsa Chica Conservancy)
- Acacia Park (City of Fullerton)

#### San Bernardino County

- Big Falls Picnic Area (USFS) (Forest Falls)
- Mill Creek Visitor Center (USFS) (Yucaipa)
- Mary Vagle Nature Center (City of Fontana)
- Hortencias at the Cliff Hanger (Crestline)
- Pali Mountain (Running Springs)
- Meadow Park (Big Bear)
- Big Bear Alpine Zoo
- Lytle Creek Ranger Station (USFS)
- Appelwhite Picnic Area (USFS) (Lytle Creek)
- Oaks Restaurant (Angelus Oaks)
- San Timoteo Nature Sanctuary (Redlands Conservancy)
- Redlands Gateway Ranch (Redlands Conservancy)
- Caltrans Rest Area (East Bound) I-10 (Yucaipa)
- Caltrans Whitewater Rest Area (West Bound) I-10)
- East Valley Water District Demo Gardens (Highland)
- Riley's at Los Rios Ranchos (Oak Glen)
- El Dorado Ranch Park (City of Yucaipa)
- Chino Creek Wetlands and Educational Park
- Amy's Farm (Ontario)
- Madim Open Air Market (Ontario)
- Chino Basin Water Conservation District (Montclair)
- Crafton Hills Open Space Trailhead (Yucaipa)
- Santa Ana River Trail (City of Colton)

**Locations Guaranteed: 50**  
**Locations Installed: 64**  
**Advertising Period: 12/1/17-11/1/19**





San Timoteo Nature Sanctuary





Norco, Santa Ana River



Canyon Lake





Riverside, Hidden Valley, Santa Ana River Overlook



# SANTA ANA RIVER WATERSHED

**Six Easy Ways To Help**

- 1. Conserve Water
- 2. Practice Sustainable Landscaping
- 3. Prevent Pollution
- 4. Recharge Groundwater
- 5. Support Water Conservation Programs
- 6. Participate in Watershed Activities

**What is a Watershed?**

A watershed is the area of land that drains water to a common outlet, such as a river or the ocean. The Santa Ana River Watershed covers a large area in Southern California, including parts of Orange, San Diego, and Riverside counties.

**Groundwater Recharge**

Groundwater recharge is the process of replenishing underground water supplies. This can be done naturally through rain and snowmelt, or artificially through recharge basins and structures.

**Sustainable Landscaping**

Sustainable landscaping involves using plants and practices that conserve water and reduce the need for fertilizers and pesticides. This includes using native plants, mulching, and watering wisely.

**Prevent Pollution**

Preventing pollution is essential for maintaining the health of the watershed. This includes proper disposal of trash, avoiding the use of harmful chemicals, and protecting waterways from runoff.

**Boating Pumpout Stations**

Boating pumpout stations are designed to collect and treat boat sewage, preventing it from polluting the water. These stations are located at various points along the river and its tributaries.

**Santa Ana River Watershed**

The Santa Ana River Watershed is a large and diverse area that includes a variety of ecosystems, from mountains to coastal plains. It is home to many species of plants and animals, and it plays a vital role in the region's water supply.

**Water Conservation**

Water conservation is the practice of using water efficiently to reduce the amount of water that is wasted. This can be done in many ways, including taking shorter showers, fixing leaks, and using water-saving devices.

**Partners:**

- San Diego State University
- San Diego County Water Authority
- San Diego State University
- San Diego County Water Authority
- San Diego State University
- San Diego County Water Authority
- San Diego State University
- San Diego County Water Authority

Montclair, Chino Basin Water Conservation District





Rancho Jurupa Park, Riverside



# SANTA ANA RIVER WATERSHED



10 MILES

**Six Easy Ways To Help**

- Conserve water** - Water is a precious resource. In our home, we use water all day long. We can conserve water by taking shorter showers, turning off the tap while brushing our teeth, and using a low-flow toilet.
- Recycle** - Recycling helps conserve resources and reduces the amount of waste that ends up in a landfill.
- Get involved** - There are many ways to get involved in your community and help protect our watershed.
- Reduce your car use** - Driving less helps reduce air pollution and saves money on gas.
- Plant native plants** - Native plants are better adapted to our local climate and require less water.
- Teach the next generation** - Encourage children to learn about the importance of water conservation.

**What is a Watershed?**

A watershed is an area of land on which all the water that falls or runs off it drains into a single body of water, such as a river, lake, or ocean. Watersheds come in all sizes and are governed by ridges and hills that are called topographic divides. These divides collect all of the water that falls on them, including rain, snow, and runoff, and direct it to a common point. Watersheds supply us with water for drinking, agriculture, industry, power generation, recreation, and habitat for fish and wildlife.

**Sustainable Landscaping**

The decisions we make in our gardens can contribute to the health of our watershed. Anyone with access to a bit of land can help protect our watershed and sustain our water supply.

- Follow guidelines to conserve, build, and enhance riparian habitat.
- Prevent pollution by diverting, slowing, and filtering stormwater through mulch and appropriate planting.
- Use locally adapted plants that need less irrigation, bloom beautifully, and provide habitat for birds and pollinators.

**Groundwater Recharge**

The Santa Ana River and its tributaries provide surface stream flows which are diverted to generation basins to recharge the groundwater and aquifers throughout the watershed. This water, known as recharge water, serves as a major source of drinking water and other water needs. The amount of recharge water that is captured and stored in the ground is dependent on water levels and water quality for more than 100 years. Recharge water stored in the ground is the watershed's best used to recharge our local aquifers.

**Explore The Watershed**

- San Gabriel Mountains National Monument
- San Bernardino National Monument
- San Jacinto Mountains National Monument
- San Antonio National Monument
- San Luis National Monument
- San Marcos National Monument
- San Felipe National Monument
- San Juan National Monument
- San Juan National Monument
- San Juan National Monument

**One Water One Watershed**

The Santa Ana River Watershed is home to the largest and oldest "One Water One Watershed" or OWO. OWO is a collaborative effort of the watershed and water users. It is an attempt to address all of the water needs of the watershed that include all types of water: local surface water, groundwater, and recycled water. The watershed is a complex of a single water resource, interconnected to land use and habitat, and a part of the watershed's natural history. By this view, new water solutions can be developed that are integrated, multi-benefit and collaborative.

**Pollution Prevention**

What we do in our watershed can affect the water in our ponds, streams, and rivers. It collects, filters, and carries oil, our waste and other pollutants. They runoff from our yards, lawns, streets, and parking lots. They runoff from our homes, businesses, and farms. They runoff from all the cities within the watershed range and make their way downstream until all the runoff water enters the Pacific Ocean. This runoff, which is a mixture of pollutants, can have a large impact on the health of our watershed. Help protect the water resources by preventing pollution of it.

- Maintain your vehicle and tires of leaks fluid.
- Scrape, mop, wax, bag, and seal the driveway.
- Take your vehicle to a commercial car wash.
- Reduce the use of pesticides and chemical fertilizers.
- Properly dispose of paint, tires, and no-refills.

**Boating Pumpout Stations**

Overseas boaters are required to pump out their boat's holding tank. The same law applies to local California boaters as well. Boaters should pump out their boat's holding tank before leaving shore. Always empty sewage at an approved pumpout station. Being a good environmental citizen helps to keep the waters you love.

**Santa Ana River Watershed**

The Santa Ana River Watershed drains a 2,000 square mile area and includes portions of Orange, Riverside, San Bernardino, and Los Angeles counties. It is home to the largest coastal stream system in Southern California. The watershed features several water storage facilities, including Lake Mathews, Lake Perris, and By Fire Lake. Other local water bodies along the river are Trout and Green Lake. Some of the watershed's riparian, wildlife, and agricultural and industrial areas remain today.

**Water Conservation**

Water conservation is critical to the Santa Ana River. Water from the river is used and stored throughout the watershed to supply the growing population. With limited local surface water resources, we must work together to conserve and protect our water resources. Help ensure the availability of water for our children by considering your water footprint and being more open to one water from different sources.

**NOTICE**  
The copyright for this map is owned by the Santa Ana River Watershed. Please do not reproduce or distribute this map without the written permission of the Santa Ana River Watershed.

Santa Ana River Trail, Eastvale






Acacia Park, Fullerton





Huntington Beach State Park



**For Immediate Release:**

December 14, 2017

Inland Empire, California – The Santa Ana Watershed Project Authority (SAWPA) and the Inland Empire Utilities Agency (IEUA) are pleased to announce the launch of a Santa Ana River Watershed educational signage project. Starting this December 2017, 64 educational signs have been erected throughout the Watershed, which includes northern Orange County and the Inland Empire.

The signs, designed and installed by Bri Communications, include a map of the watershed, and the location of major cities and water resources such as tributaries, rivers and lakes. They also include messages on important local water resource issues such as groundwater recharge, pollution prevention and the One Water One Watershed Program, a comprehensive watershed planning process that has been adopted by numerous agencies throughout the region.

The signs can be viewed at locations such as the Santa Ana River Trail, the Chino Creek Wetlands and Educational Park, Huntington Beach State Park, Forest Falls and the Lake Perris Marina.

SAWPA and IEUA have supported this signage project to educate the approximately 6 million local residents on the watershed they call home and the water resources available to them. The Santa Ana River Watershed lies in semi-arid Southern California, and like many other areas, SAWPA and IEUA are carefully evaluating water supplies and seeking creative, cost-effective strategies to provide a reliable water resources for the residents of this watershed.

**COMMISSION MEMORANDUM NO. 2018.6**

**DATE:** January 16, 2018  
**TO:** SAWPA Commission  
**SUBJECT:** Waste Water Interceptor Capacity, Amendment No. 2 to 1972 OCSD – SAWPA Capacity Agreement  
**PREPARED BY:** David Ruhl, Engineering Manager

**RECOMMENDATION**

That the Commission approve and authorize the execution of Amendment No. 2 to the Waste Water Interceptor Capacity Agreement (1972 Capacity Agreement).

**DISCUSSION**

Orange County Sanitation District (OCSD) owns and operates the Santa Ana River Interceptor (SARI) in Orange County. The relocation of the SARI Mainline from the flood plain of the Santa Ana River in Orange County was completed in 2014. As part of the relocation, the OCSD metering station was relocated two (2) miles downstream to avoid impacts from increased flows from the Santa Ana Mainstem Project. As part of the 1972 Capacity Agreement SAWPA is responsible to pay their proportional share of all operating and maintenance expenses and capital repairs applicable to each reach of the SARI in Orange County. The SARI in Orange County is separated into eight (8) reaches. The attached proposed Amendment No. 2 revises the reaches of the SARI to the new alignment and location of the SARI Metering Station and SAWPA’s proportional share of expenses. All flow in the SARI line up to the new metering station is 100% SAWPA flow. Therefore, SAWPA’s proportionate share in this reach has been revised to 100% of the total operating and maintenance expenses and capital repairs (Reach C in Amendment No. 2). The two (2) miles below the metering station there is design capacity for SAWPA flows and OCSD flows. There, SAWPA’s proportionate share in this reach has been revised down to 70% of the total operating and maintenance expenses and capital repairs (Reach B in Amendment No. 2). Since the realigned SARI mainline is a new pipeline that replaces the now abandoned pipeline constructed in the mid 1970’s, the operating expenses and capital repairs are anticipated to be minimal in the earlier years of the life of the pipeline. Exhibit B of the Amendment shows the revised alignment separated into eight (8) reaches and the revised proportional share for SAWPA based on the new alignment and location of the metering station. The proportional share of expenses from the 1972 capacity agreement and the proposed changes in Amendment No. 2 are shown below.

<b>Proportional Share of Expenses</b>			
<b>1972 Capacity Agreement</b>		<b>Amendment No. 2</b>	
<b>Reach</b>	<b>(%)</b>	<b>Reach</b>	<b>(%)</b>
1	37.5%	1	37.5%
2	43.0%	2	43.0%
3	49.0%	3	49.0%
4	55.5%	4	55.5%
5	65.0%	A	65.0%
<b>6</b>	<b>81.0 %</b>	<b>B</b>	<b>70.0%</b>
<b>7</b>	<b>85.0%</b>	<b>C</b>	<b>100.0%</b>
8	100.0%	D	100.0%

The OCSD/SAWPA Joint Policy Committee met on December 13, 2017 at OCSD. OCSD and SAWPA staff provided details to the Committee on the proposed Amendment No. 2. The Joint Policy Committee recommended the proposed Amendment No. 2 be presented to OCSD Board and SAWPA Commission for approval.

### **CRITICAL SUCCESS FACTORS**

5. Protect and preserve the useful life of Brine Line assets through strategic maintenance, repair, and capital improvements.
6. Conduct proactive capital and O&M planning to improve efficiency and maintain needed capacity in the long and medium terms.
7. Maintain strong relationships with OCSD and regulatory agencies.
8. Operate the Brine Line to: (1) protect the OCSD treatment plant and the environment from non-compliant dischargers, and (2) eliminate any uncontrolled pipeline releases.

### **RESOURCE IMPACTS**

There is sufficient budget available in the FY18 and FY19 budgets to accommodate this change.

#### Attachments

1. 1972 Waste Water Interceptor Capacity Agreement
2. Amendment No. 1 - 1972 Waste Water Interceptor Capacity Agreement
3. Amendment No. 2 - 1972 Waste Water Interceptor Capacity Agreement

WASTE WATER INTERCEPTOR CAPACITY AGREEMENT

THIS AGREEMENT is made as of the 12<sup>th</sup> day of April, 1972, by and between COUNTY SANITATION DISTRICT NO. 2 OF ORANGE COUNTY, herein referred to as "District 2", and CHINO BASIN MUNICIPAL WATER DISTRICT, herein referred to as "Upper District".

A. DEFINITIONS

As used in this Agreement, the following terms shall have the meanings herein set forth:

(1) "Audited Capital Costs" -- The audited actual capital costs for a facility or project, adjusted on a net basis to reflect any Federal or State grants or related funding; provided, that if any such grant is made exclusively on account of capacity for one party hereto, the entire benefit thereof such enure to said party. Items of audited capital cost shall include, but are not necessarily limited to those shown on Exhibit "A".

(2) "Design Capacity" -- The capacity used for the basis of design as shown in the design calculations, or when not so shown, the actual capacity of pipelines and appurtenant facilities.

(3) "District 2" -- County Sanitation District No. 2 of Orange County, a public agency formed pursuant to the County Sanitation District Act (Chapter 3, Part 3, Division V of the Health and Safety Code).

(4) "Existing and Expanded Interceptor Facilities" -- Those interceptor facilities now owned or to be constructed in the future by District 2, singly or together with Sanitation Districts, to provide capacity for conveyance of waste water from District 2 and Upper District.

(5) "Interceptor Capacity Right" -- A right of Upper District to deliver, and an obligation of District 2 to receive and convey to treatment or disposal facilities of Sanitation Districts, a stated regulated maximum flow of waste water. Upper District shall not by reason of ownership of such interceptor capacity right be deemed or construed to have or acquire any ownership in any specific interceptor facilities.

(6) "Major Repairs" -- Any repairs requiring expenditures in excess of \$5,000 for any one incident.

(7) "Ocean Qualified Waste Water" -- Any waste water which meets the criteria of the Regional Water Quality Control Board, or its successor, for direct ocean disposal through the ocean outfall facilities of Sanitation Districts.

(8) "Ordinary Repairs" -- Any repairs other than major repairs.

(9) "Reach" -- A portion or segment of the proposed Santa Ana River Interceptor, selected for cost allocation purposes and shown as such on Exhibit "B".

(10) "Regulated Maximum Flow" -- The maximum rate of waste water flow which can pass through the controlling flow regulator, expressed as millions of gallons per 24 hour day (m.g.d.).

(11) "Sanitation Districts" -- Those County Sanitation Districts of Orange County (organized pursuant to said County Sanitation District Act) which are parties to the Joint Ownership Operation and Construction Agreement dated March 10, 1971, and amendments and supplements thereto.

(12) "Santa Ana River Interceptor" -- The proposed interceptor sewer of District 2, as shown on Exhibit "B".

(13) "Upper District" -- Chino Basin Municipal Water District, a public agency formed pursuant to the Municipal Water District Law (Water Code Sections 71,000 et seq).

(14) "Waste Water" -- Industrial, municipal and domestic liquid wastes.

(15) "Waste Water Treatment and Disposal Agreement" -- An agreement between Upper District and Sanitation Districts, executed concurrently herewith, whereby Upper District is entitled to obtain waste water treatment and disposal from the existing and expanded facilities of Sanitation Districts.



## B. EXHIBITS

Attached hereto, and by this reference made a part hereof, are the following exhibits:

"A" -- Items of Audited Capital Costs.

"B" -- Reaches of Santa Ana River Interceptor, showing point of discharge by Upper District to District 2, and schedule of anticipated capacities by reaches.

## C. RECITALS

1. District 2 is authorized by statute to contract with any district or governmental agency for the handling, treatment and/or disposal of waste water originating within or without its boundaries, if, in the judgment of the District's board, it is for the best interest of the District to do so.

2. Upper District is authorized by law to acquire, construct and operate facilities for the collection, treatment and disposal of sewage and waste water and is authorized to join with one or more public agencies, private corporations, or other persons for the purpose of carrying out any of its powers.

3. Upper District and Sanitation Districts are concerned with the development of a regional water quality management program for the Santa Ana River Watershed, consistent with existing Federal and State policy, and an integrated regional outfall facility for ocean disposal of non-reclaimable waste water is an essential component of any such program. To that end said districts have executed the Waste Water Treatment and Disposal Agreement.

4. It is in the best interests of District 2 and Upper District to enter into an agreement whereby waste water originating in the Santa Ana River Watershed upstream from District 2 may be carried to the treatment or disposal facilities of Sanitation Districts through existing and expanded interceptor facilities of District 2.

5. This Agreement between District 2 and Upper District is in the best interests of all Sanitation Districts and the approval of each of said districts endorsed hereon signifies a willingness on the part of Sanitation Districts to amend the Joint Ownership, Operation and

Construction Agreement in such respects, if any, as may be necessary to give effect to the purposes and provisions of this Agreement.

#### D. COVENANTS

IN CONSIDERATION of the premises and of the covenants, rights and obligations herein contained, the parties hereto covenant and agree as follows:

##### 1. Interceptor Capacity Right.

(a) Grant of Right. Effective on the date determined pursuant to subparagraph (d) hereof, District 2 hereby grants and conveys to Upper District the interceptor capacity right hereinafter described.

(b) Nature of Interceptor Capacity Right. The right of Upper District to deliver waste water under said interceptor capacity right shall not be deemed a right to use any particular existing or future interceptor facility of District 2. District 2 shall have the sole discretion as between it and Upper District, with regard to the manner of disposal of such waste water. Said right shall be, however, an undivided perpetual right in District 2's existing or expanded interceptor facilities between the point of delivery referred to in subparagraph (e) hereof and the appropriate treatment or disposal facilities of Sanitation Districts. Provided, however, that if in the future District 2 or Sanitation Districts should construct a separate line for direct ocean disposal, and if Upper District can deliver ocean qualified waste water, then District 2 shall use such new line for the qualified portion of Upper District's interceptor capacity right; provided, further, that in the event Upper District is able to deliver ocean qualified waste water and elects to construct a separate pipeline therefor to Sanitation Districts' ocean disposal facilities, District 2 will cooperate with and assist Upper District (without financial obligation to District 2), and District 2 will seek, solely within its requirements, to utilize equitably any resulting unused interceptor capacity owned by Upper District hereunder.

(c) Quantity of Capacity Right. Said interceptor capacity right shall be 30 m.g.d. regulated maximum flow.

(d) Effective Date of Capacity Right. Said interceptor capacity right shall be acquired by and vested in Upper District upon completion of capital payments as provided in Paragraph 2 hercof.

(e) Point of Delivery. District 2 shall be obligated to receive waste water pursuant to said interceptor capacity right at the upper terminus of its proposed Santa Ana River Interceptor as shown on Exhibit "B".

2. Capital Payment. In order to provide for such interceptor capacity right for Upper District, District 2 will have to invest capital in construction of the proposed Santa Ana River Interceptor. In lieu of its own capital investment in such physical facilities, Upper District shall pay to District 2 for said 30 m.g.d. regulated maximum flow interceptor capacity right, an amount for each reach equal to the following percentages of the audited capital cost of such capacity:

<u>Reach</u>	<u>% of Audited Capital Cost of Reach</u>
1	37.5
2	43.0
3	49.0
4	55.5
5	65.0
6	81.0
7	85.5
8	100.0

Said amounts shall be estimated as accurately as possible and billed to Upper District by District 2 periodically (thirty (30) days prior to each progress payment by District 2, during the design and construction of said interceptor) and shall be payable by Upper District twenty (20) days from receipt of billing. An adjustment to actual costs shall be made on or before 120 days after substantial completion of said construction. Upper District's share (a) of any subsequently incurred costs or, (b) of Federal or State grants shall be payed by or refunded to Upper District 90 days after billing for such costs or receipt of such grant funds, as the case may be.

3. Construction Schedule. District 2 agrees to use due diligence to complete construction on said Santa Ana River Interceptor on the following schedule:

Treatment Plant to Katella Avenue	12/31/73
Katella to Riverside Freeway	12/31/74
Riverside Freeway to Upper End	12/31/75

4. Relocation, Reconstruction, Major Repairs, or Replacement Costs. In the event District 2, for reasons other than its own convenience or benefit, incurs future costs for relocation, reconstruction, major repairs or replacement of any portion of existing or future interceptor facilities in which Upper District is physically utilizing capacity, Upper District shall pay that percentage of the cost thereof which 30 m.g.d. bears to the design capacity of said facilities which are so relocated, reconstructed, repaired or replaced. District 2 shall give Upper District reasonable notice of any such relocation, reconstruction, major repairs or replacement, and said payment shall be made within thirty (30) days after presentation of invoice by District 2.

5. Operation and Maintenance Expense. Upper District shall pay annually, upon billing by District 2, its proportional share, based upon total flows in said line during the preceding year, of all operating and maintenance expenses applicable to each reach of Santa Ana River Interceptor, including ordinary repair and property taxes, but not including depreciation.

6. Quality Criteria. The quality of waste water discharged by Upper District into the existing and expanded interceptor facilities of District 2 shall comply with the quality criteria applicable to receipt of waste water for treatment under the waste water Treatment and Disposal Agreement.

7. Quality Violations. In the event waste water delivered by Upper District into the existing and expanded interceptor facilities of District 2 fails to meet said quality criteria, and said violation constitutes a threat to the safety and continued operation of existing or expanded interceptor facilities of District 2 or of other facilities of Sanitation Districts, District 2 reserves the right upon twenty-four (24) hours' notice in writing to suspend all or part of Upper District's use of the existing and expanded interceptor facilities of District 2 and to suspend the exercise by Upper District of all or part of its interceptor capacity right until such time as said waste water complies with said quality criteria. Upper District shall pay to District 2 the cost, as reasonably determined and certified by District 2, of repairing any damage to District 2's existing and expanded interceptor facilities caused by the discharge, after receipt of such notice to suspend, of waste water from Upper District's system in violation of said quality criteria.

8. Flow Regulator. Upper District shall install a flow regulator capable of controlling the rate of flow of all waste water discharged from its collection system for

disposal through the existing and expanded interceptor facilities of District 2. The flow which can pass through said flow regulator at any given time shall be set at the amount of the then-current regulated maximum flow of Upper District's treatment and disposal right under the Waste Water Treatment and Disposal Agreement. The design and location of such flow regulator shall be specified by District 2, and said facility shall be subject to such inspection and testing by District 2 as it may require. All costs for installing, maintaining, reading and testing said device shall be borne by Upper District.

9. Assignment. This contract shall not be transferred or assigned by Upper District without the prior written consent of District 2; provided, however, that nothing herein contained shall prevent Upper District from designating for, or allocating to, public agencies or other users within Santa Ana River Watershed upstream from District 2, a portion of the interceptor capacity right granted herein, so long as such action does not affect Upper District's liabilities and obligations hereunder to District 2. Upper District shall be the entity having primary responsibility for regional re-allocation in the area upstream from District 2 of this and similar rights in District 2's existing and expanded facilities.

10. Surcharge Requirement. To the extent that any Federal or State requirement applicable to the existing or expanded facilities of District 2 may hereafter require a surcharge or other special treatment of specific users or classes of users of said facilities, Upper District agrees to conform to such requirements and to impose such surcharge or other special treatment on users upstream from District 2.

11. Upstream Facilities. Upper District shall commence, concurrent with construction of the Santa Ana River interceptor, and continue with due diligence, at its sole cost the construction of all pipeline extensions and appurtenant facilities to connect the Santa Ana River Interceptor to Upper District's service area.

12. Acts of God. Neither party hereto shall be liable for failure to comply with any term or condition of this agreement by reason of flood, fire, earthquake or act of God; provided, that due diligence is exercised to repair or replace facilities damaged and to perform hereunder following such occurrence.

13. Option to Cancel. In order to meet its time schedules, District 2 has begun design and preparation of specifications on the Santa Ana River Interceptor. At the request of Upper District, and at its sole cost, alternate bid specifications are being prepared for construction of the interceptor, assuming its construction with and without Upper District participation. In consideration of said

circumstances, Upper District shall have until the date of opening of bids on said Interceptor to cancel and withdraw from this agreement and all obligations hereunder, except its costs of preparing said alternate specifications. This option is provided expressly because of uncertainties in a pending application by Upper District for Federal and State participation in its share of capital costs hereunder.

14. Approval by Sanitation Districts. This agreement shall not be effective for any purpose unless and until each and all of Sanitation Districts (other than District 2) have approved the provisions hereof and have indicated their willingness to cooperate with District 2 to such extent as may be necessary to enable District 2 to carry out and perform its obligations to Upper District as hereinabove provided.

15. Arbitration. In event of a dispute as to the construction, interpretation or implementation of this agreement or any rights or obligations hereunder, the issues in dispute shall be submitted to binding arbitration. (California Code of Civil Procedure, Title 9.) For such purpose, an agreed arbitrator shall be selected, or in absence of agreement each party shall select an arbitrator and they shall select a third. Said arbitrator, or three arbitrators acting as a board, shall take such evidence and make such investigation as seems appropriate and shall render a written decision on the matter in question. Decisions in the arbitration shall be binding on the parties and may be enforced by the Superior Court in Orange County.

IN WITNESS WHEREOF, the parties have affixed their signatures as of the day and year first above written.

Approved as to form:

MILLER, NISSON & KOGLER

By *C. P. [Signature]*  
Counsel

COUNTY SANITATION DISTRICT  
NO. 2 OF ORANGE COUNTY

By *[Signature]*  
Chairman of the  
Board of Directors

By *[Signature]*  
Secretary

Approved as to form:

CLAYSON, STARK, ROTHROCK  
& MANN

By *[Signature]*  
Counsel

CHINO BASIN MUNICIPAL WATER  
DISTRICT

By *[Signature]*  
President

By *[Signature]*  
Secretary

The undersigned County Sanitation Districts, parties to the Joint Ownership, Operation and Construction Agreement, dated October 8, 1958, do hereby approve this agreement and indicate thereby their willingness to cooperate with District 2 to such extent as may be necessary to enable it to carry out and perform its obligations to Upper District as hereinabove provided.

COUNTY SANITATION DISTRICT  
NO. 1 OF ORANGE COUNTY

By Lorin Grist  
Chairman of the  
Board of Directors

By James S. Slocum  
Secretary

COUNTY SANITATION DISTRICT  
NO. 6 OF ORANGE COUNTY

By Edward L. ...  
Chairman of the  
Board of Directors

By James S. Slocum  
Secretary

COUNTY SANITATION DISTRICT  
NO. 3 OF ORANGE COUNTY

By Charles E. ...  
Chairman of the  
Board of Directors

By James S. Slocum  
Secretary

COUNTY SANITATION DISTRICT  
NO. 7 OF ORANGE COUNTY

By Clifton C. Miller  
Chairman of the  
Board of Directors

By James S. Slocum  
Secretary

COUNTY SANITATION DISTRICT  
NO. 5 OF ORANGE COUNTY

By Ludwig ...  
Chairman of the  
Board of Directors

By James S. Slocum  
Secretary

COUNTY SANITATION DISTRICT  
NO. 11 OF ORANGE COUNTY

By Ken H. ...  
Chairman pro tem of the  
Board of Directors

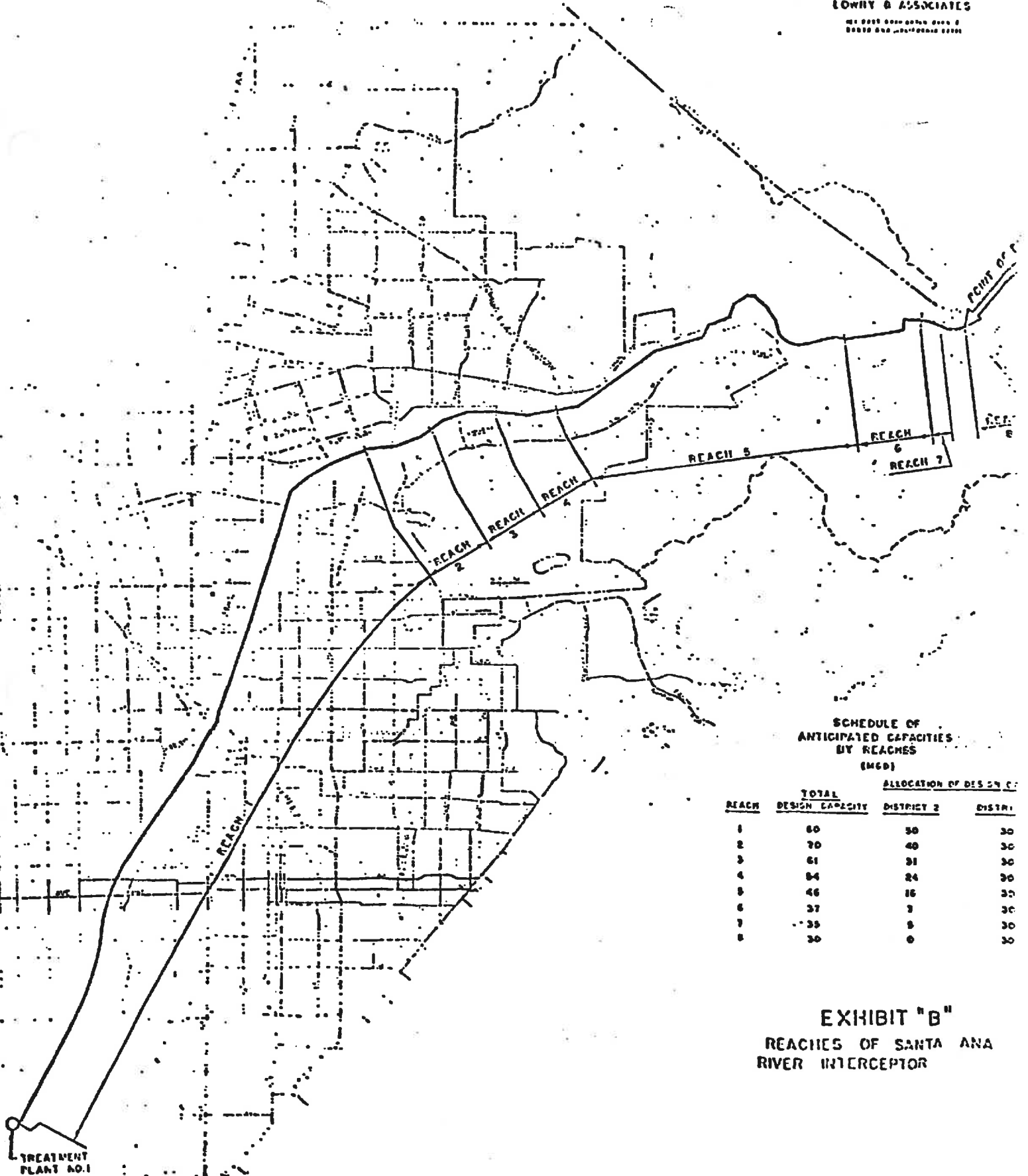
By James S. Slocum  
Secretary

EXHIBIT "A"

ITEMS OF AUDITED CAPITAL COSTS

1. Engineering
2. Design Survey
3. Construction Survey
4. Inspection
5. Prime Contractor
6. Soil Testing
7. Pipe Testing
8. Right-of-way
9. Plans and Specifications
10. Permits
11. Litigation and Legal Fees
12. Districts' Force Account
13. Administration





SCHEDULE OF  
 ANTICIPATED CAPACITIES  
 BY REACHES  
 (MGD)

REACH	TOTAL DESIGN CAPACITY	ALLOCATION OF DESIGN CAP.	
		DISTRICT 2	DISTRI.
1	60	30	30
2	70	40	30
3	61	31	30
4	64	24	30
5	46	16	30
6	37	7	30
7	39	9	30
8	30	0	30

EXHIBIT "B"  
 REACHES OF SANTA ANA  
 RIVER INTERCEPTOR



**FIRST AMENDMENT TO WASTE WATER  
INTERCEPTOR CAPACITY AGREEMENT**

This First Amendment to Waste Water Interceptor Capacity Agreement is entered into by and between the Santa Ana Watershed Project Authority ("SAWPA") and the Orange County Sanitation District ("OCSD"). This First Amendment shall be effective as of November 21, 2013. SAWPA and OCSD are sometimes collectively referred to herein as the "Parties," and individually referred to as each "Party."

**RECITALS**

WHEREAS, on April 12, 1972, the Chino Basin Municipal Water District ("Chino Basin") and County Sanitation District No. 2 of Orange County ("CSD No. 2") entered into the "Waste Water Interceptor Capacity Agreement" ("1972 Capacity Agreement"). SAWPA and OCSD, respectively, are the successors-in-interest to Chino Basin and CSD No. 2 under the 1972 Capacity Agreement.

WHEREAS, on July 24, 1996, SAWPA and County Sanitation Districts Nos. 1, 2, 3, 5, 6, 7, 11, 13 and 14 of Orange County entered into the "Wastewater Treatment and Disposal Agreement" ("1996 Treatment Agreement"). Section C.27 of the 1996 Treatment Agreement amended the second sentence of Section D.8 of the 1972 Capacity Agreement. OCSD is the successor-in-interest to County Sanitation Districts Nos. 1, 2, 3, 5, 6, 7, 11, 13 and 14 of Orange County under the 1996 Treatment Agreement.

WHEREAS, the Parties desire to make certain other amendments to the 1972 Capacity Agreement, as set forth below.

**AGREEMENT**

1. Section A.10 of the 1972 Capacity Agreement is amended and restated in its entirety as follows:

“(10) “Regulated Maximum Flow.” ‘Regulated Maximum Flow’ means the maximum rate of waste water flow which can pass through the controlling flow regulator. The Regulated Maximum Flow is a rate of flow, not an average of flows. The maximum rate of flow shall not be exceeded at any given time, regardless of the average amount of flow over any given period as further provided in Section D.1(c).”

2. Section D.1(c) of the 1972 Capacity Agreement is amended and restated in its entirety as follows:

“(c) Quantity of Capacity Right. Said interceptor capacity right shall be 30 m.g.d. Regulated Maximum Flow, which can also be expressed, among other ways, as 46.4 cubic feet per second (c.f.s.); *provided*, however, that a sudden, unanticipated surge of waste water flow above the Regulated Maximum Flow of 30 m.g.d.

(equivalent to 46.4 c.f.s.) into the Santa Ana River Interceptor shall not be considered a breach of this Agreement if, and only if, all of the following are true:

- (1) the waste water surge does not exceed a Regulated Maximum Flow of 33 m.g.d. (equivalent to 51 c.f.s.);
- (2) the waste water surge does not exceed one hour in duration;
- (3) a waste water surge above the limit of 30 m.g.d. (equivalent to 46.4 c.f.s.) Regulated Maximum Flow has not occurred in the previous 24 hours;
- (4) the waste water surge above the limit of 30 m.g.d. (equivalent to 46.4 c.f.s.) does not cause any waste water spills, damage OCSD's waste water infrastructure, or cause an immediate threat to public health and safety; and
- (5) OCSD's Incident Command System has not been placed in stand-by.

SAWPA acknowledges and agrees that a discharge of waste water in excess of the Regulated Maximum Flow and permissible surges is a breach of this Agreement.

The Parties will jointly scope, fund and, no later than December 31, 2018, complete a study of total projected waste water flow through the Santa Ana River Interceptor that is reasonably expected to occur between 2020-2040. Both Parties will have equal access to data, except as may be prohibited by license agreements. The study will consider the potential risk of sewer spills during dry and wet weather from flow surges above 30 m.g.d. OCSD will undertake a good faith evaluation of the study. If OCSD determines, in its sole and absolute discretion, that a Regulated Maximum Flow up to 33 m.g.d., without the limitations set forth in sections (c)(1) to (c)(5) above, does not pose an unacceptable risk of sewer spills, then OCSD will consider, in its sole and absolute discretion, offering to SAWPA to buy the additional right to discharge up to 33 m.g.d. without the limitations set forth in sections (c)(1) to (c)(5) above."

3. Section D.4 of the 1972 Capacity Agreement is amended to add the following after the last sentence:

"Reasonable notice of relocation, reconstruction, major repairs, or replacement shall mean that: 1) Each year, upon submission of a draft budget to its Board of Directors or a committee thereof for review and comment, OCSD will meet with SAWPA to review the proposed budget for repairs, maintenance or capital improvements on the Santa Ana River Interceptor for which OCSD proposes to bill SAWPA; 2) OCSD will provide SAWPA with the opportunity to review and comment on OCSD's proposed expenditures before the final budget is approved and planned expenditures are made; and 3) OCSD will provide written invoices to

SAWPA for relocation, reconstruction, major repairs, or replacement of the Santa Ana River Interceptor on a quarterly basis.

The Parties will form a Joint Operations Committee comprised of senior management from each agency and a Joint Policy Committee comprised of senior management and at least two Board members from each agency. The Joint Operations Committee will meet at least twice annually for the purpose of sharing information, improving coordination, cooperation and best management practices arising under the 1972 Waste Water Interceptor Capacity Agreement and the 1996 Wastewater Treatment and Disposal Agreement. The Joint Policy Committee will meet annually for the purpose of providing policy input on initiatives. Neither Committee shall have the power to bind their respective Boards. ”

3. Except as expressly provided herein, this First Amendment does not modify the Capacity Agreement.

4. This First Amendment may be executed in one or more counterparts, all of which shall be considered one and the same agreement.

//// Signatures continue on following page. ////

Dated: January \_\_, 2014

**Santa Ana Watershed Project Authority**

By:   
Title: \_\_\_\_\_

Dated: January 15, 2014

**Orange County Sanitation District**

By:   
Title: \_\_\_\_\_

Dated: January 15, 2014

**Santa Ana Watershed Project Authority**

By:   
Title: Clerk


Dated: January 15, 2014

**Orange County Sanitation District**

By:   
Title: Clerk

Dated: January 15, 2014

**Santa Ana Watershed Project Authority**

By:   
Title: General Counsel

Dated: January 15, 2014

**Orange County Sanitation District**

By:   
Title: General Counsel

**SECOND AMENDMENT TO WASTE WATER  
INTERCEPTOR CAPACITY AGREEMENT**

This Second Amendment to Waste Water Interceptor Capacity Agreement is entered into by and between the Santa Ana Watershed Project Authority (“SAWPA”) and the Orange County Sanitation District (“OCSD”). This Second Amendment shall be effective as of February \_\_, 2018. SAWPA and OCSD are sometimes collectively referred to herein as the “Parties,” and individually referred to as each “Party.”

**RECITALS**

WHEREAS, on April 12, 1972, the Chino Basin Municipal Water District ("Chino Basin") and County Sanitation District No. 2 of Orange County ("CSD No. 2") entered into the "Waste Water Interceptor Capacity Agreement" (“1972 Capacity Agreement”), and SAWPA and OCSD, respectively, are the successors-in-interest to Chino Basin and CSD No. 2 under the 1972 Capacity Agreement; and

WHEREAS, on July 24, 1996, SAWPA and County Sanitation Districts Nos. 1, 2, 3, 5, 6, 7, 11, 13 and 14 of Orange County entered into the "Wastewater Treatment and Disposal Agreement" (“1996 Treatment Agreement”), Section C.27 of the 1996 Treatment Agreement amended the second sentence of Section D.8 of the 1972 Capacity Agreement, and OCSD is the successor-in-interest to County Sanitation Districts Nos. 1, 2, 3, 5, 6, 7, 11, 13 and 14 of Orange County under the 1996 Treatment Agreement; and

WHEREAS, on November 21, 2013, SAWPA and OCSD entered into the “First Amendment to Waste Water Interceptor Capacity Agreement” (“First Amendment”); and

WHEREAS, the Parties desire to make certain other amendments to the 1972 Capacity Agreement, as set forth below.

Now, therefore, the Parties agree to amend the Waste Water Interceptor Capacity Agreement as follows:

**AGREEMENT**

1. The Recitals above are deemed true and correct, are hereby incorporated in this Amendment as though fully set forth herein, and the Parties acknowledge and agree that they are bound by the same.

2. The table in Section D.2 of the 1972 Capacity Agreement is amended and restated in its entirety as follows:

Reach	% Cost Audited Capital Cost of Reach
1	37.5%
2	43.0%

3	49.0%
4	55.5%
5	Abandoned 65.0%
6	Abandoned 81.0%
7	Abandoned 85.5%
8	Abandoned 100.0%
A	65.0%
B	70.0%
C	100%
D	100%

3.. Section D.5 of the 1972 Capacity Agreement is amended and restated in its entirety as follows:

5. Operation and Maintenance Expense. SAWPA shall pay annually, upon billing by OCSD, its proportional share of all operating and maintenance expenses applicable to each reach of the Santa Ana River Interceptor, including ordinary repair and property taxes, but not including depreciation. SAWPA’s proportional share for each reach shall be based on the percentages set forth in Section D.2 above for capital payments.

4.. Exhibit “B” to the 1972 Capacity Agreement is repealed and restated in its entirety with Exhibit “B” attached hereto.

5.. Except as expressly provided herein, this Second Amendment does not modify the 1972 Capacity Agreement or the First Amendment.

6.2. This Second Amendment may be executed in one or more counterparts, all of which shall be considered one and the same agreement.

////Signatures continue on following page////



Dated: \_\_, 2018

**Santa Ana Watershed Project Authority**

By: \_\_\_\_\_  
Title:

Dated: \_\_, 2018

**Orange County Sanitation District**

By: \_\_\_\_\_  
Title:

Dated: \_\_, 2018

**Santa Ana Watershed Project Authority**

By: \_\_\_\_\_  
Title: Clerk

Dated: \_\_, 2018

**Orange County Sanitation District**

By: \_\_\_\_\_  
Title: Clerk

Approved as to Form

**Santa Ana Watershed Project Authority**

Dated: \_\_, 2018

By: \_\_\_\_\_  
Title: General Counsel

Approved as to Form

**Orange County Sanitation District**

Dated: \_\_, 2018

By: \_\_\_\_\_  
Title: General Counsel

Page Intentionally Blank

## COMMISSION MEMORANDUM NO. 2018.7

**DATE:** January 16, 2018

**TO:** SAWPA Commission

**SUBJECT:** Reach 4B Upper Relocation – Notice of Exemption

**PREPARED BY:** Carlos Quintero, Operations Manager

### RECOMMENDATION

That the Commission direct staff to file a Notice of Exemption with the Riverside County Clerk's Office for the proposed Reach 4B Upper Relocation project to comply with the California Environmental Quality Act (CEQA) requirements.

### DISCUSSION

As part of the 91 Freeway project, an overhead Southern California Edison (SCE) high-voltage conduit was relocated adjacent to the portion of Reach 4B Upper of the Brine Line under the CA91/I-15 exchange.

SAWPA originally asked for a minimum of 36-inch separation; however, due to limited space and technical challenges cited by SCE, the separation between the Brine Line and the conduit is approximately 12 inches.

In an effort to resolve this conflict, the Riverside County Transportation Commission (RCTC, the lead agency for the 91 Freeway Project), agreed to reimburse SAWPA for any expenses associated with relocation of the Brine Line of approximately 150 linear feet to increase the separation from 12-inches to a minimum of 36-inches. Work will take place within Caltrans right-of-way.

SAWPA expects to enter into an agreement with RCTC in the near future agreeing to the terms and conditions regarding the relocation of the Brine Line and reimbursement of expenses. SAWPA staff will design and relocate the Brine Line using its own staff. The preliminary cost estimate for the relocation, including engineering and permitting, is approximately \$68,400.

### CRITICAL SUCCESS FACTORS

5. Protect and preserve the useful life of Brine Line assets through strategic maintenance, repair, and capital improvements.

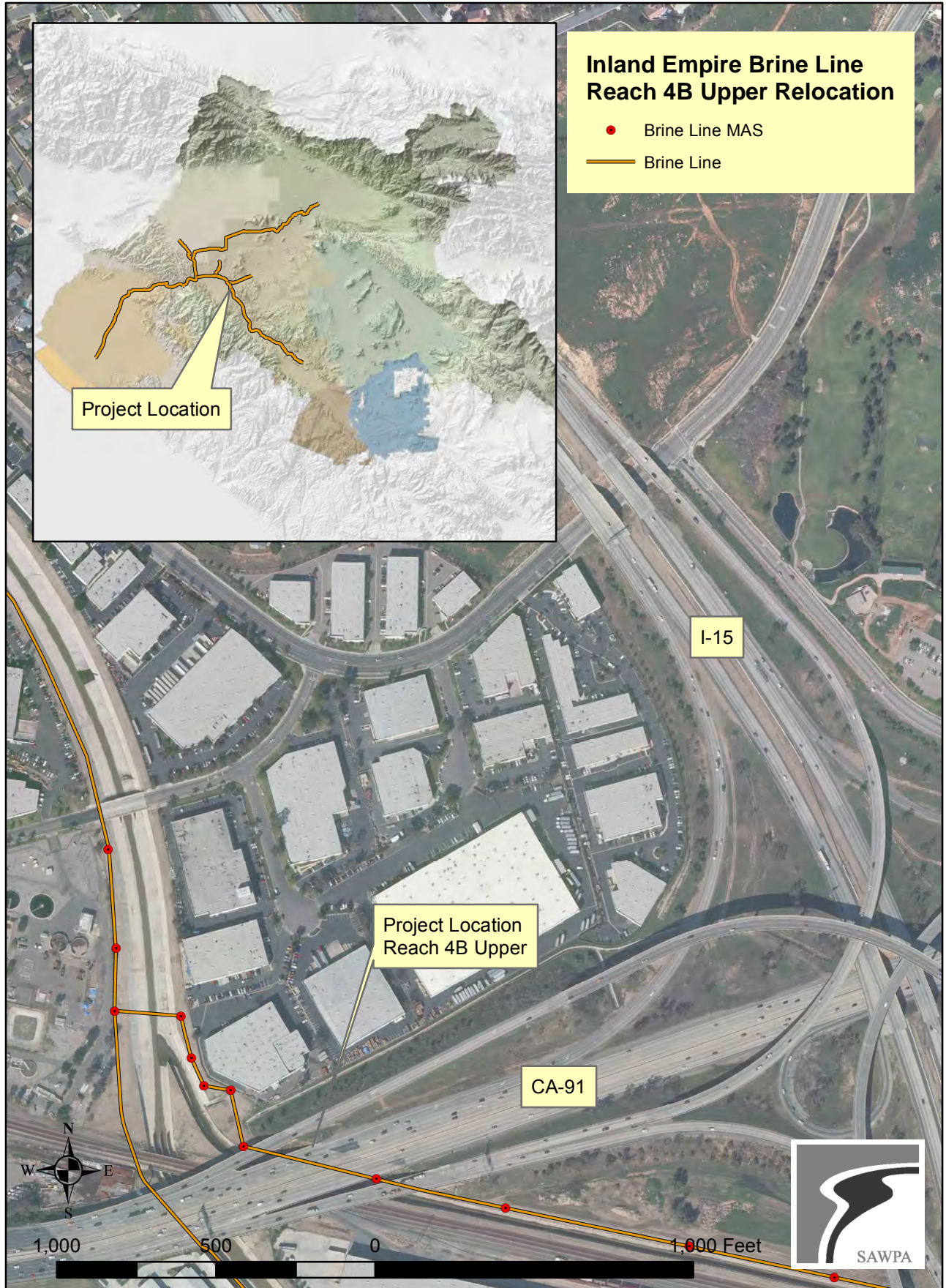
### RESOURCE IMPACTS

The cost to file the NOE with the County Clerk's office is \$64. SAWPA expects the Riverside County Transportation Commission to reimburse SAWPA for all costs associated with this project, including this filing fee.

#### Attachments:

1. Notice of Exemption
2. Project Location Map
3. PowerPoint Presentation







# Reach 4B Upper Relocation CEQA – Notice of Exemption

Item X.X.

January 16, 2018

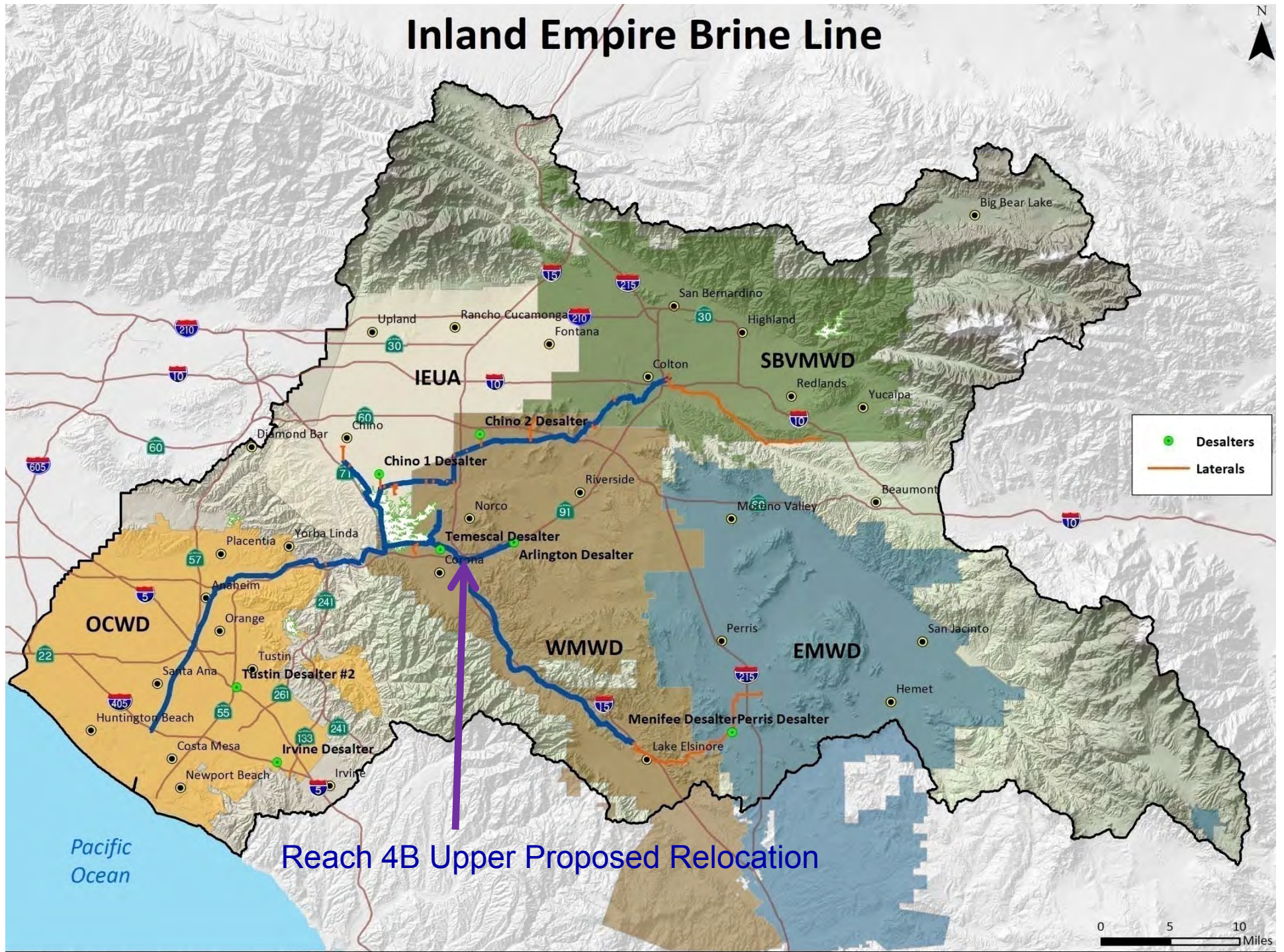
# CEQA – Notice of Exemption

## Recommendation to SAWPA Commission

- Direct staff to file a Notice of Exemption with the Riverside County Clerk's Office for the proposed Reach 4B Upper Relocation project to comply with the California Environmental Quality Act (CEQA) requirements.



# Inland Empire Brine Line



Reach 4B Upper Proposed Relocation







# CEQA – Notice of Exemption

## Recommendation to SAWPA Commission

- Direct staff to file a Notice of Exemption with the Riverside County Clerk's Office for the proposed Reach 4B Upper Relocation project to comply with the California Environmental Quality Act (CEQA) requirements.

## COMMISSION MEMORANDUM NO. 2018.8

**DATE:** January 16, 2018

**TO:** SAWPA Commission

**SUBJECT:** Commissioner Representation on the OWOW Steering Committee

**PREPARED BY:** Rich Haller, General Manager

### RECOMMENDATION

It is recommended that the SAWPA Commission consider adoption of Resolution No. 2018-1 maintaining an assignment and period of service on the One Water, One Watershed (OWOW) Steering Committee, and allowing for Committee attendance by Alternate Commissioners in the absence of the Commissioner.

### DISCUSSION

On September 5, 2017, the Commission expressed a desire to adopt a rotation of Commissioners assigned to the OWOW Steering Committee. Staff was directed to prepare a Resolution establishing the Commission Vice Chair and Secretary/Treasurer as the assigned Commission representatives to the OWOW Steering Committee, with the Vice Chair serving as convener. The term of service will remain four (4) years maximum (two years as SAWPA Secretary/Treasurer, two years as SAWPA Vice Chair).

On October 3, 2017, the Commission adopted Resolution No. 2017-12 establishing a rotation of appointments to the One Water, One Watershed (OWOW) Steering Committee in line with the historical rotation of officers among the member agencies.

Staff is presenting Resolution No. 2018-1 for adoption in order to allow OWOW Committee attendance by an Alternate Commissioner in the absence of the Commissioner. The established rotation among the member agencies remains; however, if a Commissioner is unable to attend an OWOW Committee meeting, the member agency's Alternate Commissioner may attend in place of the Commissioner.

Should either/both the Vice Chair and/or the Secretary-Treasurer of the Commission be unable to serve for all or a portion of the four-year term, the Commission can appoint another Commissioner or Alternate Commissioner and specify the length of the term to be served, or portion thereof.

### CRITICAL SUCCESS FACTORS

There is no critical success applicable to this action.

### RESOURCE IMPACTS

No resource impacts.

Attachments:

1. Resolution No. 2018-1
2. Resolution No. 2017-12

## **RESOLUTION NO. 2018-1**

### **A RESOLUTION OF THE COMMISSIONERS OF THE SANTA ANA WATERSHED PROJECT AUTHORITY ESTABLISHING A ROTATION OF APPOINTMENTS TO THE ONE WATER, ONE WATERSHED (OWOW) STEERING COMMITTEE AND RESCINDING RESOLUTION NO. 2017-12**

**WHEREAS**, the SAWPA Commission established and convened the OWOW Steering Committee in 2008 to provide oversight for the development and implementation of the OWOW Plan through a regional stakeholder process;

**WHEREAS**, the SAWPA Commission approved an amended governance document defining the OWOW Steering Committee roles and membership in January 2013;

**WHEREAS**, the governance document provides OWOW Steering Committee members shall be appointed to serve terms of four (4) years with staggered end dates;

**WHEREAS**, the governance document provides for two members of the SAWPA Commission to be appointed to the OWOW Steering Committee by the SAWPA Commission;

**WHEREAS**, the SAWPA Commission has established a historical rotation of officers among the member agencies;

**WHEREAS**, the SAWPA Commission desires that SAWPA's participation in the OWOW Steering Committee be shared by Commissioners on the same rotational basis of member agencies as the historical rotation of officers; and

**WHEREAS**, the SAWPA Commission desires to provide direction should a Commissioner be unavailable to attend an OWOW Steering Committee meeting.

**NOW THEREFORE**, the SAWPA Commission hereby resolves as follows:

1. The two SAWPA Commission representatives appointed to the OWOW Steering Committee will henceforth be the Commissioner from the member agencies whose board member has been appointed as Vice Chair and Secretary-Treasurer of the Commission.

2. If a Commissioner is unable to attend an OWOW Steering Committee meeting, the member agency's Alternate Commissioner may attend in place of the Commissioner.

3. The Vice Chair of the SAWPA Commission shall serve as the convener of the OWOW Steering Committee.

4. Should either/both the Vice Chair and/or the Secretary-Treasurer of the Commission be unavailable to serve for all or a portion of said four (4) year term, the Commission shall appoint another SAWPA Commissioner or Alternate Commissioner to the OWOW Steering Committee, specify the length of the term to be served or portion thereof, and when applicable designate who will serve as convener.

5. Resolution No. 2017-12 is hereby rescinded upon adoption of this Resolution No. 2018-1.

**ADOPTED** this 16<sup>th</sup> day of January, 2018.

**SANTA ANA WATERSHED PROJECT AUTHORITY**

By: \_\_\_\_\_  
Susan Lien Longville, Chair

Attest:

\_\_\_\_\_  
Kelly Berry, CMC, Clerk of the Board

**RESOLUTION NO. 2017-12**

**A RESOLUTION OF THE COMMISSIONERS OF THE  
SANTA ANA WATERSHED PROJECT AUTHORITY ESTABLISHING  
A ROTATION OF APPOINTMENTS TO THE ONE WATER, ONE WATERSHED  
(OWOW) STEERING COMMITTEE**

**WHEREAS**, the SAWPA Commission established and convened the OWOW Steering Committee in 2008 to provide oversight for the development and implementation of the OWOW Plan through a regional stakeholder process;

**WHEREAS**, the SAWPA Commission approved an amended governance document defining the OWOW Steering Committee roles and membership in January 2013;

**WHEREAS**, the governance document provides OWOW Steering Committee members shall be appointed to serve terms of four (4) years with staggered end dates;

**WHEREAS**, the governance document provides for two members of the SAWPA Commission to be appointed to the OWOW Steering Committee by the SAWPA Commission; and

**WHEREAS**, the SAWPA Commission desires that SAWPA's participation in the OWOW Steering Committee be shared by commissioners on a rotational basis.

**NOW THEREFORE**, the SAWPA Commission hereby resolves as follows:


1. The two SAWPA Commission representatives appointed to the OWOW Steering Committee will henceforth be the Vice Chair and Secretary-Treasurer of the Commission.
2. The Vice Chair of the SAWPA Commission shall serve as the convener of the OWOW Steering Committee.
3. Should either/both the Vice Chair and/or the Secretary-Treasurer of the Commission be unavailable to serve for all or a portion of said four (4) year term, the Commission shall appoint another representative from the SAWPA Commission to the OWOW Steering Committee, specify the length of the term to be served or portion thereof, and when applicable designate who will serve as convener.

**ADOPTED** this 3<sup>rd</sup> day of October, 2017.

**SANTA ANA WATERSHED PROJECT AUTHORITY**

By:   
Susan Lien Longville, Chair

Attest:

  
Kelly Berry, CMC  
Clerk of the Board

Santa Ana Watershed Project Authority  
Cash Transaction Report  
Month of November 2017

Below is a summary of cash transactions completed during the month in the Authority's checking account with US Bank. Attached are summaries by major revenue and expense classifications.

Cash Receipts and Deposits to Account	\$ 1,298,644.76
Net Investment Transfers	2,859,677.35
Cash Disbursements	<u>(4,336,774.10)</u>
Net Change for Month	\$ (178,451.99)
Balance at Beginning of Month	<u>1,625,704.47</u>
Balance at End of Month per General Ledger	<u>\$ 1,447,252.48</u>
Collected Balance per Bank Statement	\$ 2,104,281.59

---

**ACCOUNTS PAYABLE RECONCILIATION**

Accounts Payable Balance @ 10/31/17	\$ 6,412,061.70
Invoices Received for November 2017	3,209,492.07
Invoices Paid by check/wire during November 2017 (see attached register)	<u>(4,108,098.47)</u>
Accounts Payable Balance @ 11/30/17	<u>\$ 5,513,455.30</u>

---

### CASH RECEIPTS

Brine Line Operating Revenues	\$	917,798.45
Other Grant Funds (DAC Grant)		61,527.35
Participant Fees		48,459.00
LESJWA Admin Reimbursement		22,685.76
Grant Proceeds - Prop 84		11,618.15
Grant Proceeds - Prop 84 Pass-throughs		235,575.52
Other		<u>980.53</u>
Total Receipts and Deposits	\$	1,298,644.76

---

### INVESTMENT TRANSFERS

Transfer of Funds:		
From (to) LAIF	\$	2,500,000.00
From (to) Grant Retention (USB)		-
From (to) CalTRUST (USB)		-
From (to) Legal Defense Fund		-
From (to) Investments		<u>359,677.35</u>
Total Investment Transfers	\$	2,859,677.35

---

### CASH DISBURSEMENTS

By Check:		
Payroll	\$	914.50
Operations		<u>4,100,206.07</u>
Total Checks Drawn	\$	4,101,120.57
By Cash Transfer:		
Payroll	\$	154,742.35
Payroll Taxes		67,491.71
Wire Transfer - US Bank Credit Card		7,892.40
Take Care (AFLAC)		<u>5,527.07</u>
Total Cash Transfers	\$	235,653.53
Total Cash Disbursements	\$	<u><u>4,336,774.10</u></u>



**Santa Ana Watershed Project Authority**  
**Check Detail**  
**November 2017**

Category	Check #	Check Date	Type	Vendor	Check Amount
Auditor Fees	2831	11/22/2017	CHK	White Nelson Diehl Evans LLC	\$1,290.00
				<b>Auditor Fees Total</b>	<b>\$1,290.00</b>
Benefits	2784	11/2/2017	CHK	AFLAC	\$560.55
Benefits	2797	11/9/2017	CHK	ACWA/JPIA	\$45,714.99
Benefits	2801	11/9/2017	CHK	Cal PERS Long Term Care Program	\$102.04
Benefits	2803	11/9/2017	CHK	State Compensation Ins Fund	\$4,953.75
Benefits	2816	11/16/2017	CHK	AFLAC	\$560.55
Benefits	2829	11/22/2017	CHK	Cal PERS Long Term Care Program	\$102.04
Benefits	2832	11/22/2017	CHK	WageWorks	\$128.00
Benefits	EFT01598	11/9/2017	CHK	Vantagepoint Transfer Agents	\$5,870.95
Benefits	EFT01605	11/9/2017	CHK	Vantagepoint Transfer Agents	\$338.46
Benefits	EFT01628	11/22/2017	CHK	Vantagepoint Transfer Agents	\$5,920.95
Benefits	EFT01636	11/22/2017	CHK	Vantagepoint Transfer Agents	\$338.46
Benefits	P032018	11/13/2017	WDL	Public Employees' Retirement	\$18,259.97
Benefits	P032146	11/22/2017	WDL	Public Employees' Retirement	\$18,438.74
Benefits	WDL000004277	11/6/2017	WDL	Takecare	\$300.00
Benefits	WDL000004281	11/7/2017	WDL	Takecare	\$400.36
Benefits	WDL000004284	11/10/2017	WDL	Takecare	\$346.43
Benefits	WDL000004286	11/13/2017	WDL	Takecare	\$700.00
Benefits	WDL000004287	11/14/2017	WDL	Takecare	\$485.18
Benefits	WDL000004291	11/20/2017	WDL	Takecare	\$6.01
Benefits	WDL000004295	11/22/2017	WDL	Takecare	\$211.08
Benefits	WDL000004299	11/28/2017	WDL	Takecare	\$2,785.01
Benefits	WDL000004300	11/29/2017	WDL	Takecare	\$108.00
Benefits	WDL000004301	11/30/2017	WDL	Takecare	\$185.00
				<b>Benefits Total</b>	<b>\$106,816.52</b>
Building Lease	2845	11/30/2017	CHK	Wilson Property Services, Inc	\$1,386.00
				<b>Building Lease Total</b>	<b>\$1,386.00</b>
Car, Repair, Maint - Gas	2791	11/2/2017	CHK	County of Riverside/Transportation	\$776.16
Car, Repair, Maint - Gas	2806	11/9/2017	CHK	County of Riverside	\$366.14
				<b>Car, Repair, Maint - Gas Total</b>	<b>\$1,142.30</b>
Construction	EFT01606	11/9/2017	CHK	WEKA Inc	\$2,555,352.51
				<b>Construction Total</b>	<b>\$2,555,352.51</b>
Consulting	2807	11/9/2017	CHK	Web Casa Design	\$2,000.00
Consulting	2843	11/30/2017	CHK	The Technology Depot	\$490.00
Consulting	2844	11/30/2017	CHK	Scheevel Engineering	\$5,906.25
Consulting	EFT01589	11/2/2017	CHK	CDM Smith, Inc.	\$58,411.38
Consulting	EFT01590	11/2/2017	CHK	Accent Computer Solutions Inc	\$1,600.00
Consulting	EFT01594	11/2/2017	CHK	Amec Foster Wheeler Environment	\$18,997.08
Consulting	EFT01607	11/9/2017	CHK	Dudek	\$28,186.62
Consulting	EFT01614	11/9/2017	CHK	GeoScience Support Services	\$21,792.50
Consulting	EFT01622	11/16/2017	CHK	Integrated Systems Solutions	\$165.00
Consulting	EFT01624	11/16/2017	CHK	Vali Cooper & Associates, Inc	\$67,043.29
Consulting	EFT01629	11/22/2017	CHK	Risk Sciences	\$8,352.94
Consulting	EFT01631	11/22/2017	CHK	West Coast Advisors	\$6,000.00
Consulting	EFT01637	11/22/2017	CHK	Accent Computer Solutions Inc	\$4,041.50
Consulting	EFT01639	11/22/2017	CHK	RMC Water and Environment	\$11,526.62
Consulting	EFT01641	11/22/2017	CHK	DeGrave Communications	\$2,654.38
Consulting	EFT01645	11/30/2017	CHK	CDM Smith, Inc.	\$55,411.13
Consulting	EFT01647	11/30/2017	CHK	Accent Computer Solutions Inc	\$135.00
Consulting	EFT01651	11/30/2017	CHK	Hammons Strategies	\$3,750.00
Consulting	EFT01652	11/30/2017	CHK	GeoScience Support Services	\$27,526.25
				<b>Consulting Total</b>	<b>\$323,989.94</b>
Credit Card	P031942	11/8/2017	WDL	US Bank	\$7,892.40
				<b>Credit Card Total</b>	<b>\$7,892.40</b>
Director Costs	2812	11/9/2017	CHK	Gil Navarro	\$115.03
Director Costs	EFT01596	11/9/2017	CHK	Philip Anthony	\$98.44
Director Costs	EFT01597	11/9/2017	CHK	Eastern Municipal Water District	\$641.73
Director Costs	EFT01602	11/9/2017	CHK	Western Municipal Water District	\$1,017.12
Director Costs	EFT01609	11/9/2017	CHK	Jasmin Hall	\$83.46
Director Costs	EFT01615	11/9/2017	CHK	Susan Longville	\$96.30
Director Costs	EFT01616	11/9/2017	CHK	Kati Parker	\$57.78
Director Costs	EFT01617	11/9/2017	CHK	Bruce Whitaker	\$96.30
				<b>Director Costs Total</b>	<b>\$2,206.16</b>

**Santa Ana Watershed Project Authority**  
**Check Detail**  
**November 2017**

Category	Check #	Check Date	Type	Vendor	Check Amount
Dues	EFT01653	11/30/2017	CHK	Southern Calif Salinity Coalition	\$10,000.00
				<b>Dues Total</b>	<b>\$10,000.00</b>
Employee Reimbursement	EFT01593	11/2/2017	CHK	Nicole Weideman	\$18.78
Employee Reimbursement	EFT01599	11/9/2017	CHK	Mark Norton	\$2,126.80
Employee Reimbursement	EFT01600	11/9/2017	CHK	Regina Patterson	\$160.85
Employee Reimbursement	EFT01608	11/9/2017	CHK	Ian Achimore	\$313.91
Employee Reimbursement	EFT01610	11/9/2017	CHK	Michael Plasencia	\$22.98
Employee Reimbursement	EFT01613	11/9/2017	CHK	Mike Antos	\$51.91
Employee Reimbursement	EFT01625	11/16/2017	CHK	Kelly Berry	\$96.90
Employee Reimbursement	EFT01627	11/16/2017	CHK	Alison L Lewis	\$150.00
Employee Reimbursement	EFT01634	11/22/2017	CHK	Dean Unger	\$125.00
Employee Reimbursement	EFT01638	11/22/2017	CHK	Zyanya Blancas	\$26.42
Employee Reimbursement	EFT01643	11/30/2017	CHK	Regina Patterson	\$29.43
				<b>Employee Reimbursement Total</b>	<b>\$3,122.98</b>
Equipment Rented	2800	11/9/2017	CHK	Konica Minolta Business Solutions	\$764.77
Equipment Rented	2824	11/16/2017	CHK	Mobile Mini	\$134.30
Equipment Rented	2841	11/30/2017	CHK	GreatAmerica Financial Services	\$1,452.56
				<b>Equipment Rented Total</b>	<b>\$2,351.63</b>
Facility Repair & Maintenance	2788	11/2/2017	CHK	Burrtec Waste Industries Inc	\$77.00
Facility Repair & Maintenance	2789	11/2/2017	CHK	Xylem Dewatering Solutions Inc	\$297.39
Facility Repair & Maintenance	2792	11/2/2017	CHK	Sensaphone	\$299.40
Facility Repair & Maintenance	2808	11/9/2017	CHK	TNT Elevator Inc	\$230.00
Facility Repair & Maintenance	2809	11/9/2017	CHK	Inland Water Works Supply Co	\$1,413.75
Facility Repair & Maintenance	2822	11/16/2017	CHK	United Rentals	\$235.69
Facility Repair & Maintenance	2830	11/22/2017	CHK	Xylem Dewatering Solutions Inc	\$594.78
Facility Repair & Maintenance	2833	11/22/2017	CHK	Trench Shoring, Inc.	\$1,564.62
Facility Repair & Maintenance	2834	11/22/2017	CHK	Industrial Fire Protection	\$205.54
Facility Repair & Maintenance	2840	11/30/2017	CHK	Inland Water Works Supply Co	\$202.28
Facility Repair & Maintenance	EFT01587	11/2/2017	CHK	Haz Mat Trans, Inc.	\$1,500.00
Facility Repair & Maintenance	EFT01603	11/9/2017	CHK	Yeier Janitorial Service	\$1,370.00
Facility Repair & Maintenance	EFT01611	11/9/2017	CHK	Houston Harris PCS, Inc.	\$4,305.00
Facility Repair & Maintenance	EFT01620	11/16/2017	CHK	Western Exterminator Co.	\$109.50
Facility Repair & Maintenance	EFT01623	11/16/2017	CHK	Douglas Environmental Group	\$2,100.00
Facility Repair & Maintenance	EFT01630	11/22/2017	CHK	Custom Coatings and Construction	\$850.00
Facility Repair & Maintenance	EFT01632	11/22/2017	CHK	Haz Mat Trans, Inc.	\$2,710.00
Facility Repair & Maintenance	EFT01640	11/22/2017	CHK	Douglas Environmental Group	\$2,125.00
Facility Repair & Maintenance	EFT01642	11/22/2017	CHK	Lawnescape Systems	\$1,390.00
Facility Repair & Maintenance	EFT01646	11/30/2017	CHK	A Cone Zone Inc	\$123.28
				<b>Facility Repair &amp; Maintenance Total</b>	<b>\$21,703.23</b>
Lab Costs	EFT01588	11/2/2017	CHK	E. S. Babcock & Sons, Inc.	\$818.00
Lab Costs	EFT01621	11/16/2017	CHK	E. S. Babcock & Sons, Inc.	\$1,077.00
Lab Costs	EFT01633	11/22/2017	CHK	E. S. Babcock & Sons, Inc.	\$613.00
Lab Costs	EFT01644	11/30/2017	CHK	E. S. Babcock & Sons, Inc.	\$613.00
				<b>Lab Costs Total</b>	<b>\$3,121.00</b>
Landscaping	2811	11/9/2017	CHK	Sims Tree Health Specialists	\$800.00
				<b>Landscaping Total</b>	<b>\$800.00</b>
Legal Costs	2813	11/9/2017	CHK	Varner & Brandt	\$2,000.00
Legal Costs	2821	11/16/2017	CHK	Best Best & Krieger LLP	\$2,124.00
Legal Costs	2838	11/30/2017	CHK	Geoffrey H. Hopper & Associates	\$2,732.15
Legal Costs	EFT01626	11/16/2017	CHK	Hunt Ortmann Palffy Nieves Dahl	\$92,584.25
				<b>Legal Costs Total</b>	<b>\$99,440.40</b>
Materials & Supplies	2823	11/16/2017	CHK	K&H Metals and Supplies	\$99.65
Materials & Supplies	2842	11/30/2017	CHK	K&H Metals and Supplies	\$178.35
Materials & Supplies	EFT01591	11/2/2017	CHK	Airgas USA LLC	\$63.64
Materials & Supplies	EFT01648	11/30/2017	CHK	Airgas USA LLC	\$716.58
				<b>Materials &amp; Supplies Total</b>	<b>\$1,058.22</b>
Office Expense	2790	11/2/2017	CHK	Printing Connection, Inc.	\$97.88
Office Expense	2798	11/9/2017	CHK	Aramark Corporation Refreshments	\$233.76
Office Expense	2804	11/9/2017	CHK	Staples Business Advantage	\$651.42
Office Expense	2818	11/16/2017	CHK	Konica Minolta Business Solutions	\$761.77
Office Expense	2839	11/30/2017	CHK	Printing Connection, Inc.	\$220.10
Office Expense	EFT01601	11/9/2017	CHK	Capital One Commercial- 7003	\$437.25
				<b>Office Expense Total</b>	<b>\$2,402.18</b>

**Santa Ana Watershed Project Authority**  
**Check Detail**  
**November 2017**

Category	Check #	Check Date	Type	Vendor	Check Amount
Offsite Storage	EFT01635	11/22/2017	CHK	Iron Mountain	\$217.23
				<b>Offsite Storage Total</b>	<b>\$217.23</b>
Other Contract Services	2810	11/9/2017	CHK	Community Action Partnership	\$31,050.39
Other Contract Services	EFT01585	11/2/2017	CHK	Western Municipal Water District	\$9,110.36
Other Contract Services	EFT01592	11/2/2017	CHK	Local Government Commission	\$4,100.00
Other Contract Services	EFT01595	11/9/2017	CHK	Orange County Sanitation District	\$115,022.72
Other Contract Services	EFT01604	11/9/2017	CHK	Orange County Coastkeeper	\$3,701.44
Other Contract Services	EFT01612	11/9/2017	CHK	Green Media Creations	\$16,841.02
Other Contract Services	EFT01649	11/30/2017	CHK	EcoTech Services Inc	\$60,303.30
Other Contract Services	EFT01650	11/30/2017	CHK	Green Media Creations	\$14,317.98
				<b>Other Contract Services Total</b>	<b>\$254,447.21</b>
Payroll	2796	11/9/2017	CHK	Payroll Check	\$914.50
Payroll	WDL000004273	11/9/2017	WDL	Direct Deposit 11/9/2017	\$75,304.56
Payroll	WDL000004275	11/9/2017	WDL	PR Tax - Federal	\$27,429.64
Payroll	WDL000004276	11/9/2017	WDL	PR Tax - State	\$6,021.79
Payroll	WDL000004289	11/24/2017	WDL	Direct Deposit 11/24/2017	\$79,437.79
Payroll	WDL000004292	11/24/2017	WDL	PR Tax - Federal	\$27,602.79
Payroll	WDL000004293	11/24/2017	WDL	PR Tax - State	\$6,437.49
				<b>Payroll Total</b>	<b>\$223,148.56</b>
Prop 84	2815	11/16/2017	CHK	San Bernardino Valley Municipal Water District	\$448,304.20
Prop 84	2819	11/16/2017	CHK	City of Corona	\$39,541.51
Prop 84	2820	11/16/2017	CHK	San Bernardino Valley Water	\$3,112.31
Prop 84	2825	11/16/2017	CHK	US Forest Service	\$1,359.86
Prop 84	2826	11/16/2017	CHK	Soboba Band of Luiseno Indians	\$133,114.94
Prop 84	EFT01618	11/16/2017	CHK	Inland Empire Utilities Agency	\$18,787.01
Prop 84	EFT01619	11/16/2017	CHK	Western Municipal Water District	\$39,659.89
				<b>Prop 84 Total</b>	<b>\$683,879.72</b>
Safety	2837	11/30/2017	CHK	Calolympic Safety	\$191.76
Safety	EFT01586	11/2/2017	CHK	Underground Service Alert	\$186.55
				<b>Safety Total</b>	<b>\$378.31</b>
Shipping/Postage	2827	11/22/2017	CHK	Federal Express	\$229.48
				<b>Shipping/Postage Total</b>	<b>\$229.48</b>
Software	2846	11/30/2017	CHK	InfoGroup	\$20,704.80
				<b>Software Total</b>	<b>\$20,704.80</b>
Training	2805	11/9/2017	CHK	East Valley Water District	\$120.00
				<b>Training Total</b>	<b>\$120.00</b>
Utilities	2785	11/2/2017	CHK	Verizon Wireless	\$1,455.80
Utilities	2786	11/2/2017	CHK	AT&T	\$1,079.70
Utilities	2787	11/2/2017	CHK	Southern California Edison	\$27.20
Utilities	2793	11/2/2017	CHK	Verizon Wireless	\$447.14
Utilities	2794	11/2/2017	CHK	AT&T	\$768.91
Utilities	2795	11/2/2017	CHK	AT&T	\$583.37
Utilities	2799	11/9/2017	CHK	Riverside, City of	\$2,393.58
Utilities	2802	11/9/2017	CHK	Southern California Edison	\$227.60
Utilities	2814	11/9/2017	CHK	Riverside, City of	\$99.07
Utilities	2817	11/16/2017	CHK	Verizon Wireless	\$14.16
Utilities	2828	11/22/2017	CHK	AT&T	\$583.31
Utilities	2835	11/30/2017	CHK	Verizon Wireless	\$1,427.26
Utilities	2836	11/30/2017	CHK	Southern California Edison	\$27.15
Utilities	2847	11/30/2017	CHK	Verizon Wireless	\$439.07
				<b>Utilities Total</b>	<b>\$9,573.32</b>
				<b>Grand Total</b>	<b>\$4,336,774.10</b>

	Accounts Payable	
Checks	\$4,063,507.36	
Wire Transfers	\$44,591.11	
	<u>\$4,108,098.47</u>	
Take Care	\$5,527.07	
Other		
Payroll	\$223,148.56	
	<u>\$4,336,774.10</u>	

**Total Disbursements for November 2017**

Santa Ana Watershed Project Authority  
 Consulting  
 November 2017

Check #	Check Date	Task #	Task Description	Vendor Name	Total Contract	Check Amount	Remaining Contract Amount	Notes/Comments
EFT01590	11/2/2017	ACS100-09	IT Support	Accent Computer Solutions	\$ 42,000.00	\$ 1,600.00	\$ 5,797.75	
EFT01637	11/22/2017	ACS100-09	IT Support	Accent Computer Solutions	\$ 42,000.00	\$ 3,446.50	\$ 5,797.75	
EFT01637	11/22/2017	ACS100-10	Office 365 Migration	Accent Computer Solutions	\$ 17,500.00	\$ 595.00	\$ 4,462.00	
EFT01647	11/30/2017	ACS100-09	IT Support	Accent Computer Solutions	\$ 42,000.00	\$ 135.00	\$ 5,797.75	
EFT01594	11/2/2017	AMEC384-01	Bacteria Source Investigation in the Arlington	Amec Foster Wheeler	\$ 49,960.00	\$ 18,997.08	\$ 12,516.92	
EFT01589	11/2/2017	CDM374-01	Triennial Ambient Water Quality Update	CDM Smith	\$ 405,113.00	\$ 23,495.31	\$ -	
EFT01589	11/2/2017	CDM386-12	SAR Bacteria Monitoring Program	CDM Smith	\$ 317,046.00	\$ 34,916.07	\$ 162,981.59	
EFT01645	11/30/2017	CDM386-12	SAR Bacteria Monitoring Program	CDM Smith	\$ 317,046.00	\$ 55,411.13	\$ 162,981.59	
EFT01641	11/22/2017	DEGR392-03	Social Media Support - EC TF	DeGrave Communications	\$ 30,000.00	\$ 2,654.38	\$ 18,900.97	
EFT01607	11/9/2017	DUDK326-05	Litigation Support	Dudek	\$ 50,000.00	\$ 3,725.00	\$ 15,560.00	
EFT01607	11/9/2017	DUDK326-06	Reach V Rehab, Phase I, Task 3-4	Dudek	\$ 134,900.00	\$ 24,461.62	\$ 64,891.87	
EFT01614	11/9/2017	GEOS374-01	SAR WLA Model Update	GeoScience Support Services	\$ 249,800.00	\$ 21,792.50	\$ 51,390.00	
EFT01652	11/30/2017	GEOS374-01	SAR WLA Model Update	GeoScience Support Services	\$ 249,800.00	\$ 27,526.25	\$ 51,390.00	
EFT01651	11/30/2017	HAMM326-01	Strategic Communication Services	Hammons Strategies	\$ 68,000.00	\$ 3,750.00	\$ 4,250.00	
EFT01622	11/16/2017	INSOL100-10	Great Plains Annual Service and Support	Integrated Systems Solutions	\$ 4,000.00	\$ 165.00	\$ 2,993.50	
EFT01629	11/22/2017	RISK384-08	MSAR TMDL Task Force	Risk Sciences	\$ 87,300.00	\$ 5,593.97	\$ 3,962.68	
EFT01629	11/22/2017	RISK374-07	Basin Monitoring Task Force	Risk Sciences	\$ 73,150.00	\$ 2,758.97	\$ 66,537.63	
EFT01639	11/22/2017	RMC504-401-01	SARCCUP Program Management Services	RMC Water and Environment	\$ 310,429.00	\$ 11,526.62	\$ 210,416.23	
2844	11/30/2017	SCH381-01	Santa Ana Sucker Protection and Beneficial Use	Scheevel Engineering	\$ 96,725.00	\$ 5,906.25	\$ 47,021.00	
2843	11/30/2017	TTD100-03	Phone System Support	The Technology Depot	\$ 6,000.00	\$ 490.00	\$ 451.50	
EFT01624	11/16/2017	VALI326-04	IEBL Reach V Rehabilitation	Vali Cooper & Associates	\$ 1,252,400.00	\$ 67,043.29	\$ 534,878.14	

Santa Ana Watershed Project Authority  
 Consulting  
 November 2017

Check #	Check Date	Task #	Task Description	Vendor Name	Total Contract	Check Amount	Remaining Contract Amount	Notes/Comments
2807	11/9/2017	WCD100-05	SAWPA Website Update/Support	Web Casa Design	\$ 4,000.00	\$ 2,000.00	\$ 2,000.00	
EFT01631	11/22/2017	WCA100-03-02	State Legislative Consulting FY16-18	West Coast Advisors	\$ 345,000.00	\$ 6,000.00	\$ 115,000.00	
						<b>\$ 323,989.94</b>		

Page Intentionally Blank

**COMMISSION MEMORANDUM NO. 2018.1**

**DATE:** January 16, 2018  
**TO:** SAWPA Commission  
**SUBJECT:** Inter-Fund Borrowing – November 2017  
**PREPARED BY:** Karen Williams, Chief Financial Officer

**RECOMMENDATION**

It is recommended that the Commission receive and file the informational report on short-term, cash-flow inter-fund borrowing.

**DISCUSSION**

On December 13, 2005, the Commission approved Resolution No. 452, Inter-Fund and Inter-Project Loan Policy. Staff was directed to bring back an accounting of the loans each month for review when the total exceeded \$250,000 in aggregate.

The following projects, with negative cash flow, are listed below with the amounts borrowed from SAWPA General Fund Reserves in November 2017. The total amount borrowed is over the aggregate \$250,000 amount recommended in Resolution No. 452, Inter-Fund and Inter-Project Loan Policy. The Commission has requested that this item be brought back each month as an informational item when the loan amount is over the \$250,000 aggregate amount.

Fund	Fund Name	10/31/17 Balance	Loan Receipts	New Charges	11/30/17 Balance
130	Proposition 84 Admin	\$62,999.63	(\$0.00)	\$10,653.09	\$73,652.72
135	Proposition 84 Admin R2	57,595.60	(11,618.15)	18,790.24	64,767.69
140	Proposition 84 Admin R3	37,602.74	(0.00)	6,417.17	44,019.91
145	Proposition 84 Admin R4	93,953.92	(0.00)	12,105.17	106,059.09
398	Proposition 1 – DACI Grant	169,599.10	(0.00)	14,690.04	184,289.14
477	LESJWA Administration	21,323.82	(22,685.76)	18,756.56	17,394.62
504	Prop 84 - Drought Projects	96,956.63	(0.00)	37,017.38	133,974.01
	<b>Total Funds Borrowed</b>	<b>\$540,031.44</b>	<b>(\$34,303.91)</b>	<b>\$118,429.65</b>	<b>\$624,157.18</b>
	General Fund Reserves Balance		\$3,488,056.64		
	Less Amount Borrowed		<u>624,157.18</u>		
	Balance of General Fund Reserves		\$2,863,899.46		

The following table lists each fund that has a negative cash flow, the source of funding for the fund, how often the fund is billed, and the projected rate of payment for the fund.

**NEGATIVE CASH-FLOW FUNDS**

<b>Fund No.</b>	<b>Source of Funding</b>	<b>Billing Frequency</b>	<b>Projected Payment Time</b>
130,135,140, 145 – Proposition 84 Admin	DWR – Prop 84 Grant	Monthly/Quarterly	Up to 4 months
398 – Proposition 1 – DACI Grant	DWR – Prop 1 Grant	Monthly	Up to 4 months
477 – LESJWA Admin	Reimbursement from LESJWA	Monthly	2 to 4 weeks
504 - Proposition 84 Drought Projects	DWR – Prop 84 Grant	Monthly	Up to 4 months
504 – Proposition 84 SARCCUP Projects	DWR – Prop 84 Grant	Monthly/Quarterly	Up to 4 month

**Fund 130**

The outstanding balance of the funds due from DWR is the mandatory 10% retention from each invoice billed. Retention funds will not be released until the Proposition 84 Round I contract is completed in 2018.

**Fund 135**

This fund is for the administration of Proposition 84 Round II grant funds. These funds will be billed quarterly and 10% will be withheld for retention.

**Fund 140**

This fund is for the administration of Proposition 84 Drought Round grant funds. These funds will be billed monthly and 10% will be withheld for retention.

**Fund 145**

This fund is for the administration of Proposition 84 Round 2015 grant funds. These funds will be billed quarterly and 10% will be withheld for retention.

**Fund 398**

This fund is for the Proposition 1 DACI grant project. These funds will be billed monthly once the contracts with DWR have been signed.

**Fund 477**

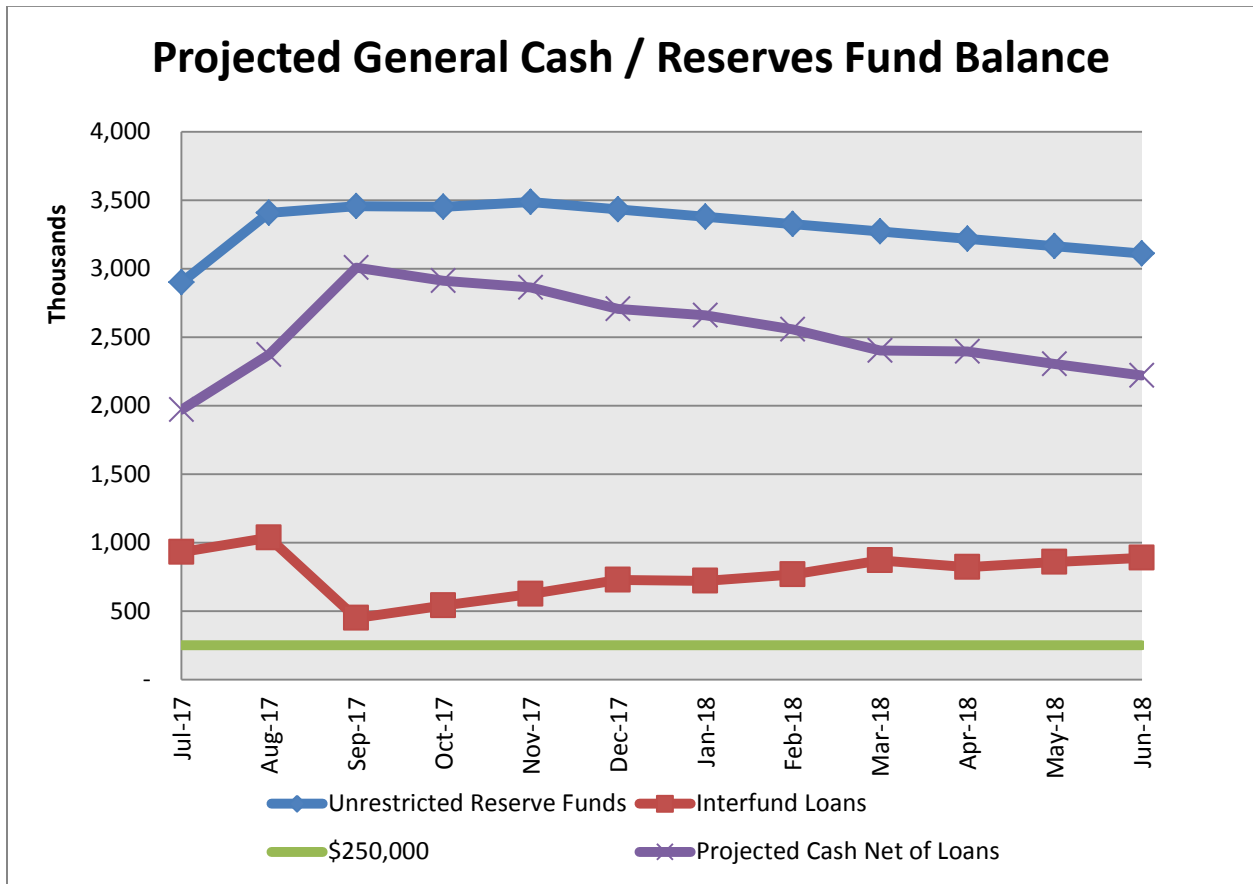
Each month LESJWA is billed the cost for administering the JPA. Once the bill is received, LESJWA submits payment within two weeks.

**Fund 504**

This fund is for the implementation of drought related projects and SARCCUP projects which are administered through PA-22 and PA23.

The following graph shows projected inter-fund loan balances, total unrestricted General Fund Reserves available for loans, and projected cash net of loans through June 2018. The projected loan balance is expected to remain over the \$250,000 aggregate limit through June 2018 because of Proposition 1 and 84 grants, but can be covered by General Fund Reserves without a major impact on cash flow.





**RESOURCE IMPACTS**

The funds borrowed from the General Fund Reserves will be paid back with interest when the funding is received. Interfund loans for grants are not charged interest unless the grant contracts specifically states interest is eligible for reimbursement. There is sufficient cash available to cover proposed borrowings and to pay budgeted expenditures for the General Fund.

Page Intentionally Blank

## COMMISSION MEMORANDUM NO. 2018.2

**DATE:** January 16, 2018  
**TO:** SAWPA Commission

**SUBJECT:** Performance Indicators and Financial Reporting – November 2017

**PREPARED BY:** Karen Williams, Chief Financial Officer

### RECOMMENDATION

It is recommended that the Commission receive and file staff's report.

### DISCUSSION

The attached reports have been developed to keep the Commission informed as to SAWPA's business and budget performance. These reports are categorized into the following groups: financial reporting, cash and investments, and performance indicators. They are explained in detail below. As new reports are developed, they will be added for the Commission's review.

#### Financial Reporting

Balance Sheet by Fund Type	Lists total assets, liabilities, and equity by fund type for a given period.
Revenue & Expense by Fund Type	Lists total revenue and expenses by fund type for a given period.
Receivables Management	Shows total outstanding accounts receivable by age.
Open Task Order Schedule	Shows SAWPA's total outstanding obligation for open task orders.
List of SAWPA Funds	Shows each SAWPA Fund with the fund description and fund group.
Debt Service Funding Analysis	Shows total annual income by source used to make debt service payments through debt maturity at FYE 2048.
Debt Service Payment Schedule	Shows total debt service interest and principal payments through debt maturity at FYE 2048.

#### Cash and Investments

Total Cash and Investments (chart)	Shows the changes in cash and investments balance for the last twelve months.
Cash Balance & Source of Funds	Shows total cash and investments for all SAWPA funds and the types of investments held for each fund.
Cash & Investments (pie chart)	Shows total cash and investments for all SAWPA funds and the percentage of each investment type.
Reserve Account Analysis	Shows changes to each reserve account for the year and projected ending balance for each.
Twelve Month Security Schedule (chart)	Shows the maturity dates for securities held and percentage of securities in each category.

Treasurer's Report	Shows book and market value for both Treasury strips and securities held by the Agency.
--------------------	---

**Performance Indicators**

Average Daily Flow by Month	Shows total flow in the Brine Line System by month compared to total treatment capacity owned. This is an indicator of the available capacity in the line. As we add yearly flows, it will show trends in flow throughout the year.
Summary of Labor Multipliers	Summarizes the information generated from the following two reports and compares the actual benefit and Indirect Cost Allocation rates to the total budgeted rates.
General Fund Costs	Lists total Fund No. 100 costs to date and the amount of those costs recovered through the Indirect Cost Allocation and member contributions.
Benefit Summary	Lists total employee benefit costs actual to budget and projects them through the end of the year. This report compares how the actual benefit rate compares to the budgeted rate.
Labor Hours Budget vs. Actual	Shows total budgeted hours for each project and compares them to the actual hours charged to each.

**RESOURCE IMPACTS**

Staff expects minimal impacts to SAWPA or its member agencies related to this effort.

Attachments:

- |                                       |   |
|---------------------------------------|---|
| 1. Balance Sheet by Fund Type         | 10. Reserve Account Analysis                    |
| 2. Revenue & Expense by Fund Type     | 11. Twelve-Month Maturity Schedule - Securities |
| 3. Accounts Receivable Aging Report   | 12. Treasurer's Report                          |
| 4. Open Task Order Schedule           | 13. Average Daily Flow by Month                 |
| 5. List of SAWPA Funds                | 14. Summary of Labor Multipliers                |
| 6. Debt Service Funding Analysis      | 15. General Fund Costs                          |
| 7. Debt Service Payment Schedule      | 16. Benefits                                    |
| 8. Total Cash and Investments (chart) | 17. Labor Hours Budgeted vs. Actual             |
| 9. Cash Balance & Source of Funds     |   |

Santa Ana Watershed Project Authority  
Balance Sheet by Fund Type  
For the Four Months Ending Tuesday, October 31, 2017

	General Fund	Brine Line Enterprise	Capital Projects	OWOW Projects	Roundtable Projects	Fund Totals
<b>Assets</b>						
<b>Current Assets</b>						
Cash and Investments	\$4,375,689.72	\$46,060,521.70	(\$6,679,122.47)	\$1,861,532.74	\$2,078,247.74	\$47,696,869.43
Accounts Receivable	46,173.85	1,919,658.81	2,078.77	2,704,986.43	241,797.26	4,914,695.12
Installment Notes Receivable	0.00	3,448,437.13	0.00	0.00	0.00	3,448,437.13
Interest Receivable	0.00	68,771.49	0.00	0.00	0.00	68,771.49
Prepays and Deposits	537,132.47	127,112.68	0.00	0.00	0.00	664,245.15
Total Current Assets	<u>4,958,996.04</u>	<u>51,624,501.81</u>	<u>(6,677,043.70)</u>	<u>4,566,519.17</u>	<u>2,320,045.00</u>	<u>56,793,018.32</u>
<b>Fixed Assets</b>						
Property, Plant & Equipment						
less accum depreciation	1,128,299.19	62,711,096.74	0.00	0.00	0.00	63,839,395.93
Work In Process	0.00	0.00	28,935,054.23	0.00	0.00	28,935,054.23
Total fixed assets	<u>1,128,299.19</u>	<u>62,711,096.74</u>	<u>28,935,054.23</u>	<u>0.00</u>	<u>0.00</u>	<u>92,774,450.16</u>
<b>Other Assets</b>						
Wastewater treatment/disposal rights, net of amortization	0.00	28,584,604.23	0.00	0.00	0.00	28,584,604.23
Inventory - Mitigation Credits	0.00	0.00	0.00	0.00	1,910,560.00	1,910,560.00
Total Other Assets	<u>0.00</u>	<u>28,584,604.23</u>	<u>0.00</u>	<u>0.00</u>	<u>1,910,560.00</u>	<u>30,495,164.23</u>
<b>Total Assets</b>	<u><b>\$6,087,295.23</b></u>	<u><b>\$142,920,202.78</b></u>	<u><b>\$22,258,010.53</b></u>	<u><b>\$4,566,519.17</b></u>	<u><b>\$4,230,605.00</b></u>	<u><b>\$180,062,632.71</b></u>
<b>Liabilities and Fund Equity</b>						
<b>Current Liabilities</b>						
Accounts Payable/Accrued Expenses	\$591,795.61	\$945,976.81	\$5,011,440.31	\$2,557,862.82	\$211,768.02	\$9,318,843.57
Accrued Interest Payable	0.00	280,256.23	88,960.82	0.00	0.00	369,217.05
<b>Noncurrent Liabilities</b>						
Long-term Debt	3,104,742.00	18,397,686.32	3,993,073.00	0.00	0.00	25,495,501.32
Deferred Revenue	0.00	72,719,287.50	0.00	0.00	0.00	72,719,287.50
Total Liabilities	<u>3,696,537.61</u>	<u>92,343,206.86</u>	<u>9,093,474.13</u>	<u>2,557,862.82</u>	<u>211,768.02</u>	<u>107,902,849.44</u>
<b>Fund Equity</b>						
Contributed Capital	0.00	20,920,507.03	0.00	0.00	0.00	20,920,507.03
Retained Earnings	2,752,388.00	28,766,923.00	13,269,138.70	949,951.40	3,697,486.05	49,435,887.15
Revenue Over/Under Expenditures	(361,630.38)	889,565.89	(104,602.30)	1,058,704.95	321,350.93	1,803,389.09
Total Fund Equity	<u>2,390,757.62</u>	<u>50,576,995.92</u>	<u>13,164,536.40</u>	<u>2,008,656.35</u>	<u>4,018,836.98</u>	<u>72,159,783.27</u>
<b>Total Liabilities &amp; Fund Equity</b>	<u><b>\$6,087,295.23</b></u>	<u><b>\$142,920,202.78</b></u>	<u><b>\$22,258,010.53</b></u>	<u><b>\$4,566,519.17</b></u>	<u><b>\$4,230,605.00</b></u>	<u><b>\$180,062,632.71</b></u>



**Santa Ana Watershed Project Authority**  
**Revenue & Expenses by Fund Type**  
**For the Four Months Ending Tuesday, October 31, 2017**

	General Fund	Brine Line Enterprise	Capital Projects	OWOW Projects	Roundtable Projects	Fund Totals
<b>Operating Revenue</b>						
Discharge Fees	\$0.00	\$3,991,171.14	\$0.00	\$0.00	\$0.00	\$3,991,171.14
Grant Proceeds	0.00	0.00	0.00	983,663.74	0.00	983,663.74
Financing Proceeds	0.00	0.00	0.00	0.00	67,344.03	67,344.03
Total Operating Revenue	0.00	3,991,171.14	0.00	983,663.74	67,344.03	5,042,178.91
<b>Operating Expenses</b>						
Labor	516,953.50	298,415.56	120.41	179,129.98	46,768.55	1,041,388.00
Benefits	170,125.86	130,407.60	52.62	78,279.81	20,437.81	399,303.70
Indirect Costs	0.00	421,064.32	169.89	252,752.41	65,990.44	739,977.06
Education & Training	5,306.34	0.00	0.00	125.00	0.00	5,431.34
Consulting & Professional Services	123,886.42	7,236.69	115,022.72	525,078.15	372,146.24	1,143,370.22
Operating Costs	1,219.94	950,010.12	0.00	0.00	83.92	951,313.98
Repair & Maintenance	23,403.29	74,427.13	0.00	0.00	0.00	97,830.42
Phone & Utilities	24,012.88	2,372.81	0.00	0.00	0.00	26,385.69
Equipment & Computers	66,792.02	37,901.66	0.00	149.32	0.00	104,843.00
Meeting & Travel	9,575.17	135.67	0.00	4,940.94	175.02	14,826.80
Other Administrative Costs	38,519.73	5,642.23	0.00	5,991.96	10,000.00	60,153.92
Benefits Applied	72,382.10	0.00	0.00	0.00	0.00	72,382.10
Indirect Costs Applied	(830,115.77)	0.00	0.00	0.00	0.00	(830,115.77)
Other Expenses	11,005.89	45,604.28	0.00	0.00	0.00	56,610.17
Construction	0.00	0.00	0.00	464,735.60	0.00	464,735.60
Total Operating Expenses	233,067.37	1,973,218.07	115,365.64	1,511,183.17	515,601.98	4,348,436.23
Operating Income (Loss)	(233,067.37)	2,017,953.07	(115,365.64)	(527,519.43)	(448,257.95)	693,742.68
<b>Nonoperating Income (Expense)</b>						
Member Contributions	646,115.00	0.00	0.00	776,000.00	20,000.00	1,442,115.00
Other Agency Contributions	0.00	0.00	0.00	793,610.00	745,002.00	1,538,612.00
Interest Income	9,425.18	135,427.37	0.00	2,922.02	4,606.88	152,381.45
Interest Expense - Debt Service	0.00	(109,358.95)	0.00	0.00	0.00	(109,358.95)
Other Income	595.02	(24,888.54)	10,763.34	13,692.36	0.00	162.18
Use of Reserves	(21,912.45)	0.00	0.00	0.00	0.00	(21,912.45)
Total Nonoperating Income (Expense)	634,222.75	1,179.88	10,763.34	1,586,224.38	769,608.88	3,001,999.23
Excess Rev over (under) Exp	\$401,155.38	\$2,019,132.95	(\$104,602.30)	\$1,058,704.95	\$321,350.93	\$3,695,741.91

Aging Report  
Santa Ana Watershed Project Authority  
Receivables as of November 30, 2017

Customer Name	Project	Total	Current	0-30 Days	31-60 Days	61 and Over
Beaumont, City of	Basin Monitoring TF	14,019.00				14,019.00
Chino Basin Desalter Authority	Brine Line	337,294.25		167,886.38	169,407.87	
Chino Basin Watermaster	Basin Monitoring TF	12,254.00				12,254.00
Department of Water Resources	Prop 84, WECAN	2,449,065.93			122,987.54	2,326,078.39
Eastern Municipal Water District	Brine Line, MA Contributions, Emerging Constituents	274,799.15		116,986.47	154,735.68	3,077.00
Elsinore Valley Municipal Water District	Basin Monitoring TF, Emerging Constituents	17,096.00				17,096.00
Inland Empire Utilities Agency	Brine Line, MA Contributions, Basin Monitoring TF	137,160.71		134,083.71		3,077.00
Jurupa Community Services District	Basin Monitoring TF	14,019.00				14,019.00
Lake Elsinore & San Jacinto Watersheds Authority	LESJWA Administration	18,756.56		18,756.56		
Orange County Water District	Member Agency Contributions	46,000.00				46,000.00
Redlands, City of	Basin Monitoring TF	12,254.00				12,254.00
Rialto, City of	Basin Monitoring TF, Emerging Constituents	17,096.00				17,096.00
Riverside, City of (Public Utilities)	Basin Monitoring TF	7,009.50				7,009.50
Riverside, City of (Wastewater Treatment)	Emerging Constituents	3,077.00				3,077.00
RIX Treatment	Basin Monitoring TF	14,019.00				14,019.00
San Bernardino Valley Municipal Water District	Brine Line, Basin Monitoring TF, MA Contributions	83,117.72		83,117.72		
Spiniello Companies	Reach V	2,078.77				2,078.77
Temescal Valley Water District	Basin Monitoring TF, Emerging Constituents	14,464.00				14,464.00
Western Riverside County Regional Wastewater Authority	Basin Monitoring TF	14,019.00				14,019.00
Western Municipal Water District	Brine Line, MA Contributions. SARCCUP Cost Share	464,925.85		374,203.85		90,722.00
Yucaipa Valley Water District	Basin Monitoring TF	14,019.00				14,019.00
Total Accounts Receivable		3,966,544.44	-	895,034.69	447,131.09	2,624,378.66

Santa Ana Watershed Project Authority  
Open Task Orders Schedule  
November 2017  
(Reflects Invoices Received as of 12/13/17)

Task Order No. Project Contracts	Fund No.	Vendor Name	Task Description	Begin Date	End Date	Original Contract	Change Orders	Total Contract	Billed To Date	Contract Balance	SAWPA Manager	Comments
ACS100-09	100-00	Accent Computer Solutions	IT Support	04/11/2017	03/30/2018	\$ 42,000.00	\$ -	\$ 42,000.00	\$ 36,202.25	\$ 5,797.75	Dean Unger	
ACS100-10	100-00	Accent Computer Solutions	Office 365 Migration	05/01/2017	06/30/2018	\$ 17,500.00	\$ -	\$ 17,500.00	\$ 13,038.00	\$ 4,462.00	Dean Unger	
INSOL100-10	100-00	Integrated Systems Solutions	GP Software Annual Technical Support	07/01/2017	06/30/2018	\$ 4,000.00	\$ -	\$ 4,000.00	\$ 1,006.50	\$ 2,993.50	Dean Unger	
NICO100-05	100-00	Nicolay Consulting Group	GASB 45/75 Transisiton Plan	08/22/2017	06/30/2019	\$ 7,200.00	\$ -	\$ 7,200.00	\$ -	\$ 7,200.00	Karen Williams	
WNDE100-05	100-00	White Nelson Diehl Evans LLC	FYE 2017 Audit	05/08/2017	06/30/2018	\$ 26,370.00	\$ -	\$ 26,370.00	\$ 23,640.00	\$ 2,730.00	Karen Williams	
WCA100-03-02	100-03	West Coast Advisors	State Legislative Consulting FY16-18	11/24/2015	12/31/2018	\$ 345,000.00	\$ -	\$ 345,000.00	\$ 230,000.00	\$ 115,000.00	Rich Haller	
DOUG240-02	240	Douglas Environmental	Brine Line Meter Calibration	07/01/2017	06/30/2018	\$ 4,970.00	\$ 9,855.00	\$ 14,825.00	\$ 5,785.00	\$ 9,040.00	Carlos Quintero	On Call
WO2018-05	240	E S Babcock	Brine Line Sample Collection & Analysis	07/01/2017	06/30/2018	\$ 87,578.00	\$ -	\$ 87,578.00	\$ 23,145.00	\$ 64,433.00	Carols Quintero	
HAZ240-08	240	Haz Mat Trans Inc	Brine Line Facility Repair & Maintenance	07/01/2017	06/30/2018	\$ 35,000.00	\$ -	\$ 35,000.00	\$ 11,145.00	\$ 23,855.00	Carlos Quintero	On Call
HAZ240-07	240	Haz Mat Trans Inc	On Call Draining & Emergency Clean Up	06/29/2015	06/30/2018	\$ 98,215.00	\$ -	\$ 98,215.00	\$ 5,055.00	\$ 93,160.00	Carlos Quintero	On Call
HOU240-02	240	Houston Harris PCS Inc	Brine Line On Call Pipeline Cleaning	06/16/2015	06/30/2018	\$ 318,120.00	\$ 225,000.00	\$ 543,120.00	\$ 302,357.50	\$ 240,762.50	Carlos Quintero	On Call
HOU240-03	240	Houston Harris PCS Inc	Brine Line On Call Inspection Services	07/01/2017	06/30/2018	\$ 38,000.00	\$ -	\$ 38,000.00	\$ 7,472.45	\$ 30,527.55	Carlos Quintero	On Call
WO2018-10	240	IEUA	Reach IV-A Upper Support	07/01/2017	06/30/2018	\$ 10,000.00	\$ -	\$ 10,000.00	\$ -	\$ 10,000.00	Carlos Quintero	
INN240-02	240	Innerline Engineering Inc	Brine Line On-Call Line Cleaning	06/29/2015	06/30/2018	\$ 46,900.00	\$ 50,000.00	\$ 96,900.00	\$ 59,191.34	\$ 37,708.66	Carlos Quintero	On Call
RFT240-01	240	Raftelis Financial	Rate Model	11/28/2017	06/30/2018	\$ 79,517.00	\$ -	\$ 79,517.00	\$ -	\$ 79,517.00	Carlos Quintero	
SAWA323-01	240	SAWA	Habitat Mitigation in Prado Basin	01/29/2010	10/31/2017	\$ 245,000.00	\$ -	\$ 245,000.00	\$ 226,951.46	\$ 18,048.54	Carlos Quintero	
TKE240-02	240	TKE Engineering & Planning	Brine Line On-Call Land Surveying	06/26/2015	06/30/2018	\$ 30,300.00	\$ -	\$ 30,300.00	\$ 11,545.00	\$ 18,755.00	Carlos Quintero	On Call
TRU240-20	240	Trussell Technologies	BL Water Quality Analysis	09/07/2017	08/31/2018	\$ 49,885.00	\$ -	\$ 49,885.00	\$ 1,501.54	\$ 48,383.46	Carlos Quintero	
WO2018-01	240	WMWD	Sample Collection & Analysis	07/01/2017	06/30/2018	\$ 90,000.00	\$ -	\$ 90,000.00	25,391.61	\$ 64,608.39	David Ruhl	
WO2018-02	240	WMWD	Brine Line Operations & Maintenance	07/01/2017	06/30/2018	\$ 25,000.00	\$ -	\$ 25,000.00	3,194.28	\$ 21,805.72	David Ruhl	
DUDK326-05	326	Dudek	Litigation Support	11/28/2016	12/31/2017	\$ 25,000.00	\$ 25,000.00	\$ 50,000.00	\$ 34,440.00	\$ 15,560.00	David Ruhl	
DUDK326-06	326	Dudek	Reach V Rehabilitation - Ph I, Tasks 3-4	03/03/2017	06/30/2018	\$ 134,900.00	\$ -	\$ 134,900.00	\$ 70,008.13	\$ 64,891.87	David Ruhl	
HAMM326-01	326	Hammons Strategies	Strategic Communication Services	05/24/2016	12/31/2017	\$ 18,500.00	\$ 60,750.00	\$ 79,250.00	\$ 75,000.00	\$ 4,250.00	Rich Haller	96
WO2018-03	326	PSI Lab	CIPP Sampling	07/01/2017	06/30/2018	\$ 30,010.00	\$ -	\$ 30,010.00	\$ 24,920.00	\$ 5,090.00	David Ruhl	

Santa Ana Watershed Project Authority  
Open Task Orders Schedule  
November 2017  
(Reflects Invoices Received as of 12/13/17)

Task Order No. Project Contracts	Fund No.	Vendor Name	Task Description	Begin Date	End Date	Original Contract	Change Orders	Total Contract	Billed To Date	Contract Balance	SAWPA Manager	Comments
VALI326-04	326	Vali Cooper & Associates Inc	IEBL Reach V Rehabilitation	03/15/2017	06/30/2018	\$ 1,252,400.00	\$ -	\$ 1,252,400.00	\$ 717,521.86	\$ 534,878.14	David Ruhl	
PO3379 Const	326	WEKA	IEBL Reach V Rehab & Improvement	09/13/2016	01/16/2018	\$ 2,044,602.00	\$ 13,283,733.99	\$ 15,328,335.99	\$ 14,193,660.58	\$ 1,134,675.41	David Ruhl	
CDM374-01	374	CDM Smith	Triennial Ambient Water Quality Update	08/15/2016	09/30/2017	\$ 349,960.00	\$ 55,153.00	\$ 405,113.00	\$ 405,410.77	\$ (297.77)	Mark Norton	
CDM374-02	374	CDM Smith	CEQA Supplemental doc & analysis	09/27/2016	12/31/2017	\$ 29,527.00	\$ 10,000.00	\$ 39,527.00	\$ 38,707.65	\$ 819.35	Mark Norton	
GEOS374-01	374	GeoScience Support Service	SAR WLA Model Update	02/01/2017	06/30/2018	\$ 249,800.00	\$ -	\$ 249,800.00	\$ 198,410.00	\$ 51,390.00	Mark Norton	
RISK374-07	374	Risk Sciences	Basin Monitoring TF	11/06/2017	06/30/2018	\$ 73,150.00	\$ -	\$ 73,150.00	\$ 6,612.37	\$ 66,537.63	Mark Norton	
SCH381-01	381	Scheevel Engineering	S.A. Sucker - Beneficial Use Project	04/18/2017	12/31/2018	\$ 96,725.00	\$ -	\$ 96,725.00	\$ 49,704.00	\$ 47,021.00	Ian Achimore	
AMEC384-01	384-01	Amec Foster Wheeler	Tier 2 - Bacteria Source Investigation	07/18/2017	06/30/2018	\$ 49,960.00	\$ -	\$ 49,960.00	\$ 37,443.08	\$ 12,516.92	Rick Whetsel	
CDM384-15	384-01	CDM Smith	CBRP Implementation Support	02/08/2017	12/31/2017	\$ 12,135.00	\$ -	\$ 12,135.00	\$ 5,399.64	\$ 6,735.36	Mark Norton	
RISK384-08	384-01	Risk Sciences	MSAR TMDL Task Force	07/12/2015	06/30/2018	\$ 87,300.00	\$ -	\$ 87,300.00	\$ 49,337.32	\$ 37,962.68	Rick Whetsel	
CDM386-12	386	CDM Smith	Regional Bacteria Monitoring Program	04/18/2017	06/30/2018	\$ 317,046.00	\$ 13,625.00	\$ 330,671.00	\$ 167,689.41	\$ 162,981.59	Rick Whetsel	
DEGR392-03	392	DeGrave Communications	Social Media Support - EC TF	07/01/2017	06/30/2018	\$ 30,000.00	\$ -	\$ 30,000.00	\$ 11,099.03	\$ 18,900.97	Mark Norton	
PO3289	397	CAPOC	Green House Gas Contract - WECAN	06/27/2016	10/31/2018	\$ 16,628.00	\$ -	\$ 16,628.00	\$ 3,623.58	\$ 13,004.42	Mike Antos	
PO3377	397	CAPR	Green House Gas Contract - WECAN	10/31/2016	10/31/2018	\$ 85,000.00	\$ -	\$ 85,000.00	\$ 39,100.00	\$ 45,900.00	Mike Antos	
PO3285	397	CAPSB	Green House Gas Contract - WECAN	06/20/2016	10/31/2017	\$ 868,153.00	\$ -	\$ 868,153.00	\$ 276,456.19	\$ 591,696.81	Mike Antos	
ECOT397-01	397	Ecotech	WECAN Landscaping Project	05/26/2016	10/31/2018	\$ 1,300,000.00	\$ 2,000.00	\$ 1,302,000.00	\$ 803,765.00	\$ 498,235.00	Mike Antos	
ECOT397-02	397	Ecotech	WECAN Landscaping Project	04/04/2017	10/30/2018	\$ 612,000.00	\$ -	\$ 612,000.00	\$ 65,710.00	\$ 546,290.00	Mike Antos	
GMC397-01	397	Green Media Creations	WECAN Outreach and Management	05/26/2016	10/31/2018	\$ 170,000.00	\$ -	\$ 170,000.00	\$ 152,276.85	\$ 17,723.15	Mike Antos	
GMC397-02	397	Green Media Creations	WVWD Turf Removal	04/11/2017	10/30/2018	\$ 80,000.00	\$ -	\$ 80,000.00	\$ 71,111.36	\$ 8,888.64	Mike Antos	
PO3466	398	California Rural Water Association	Disadvantaged Communities Grant	07/19/2017	04/30/2020	\$ 240,000.00	\$ -	\$ 240,000.00	\$ 26,063.81	\$ 213,936.19	Mike Antos	
IEW398-02	398	Inland Empire Waterkeeper	Disadvantaged Communities Grant	08/01/2017	12/22/2017	\$ 14,000.00	\$ -	\$ 14,000.00	\$ -	\$ 14,000.00	Mike Antos	
PO3375	398	Local Government Commission	Civic Spark WaterCorps Services	10/17/2016	09/30/2017	\$ 37,000.00	\$ -	\$ 37,000.00	\$ 33,656.92	\$ 3,343.08	Mike Antos	
PO3463	398	Local Government Commission	Disadvantaged Communities Grant	07/19/2017	04/30/2020	\$ 442,000.00	\$ -	\$ 442,000.00	\$ 61,017.29	\$ 380,982.71	Mike Antos	97

Santa Ana Watershed Project Authority  
Open Task Orders Schedule  
November 2017  
(Reflects Invoices Received as of 12/13/17)

Task Order No. Project Contracts	Fund No.	Vendor Name	Task Description	Begin Date	End Date	Original Contract	Change Orders	Total Contract	Billed To Date	Contract Balance	SAWPA Manager	Comments
PO3551	398	UC Irvine	Disadvantaged Communities Grant	11/06/2017	04/30/2020	\$ 105,000.00	\$ -	\$ 105,000.00	\$ -	\$ 105,000.00	Mike Antos	
PO3465	398	University Enterprises Corporation	Disadvantaged Communities Grant	07/19/2017	04/30/2020	\$ 1,290,500.00	\$ -	\$ 1,290,500.00	\$ 30,335.30	\$ 1,260,164.70	Mike Antos	
PO3464	398	Water Education Foundation	Disadvantaged Communities Grant	07/19/2017	04/30/2020	\$ 150,000.00	\$ -	\$ 150,000.00	\$ 3,519.01	\$ 146,480.99	Mike Antos	
CVS504-301-01	504-00	CV Strategies	FAQ on Conservation Based Rates	11/29/2016	08/31/2018	\$ 25,000.00	\$ 600.00	\$ 25,600.00	\$ 18,488.75	\$ 7,111.25	Ian Achimore	
MSS504-301-01	504-00	Miller Spatial Services	Geocoding & Business Type Classification	08/24/2017	12/31/2018	\$ 300,000.00	\$ -	\$ 300,000.00	\$ -	\$ 300,000.00	Rick Whetsel	
OMNI504-301-01	504-00	OmniEarth Inc	Web Based Water Consumption Reporting	09/21/2015	12/31/2017	\$ 1,500,000.00	\$ -	\$ 1,500,000.00	\$ 732,587.85	\$ 767,412.15	Mark Norton	
RMC504-401-02	504-04	RMC Water and Environment	SARCCUP Program Mgmt Services	07/01/2017	06/30/2018	\$ 260,515.00	\$ -	\$ 260,515.00	\$ 50,098.77	\$ 210,416.23	Mark Norton	

\$ 8,193,286.54

**LIST OF SAWPA FUNDS  
AS OF 11/30/17**

<b>Fund No.</b>	<b>Fund Description</b>	<b>Fund Group</b>
100-00	General Fund	General
100-03	State Lobbying	General
100-04	Federal Lobbying	General
100-05	Grant Applications	General
130	Proposition 84 – Program Management - Round 1	OWOW
135	Proposition 84 – Program Management – Round 2	OWOW
140	Proposition 84 – Program Management – Drought Round	OWOW
145	Proposition 84 – Program Management – 2015 Round	OWOW
240	Brine Line Enterprise	Brine Line
320-01	Brine Line Protection – Downstream Prado	Capital Projects
320-03	Brine Line Protection Above Prado	Capital Projects
320-04	Brine Line Protection D/S Prado in Riverside County	Capital Projects
326	Reach V Capital Repairs	Capital Projects
327	Reach IV-D Corrosion Repair	Capital Projects
370-01	Basin Planning General	OWOW
370-02	USBR Partnership Studies	OWOW
372	Imported Water Recharge Work Group	Roundtable
373	Watershed Management (OWOW)	OWOW
374	Basin Monitoring Program Task Force	Roundtable
381	Santa Ana River Fish Conservation	Roundtable
384-01	MSAR TMDL Task Force	Roundtable
386	Regional Water Quality Monitoring Task Force	Roundtable
387	Arundo Management & Habitat Restoration	Roundtable
392	Emerging Constituents Task Force	Roundtable
396	Forest First	Roundtable
397	Energy – Water DAC Grant Project	OWOW
398	Proposition 1 - DACI	OWOW
477	LESJWA Administration	Roundtable
504-01	Proposition 84 – Capital Projects Round 1 & 2	OWOW
504-00	Proposition 84 – Drought Capital Projects	OWOW
504-04	Proposition 84 – Final Round SARCCUP	OWOW



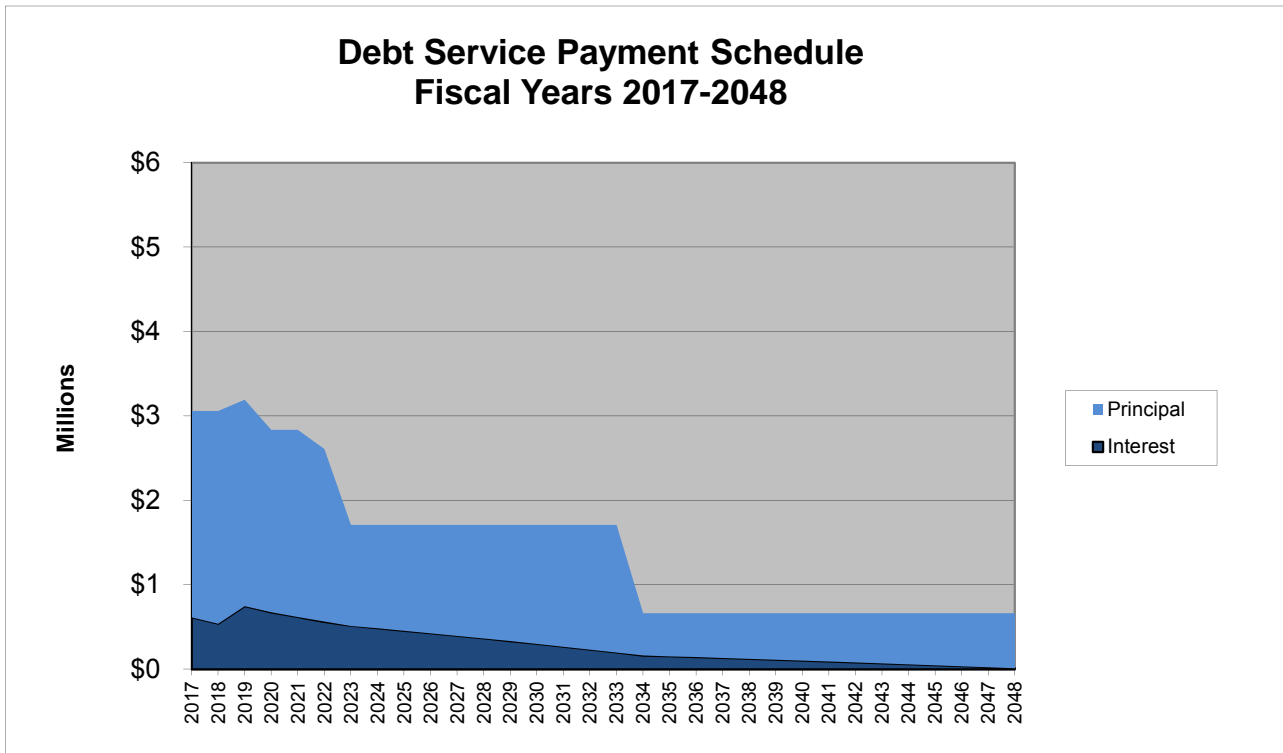
Santa Ana Watershed Project Authority  
 Brine Line Debt Service Funding Analysis  
 November 30, 2017

FYE	T-Strip Maturity	Capacity Loan Receipts	Rates	Loan Pymts	Interest Earned *	Excess Cash	Ending Cash Balance
	Beginning Balance						3,509,025
2017	949,000	356,251	1,552,521	(3,060,725)	27,407	(175,546)	3,333,479
2018	949,000	356,251	2,136,173	(3,060,725)	66,670	447,368	3,780,848
2019	395,000	89,053	1,708,750	(3,191,277)	26,392	(972,082)	2,808,766
2020	395,000	-	1,708,750	(2,835,027)	56,175	(675,102)	2,133,664
2021	-	-	1,708,750	(2,835,027)	42,673	(1,083,604)	1,050,060
2022	-	-	1,708,750	(2,607,713)	21,001	(877,961)	172,099
2023	-	-	1,708,750	(1,708,750)	3,442	3,442	175,541
2024	-	-	1,708,750	(1,708,750)	3,511	3,511	179,051
2025	-	-	1,708,750	(1,708,750)	3,581	3,581	182,632
2026	-	-	1,708,750	(1,708,750)	3,653	3,653	186,285
2027	-	-	1,708,750	(1,708,750)	3,726	3,726	190,010
2028	-	-	1,708,750	(1,708,750)	3,800	3,800	193,811
2029	-	-	1,708,750	(1,708,750)	3,876	3,876	197,687
2030	-	-	1,708,750	(1,708,750)	3,954	3,954	201,640
2031	-	-	1,708,750	(1,708,750)	4,033	4,033	205,673
2032	-	-	1,708,750	(1,708,750)	4,113	4,113	209,786
2033	-	-	1,708,749	(1,708,749)	4,196	4,196	213,982
2034	-	-	664,476	(664,476)	4,280	4,280	218,261
2035	-	-	664,476	(664,476)	4,365	4,365	222,628
2036	-	-	664,476	(664,476)	4,452	4,452	227,079
2037	-	-	664,476	(664,476)	4,541	4,541	231,621
2038	-	-	664,476	(664,476)	4,632	4,632	236,253
2039	-	-	664,476	(664,476)	4,725	4,725	240,978
2040	-	-	664,476	(664,476)	4,819	4,819	245,797
2041	-	-	664,476	(664,476)	4,916	4,916	250,713
2042	-	-	664,476	(664,476)	5,014	5,014	255,727
2043	-	-	664,476	(664,476)	5,114	5,114	260,841
2044	-	-	664,476	(664,476)	5,217	5,217	266,058
2045	-	-	664,476	(664,476)	5,321	5,321	271,379
2046	-	-	664,476	(664,476)	5,427	5,427	276,806
2047	-	-	664,476	(664,476)	5,536	5,536	282,342
2048	-	-	664,476	(664,476)	5,647	5,647	287,990
	2,688,000	801,554	39,287,083	(46,353,883)	356,209	(3,221,036)	-

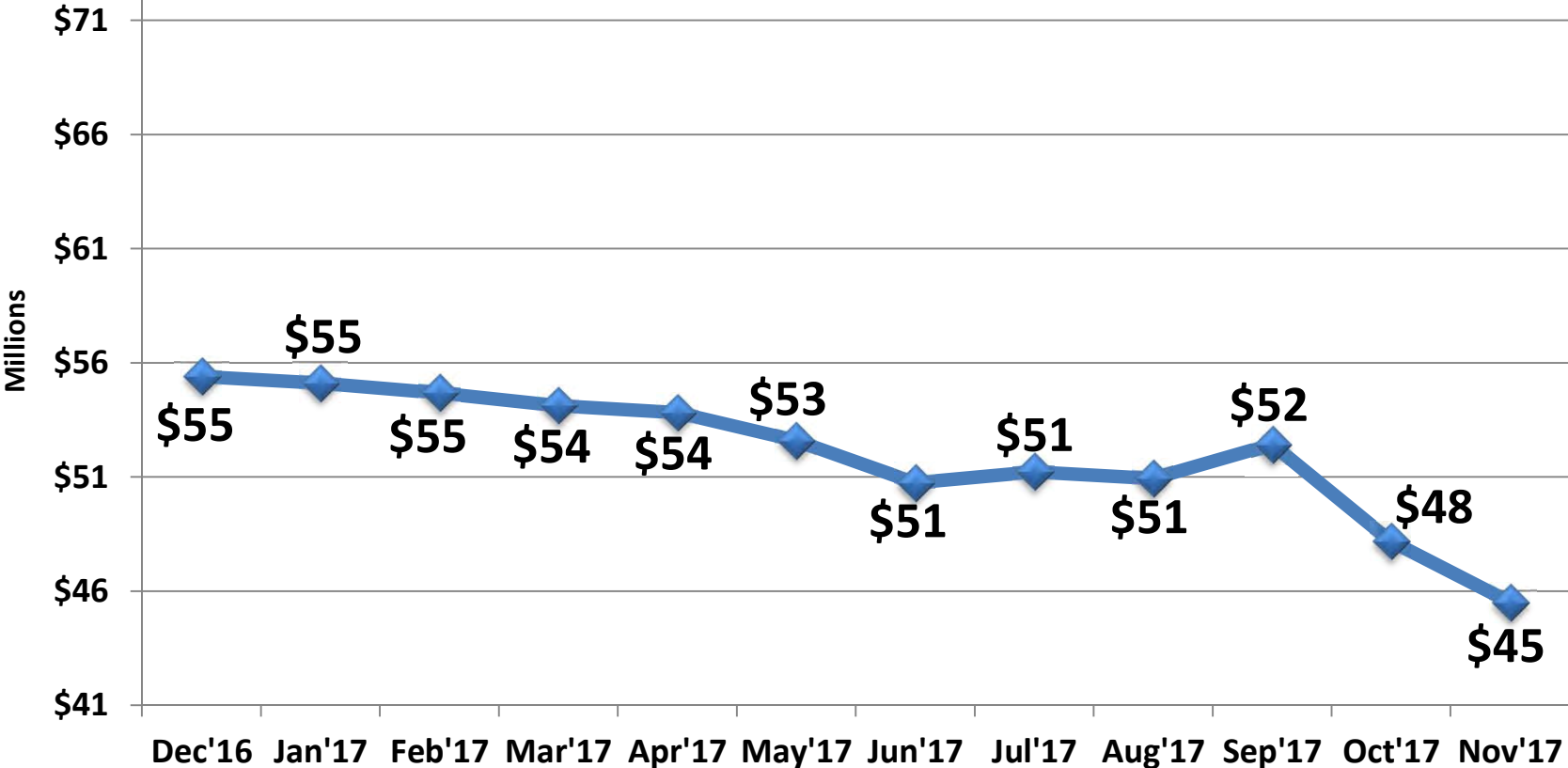
\*Interest earned is based on a conservative 2.00% average return over the period

Santa Ana Watershed Project Authority  
 Brine Line Debt Service Payment Schedule  
 November 30, 2017

FYE	Interest	Principal	Total Payment	New SRF Loan	Remaining Principal
2017	615,366	2,445,358	3,060,725	-	19,706,942
2018	539,727	2,520,997	3,060,725	15,088,592	32,274,537
2019	748,142	2,443,135	3,191,277	-	29,831,402
2020	674,909	2,160,119	2,835,027	-	27,671,283
2021	620,485	2,214,543	2,835,027	-	25,456,740
2022	564,670	2,043,043	2,607,713	-	23,413,697
2023	514,020	1,194,730	1,708,750	-	22,218,967
2024	485,808	1,222,942	1,708,750	-	20,996,026
2025	456,917	1,251,833	1,708,750	-	19,744,193
2026	427,330	1,281,420	1,708,750	-	18,462,774
2027	397,030	1,311,719	1,708,750	-	17,151,054
2028	366,000	1,342,750	1,708,750	-	15,808,304
2029	334,221	1,374,529	1,708,750	-	14,433,776
2030	301,675	1,407,074	1,708,750	-	13,026,701
2031	268,344	1,440,405	1,708,750	-	11,586,296
2032	234,208	1,474,541	1,708,750	-	10,111,755
2033	199,248	1,509,501	1,708,749	-	8,602,254
2034	163,443	501,033	664,476	-	8,101,220
2035	153,923	510,553	664,476	-	7,590,667
2036	144,223	520,254	664,476	-	7,070,413
2037	134,338	530,138	664,476	-	6,540,275
2038	124,265	540,211	664,476	-	6,000,064
2039	114,001	550,475	664,476	-	5,449,589
2040	103,542	560,934	664,476	-	4,888,655
2041	92,884	571,592	664,476	-	4,317,063
2042	82,024	582,452	664,476	-	3,734,611
2043	70,958	593,519	664,476	-	3,141,092
2044	59,681	604,796	664,476	-	2,536,297
2045	48,190	616,287	664,476	-	1,920,010
2046	36,480	627,996	664,476	-	1,292,014
2047	24,548	639,928	664,476	-	652,087
2048	12,390	652,087	664,477	-	(0)



# Total Cash & Investments





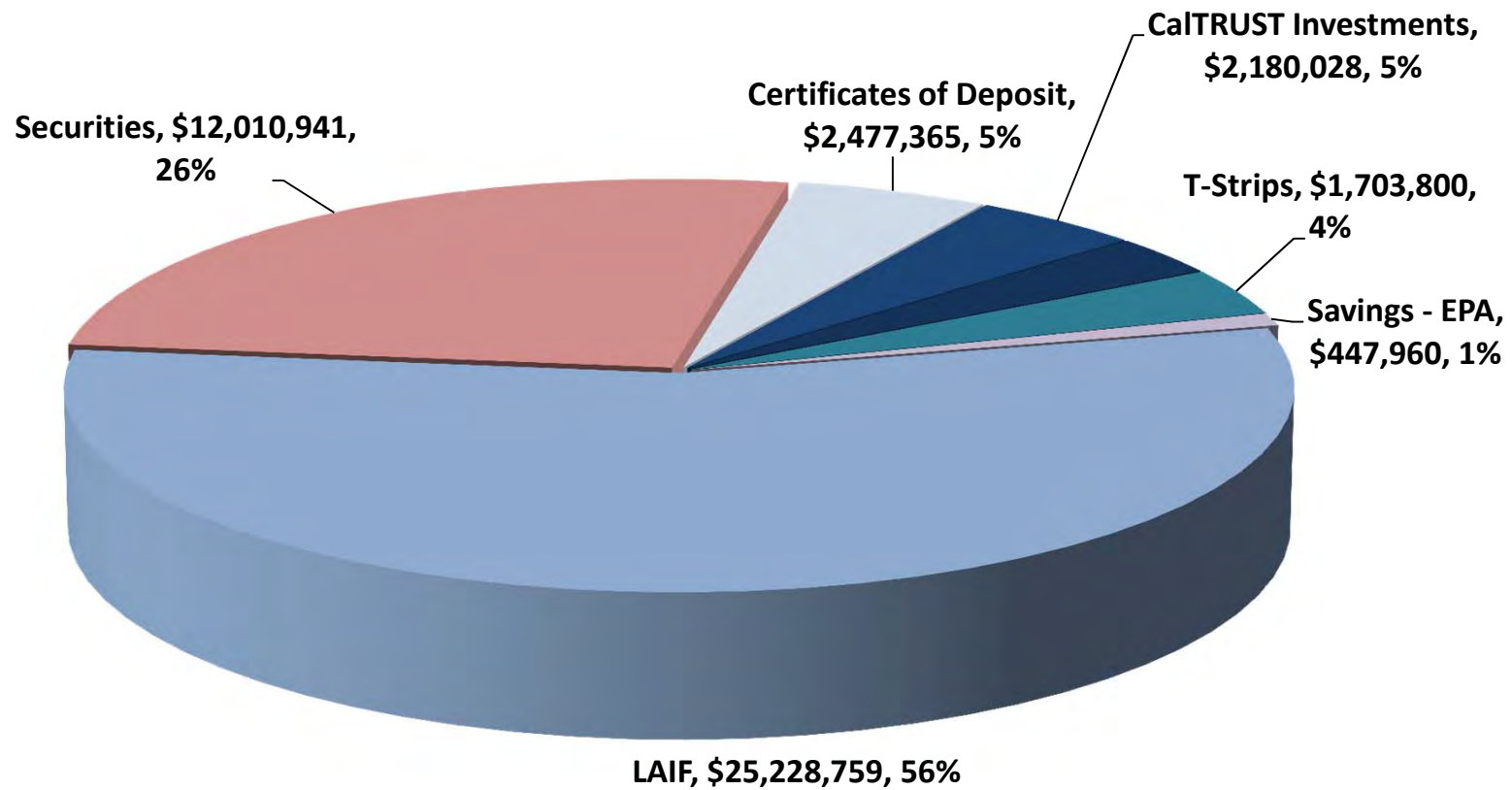
# CASH BALANCE & SOURCE OF FUNDS

November 30, 2017

Reserve Accounts			Cash and Investments							
	Total		Checking (Cash)	CalTRUST Investments	LAIF Account	Savings EPA	Investment Securities	Certificates of Deposit	Treasury Strips	Total
100 General Fund	\$ 2,863,899		1,447,752	-	1,416,147	-	-	-	-	\$ 2,863,899
100 Building Reserve	\$ 922,837		-	-	922,837	-	-	-	-	\$ 922,837
370 Basin Planning General	\$ 265,382		-	-	265,382	-	-	-	-	\$ 265,382
370 USBR Partnership Studies	\$ 40,162		-	-	40,162	-	-	-	-	\$ 40,162
373 Watershed Management Plan	\$ 300,458		-	-	300,458	-	-	-	-	\$ 300,458
240 Self Insurance Reserve	\$ 3,904,429		-	-	3,904,429	-	-	-	-	\$ 3,904,429
240 Brine Line Debt Retirement	\$ 5,508,280		-	-	3,804,480	-	-	-	1,703,800	\$ 5,508,280
240 Brine Line - Pipeline Replacement	\$ 10,739,506		-	-	-	-	10,739,506	-	-	\$ 10,739,506
240 Brine Line - OCS D Rehabilitation	\$ 3,536,190		-	2,180,028	1,356,162	-	-	-	-	\$ 3,536,190
240 Brine Line - Capacity Management	\$ 7,920,025		-	-	6,648,590	-	1,271,435	-	-	\$ 7,920,025
240 Brine Line - OCS D Future Capacity	\$ 1,733,766		-	-	1,733,766	-	-	-	-	\$ 1,733,766
240 Brine Line - Flow Imbalance Reserve	\$ 86,742		-	-	86,742	-	-	-	-	\$ 86,742
240 Brine Line - Operating Reserve	\$ 4,093,367		-	-	1,616,002	-	-	2,477,365	-	\$ 4,093,367
401 Legal Defense Fund	\$ 447,960		-	-	-	447,960	-	-	-	\$ 447,960
372 Imported Water Recharge	\$ 10,273		-	-	10,273	-	-	-	-	\$ 10,273
374 Basin Monitoring Program TF	\$ 196,276		-	-	196,276	-	-	-	-	\$ 196,276
381 SAR Fish Conservation	\$ 215,113		-	-	215,113	-	-	-	-	\$ 215,113
384 Middle SAR TMDL TF	\$ 179,602		-	-	179,602	-	-	-	-	\$ 179,602
386 RWQ Monitoring TF	\$ 290,058		-	-	290,058	-	-	-	-	\$ 290,058
387 Mitigation Bank Credits	\$ 951,947		-	-	951,947	-	-	-	-	\$ 951,947
392 Emerging Constituents TF	\$ 92,336		-	-	92,336	-	-	-	-	\$ 92,336
397 Energy - Water DAC Grant	\$ 849,779		-	-	849,779	-	-	-	-	\$ 849,779
504 Prop 84 - SARCCUP Projects	\$ 348,218		-	-	348,218	-	-	-	-	\$ 348,218
	\$ 45,496,605		\$ 1,447,752	\$ 2,180,028	\$ 25,228,759	\$ 447,960	\$ 12,010,941	\$ 2,477,365	\$ 1,703,800	\$ 45,496,605

## Cash & Investments - November 2017

**\$45,496,605**

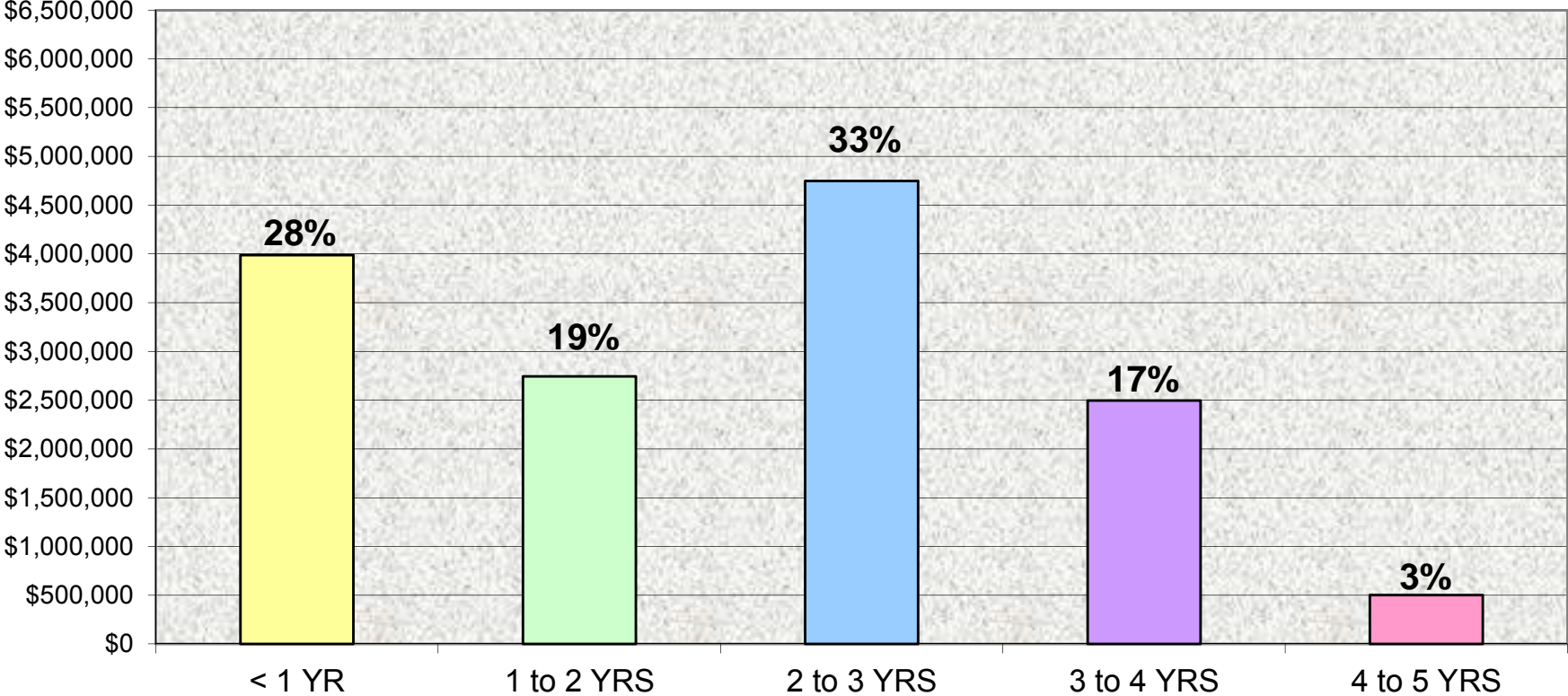


Santa Ana Watershed Project Authority  
Reserve Account Analysis  
November 30, 2017

Reserve Account	Balance @ 6/30/2017	Interest Earned	Fund Contributions	Loan/T-Strip Receipts	Debt Service Payments	Inter-Fund Loans	Fund Expenses	Balance @ 11/30/2017	Estimated Fund Changes	Balance @ 6/30/2018
Brine Line Operating Reserve	4,545,484	21,007	3,042,289				(3,515,413)	4,093,367	-	4,093,367
Flow Imbalance Reserve	84,608	417	1,717					86,742	-	86,742
OCSD Future Capacity	1,725,296	8,469						1,733,766	-	1,733,766
Capacity Management	7,851,194	20,727	48,105					7,920,025	-	7,920,025
Pipeline Replacement	13,807,175	38,037	6,468,450				(9,574,156)	10,739,506	2,234,624	12,974,130
OCSD Rehabilitation	7,506,389	29,801	(4,000,000)					3,536,190	-	3,536,190
Debt Retirement	3,333,479	16,956	890,072	690,251	(1,126,278)			3,804,481	1,682,128	5,486,609
Self Insurance	3,846,181	16,582	41,667					3,904,429	(58,333)	3,846,096
General Fund	3,263,214	14,063	654,396			(624,158)	(443,616)	2,863,899	-	2,863,899
Building Reserve	818,646	4,191	100,000					922,837	-	922,837
	46,325,606	170,250	7,246,695	690,251	(1,126,278)	(624,158)	(13,533,185)	39,605,241	3,858,419	43,463,660



# Twelve Month Maturity Schedule Securities



**SAWPA**  
**TREASURER'S REPORT**  
As of November 30, 2017

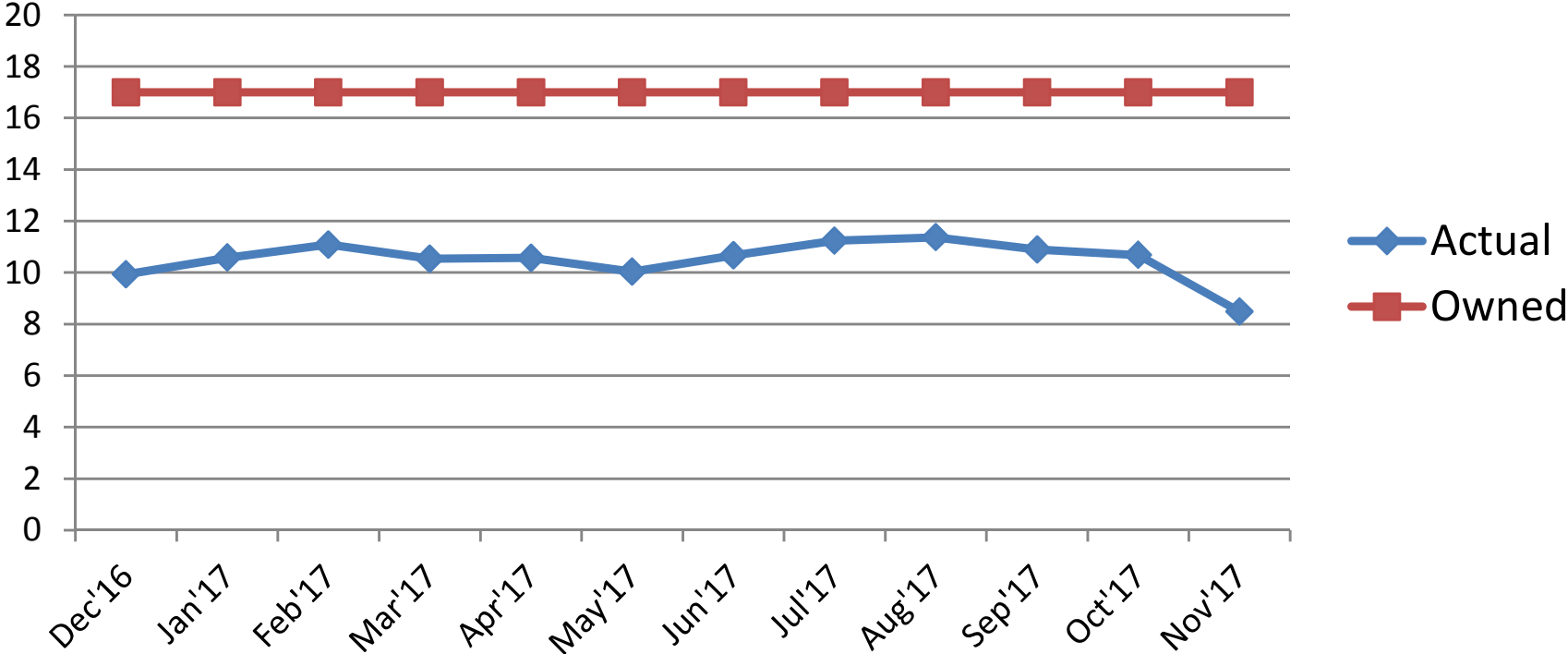
Investment T-Strips  
Safekeeping US Bank

T-STRIPS	Debt	Purchase Date	Maturity Date	PAR	Cost	Initial Discount	Current Discount	Book Value	Market Value	Interest Rate
USB	WEST RIV	07/09/1999	11/15/2017	334,000.00	106,493.00	227,507.44	-	334,000.00	333,535.74	6.33%
USB	WEST RIV	07/12/1999	05/15/2018	220,000.00	67,632.00	152,367.60	7,151.22	212,848.78	218,215.14	6.36%
USB	TVRI	02/11/2000	05/15/2020	1,185,000.00	353,177.40	831,822.60	80,686.96	1,104,313.04	1,157,442.04	6.39%
				\$ 1,739,000.00	\$ 527,302.40	\$ 1,211,697.64	\$ 87,838.18	1,651,161.82	\$ 1,709,192.92	6.36%

Investment Commercial  
Safekeeping US Bank

Type	Security	Purchase Date	Maturity Date	Unit Cost	Cost	Principal	Current Value	Market Value	Interest Rate
Agency	FHLMC	3/27/2014	3/27/2019	109.33	\$ 546,650.00	\$ 500,000.00	\$ 500,000.00	513,143.00	3.75%
Agency	FHLMC	9/16/2016	8/12/2021	100.00	\$ 990,060.00	\$ 1,000,000.00	\$ 1,000,000.00	967,840.00	1.125%
Agency	FHLMC	4/17/2017	1/13/2022	102.55	\$ 512,767.00	\$ 500,000.00	\$ 500,000.00	505,967.00	2.375%
Agency	FHLB	5/26/2015	6/14/2019	100.80	\$ 504,015.00	\$ 500,000.00	\$ 500,000.00	498,980.00	1.63%
Agency	FHLB	6/16/2016	6/12/2020	102.61	\$ 1,026,088.00	\$ 1,000,000.00	\$ 1,000,000.00	996,012.00	1.75%
Agency	FNMA	3/27/2014	2/19/2019	100.40	\$ 501,975.00	\$ 500,000.00	\$ 500,000.00	500,818.50	1.88%
Agency	FNMA	3/27/2013	3/27/2018	100.00	\$ 1,000,000.00	\$ 1,000,000.00	\$ 1,000,000.00	999,019.00	1.00%
Agency	FNMA	12/28/2015	12/28/2020	100.21	\$ 1,002,140.00	\$ 1,000,000.00	\$ 1,000,000.00	998,087.00	1.88%
Agency	FNMA	6/16/2016	11/30/2020	101.52	\$ 1,015,157.00	\$ 1,000,000.00	\$ 1,000,000.00	987,978.00	1.50%
Agency	USTN	11/17/2015	11/30/2018	100.00	\$ 1,002,500.00	\$ 1,000,000.00	\$ 1,000,000.00	995,938.00	1.25%
Agency	USTN	11/17/2015	10/31/2020	100.00	\$ 1,005,312.50	\$ 1,000,000.00	\$ 1,000,000.00	996,719.00	1.75%
Agency	USTN	11/17/2015	11/30/2019	100.00	\$ 1,001,210.94	\$ 1,000,000.00	\$ 1,000,000.00	994,688.00	1.50%
Agency	USTN	6/17/2016	8/31/2020	101.13	\$ 507,070.31	\$ 500,000.00	\$ 500,000.00	493,730.50	1.38%
Agency	USTN	6/16/2016	9/30/2020	101.12	\$ 506,992.19	\$ 500,000.00	\$ 500,000.00	493,418.00	1.38%
Agency	USTN	6/16/2016	10/31/2020	101.12	\$ 506,914.06	\$ 500,000.00	\$ 500,000.00	492,988.50	1.38%
CORP	Toyota Motor Credit	9/15/2016	7/13/2018	100.00	\$ 504,057.50	\$ 500,000.00	\$ 500,000.00	499,501.00	1.55%
CD	Ally Bank	4/20/2017	4/20/2020	100.00	\$ 248,000.00	\$ 248,000.00	\$ 248,000.00	248,000.00	1.80%
CD	American Exp Centurion	4/19/2017	4/19/2021	100.00	\$ 248,000.00	\$ 248,000.00	\$ 248,000.00	248,000.00	2.25%
CD	American Express BK FSB	5/10/2017	5/10/2021	100.00	\$ 248,000.00	\$ 248,000.00	\$ 248,000.00	248,000.00	2.20%
CD	CIT Bank	3/13/2013	3/13/2018	100.00	\$ 248,000.00	\$ 248,000.00	\$ 248,000.00	247,982.41	1.10%
CD	GE Capital Retail	1/31/2014	1/31/2018	100.00	\$ 248,000.00	\$ 248,000.00	\$ 248,000.00	248,203.81	1.45%
CD	Capital Bank FL	5/27/2015	5/29/2018	100.00	\$ 248,000.00	\$ 248,000.00	\$ 248,000.00	247,685.22	1.10%
CD	Capital One Bank USA NA	9/30/2015	10/1/2018	100.00	\$ 248,000.00	\$ 248,000.00	\$ 248,000.00	248,382.36	1.65%
CD	Capital One NA	9/30/2015	10/1/2018	100.00	\$ 248,000.00	\$ 248,000.00	\$ 248,000.00	248,382.36	1.65%
CD	Wells Fargo Bank NA	12/2/2015	12/3/2018	100.00	\$ 245,000.00	\$ 245,000.00	\$ 245,000.00	245,000.00	1.45%
CD	National Bank of NY	6/18/2014	6/18/2018	100.00	\$ 248,000.00	\$ 248,000.00	\$ 248,000.00	247,940.67	1.30%
					\$ 14,609,909.50	\$ 14,477,000.00	\$ 14,477,000.00	14,412,404.33	1.65%

# Average Daily Flow by Month





## SUMMARY OF LABOR MULTIPLIERS

		Benefit Rate
Total Employee Benefits	504,548	0.346
Total Payroll	1,459,468	
Gross Indirect Costs	1,312,746	
Less: Member Contributions & Other Revenue	(187,500)	
Indirect Costs for Distribution	1,125,246	
		Indirect Rate
Direct Labor	796,622	1.413
Indirect Costs	1,125,246	
<b>FY 2017-18 Labor multiplier - thru 11/30/17</b>		<b>1.758</b>
FY 2016-17 Labor multiplier		<u>1.901</u>
FY 2015-16 Labor multiplier		<u>2.073</u>
FY 2014-15 Labor multiplier		<u>1.850</u>
FY 2013-14 Labor multiplier		<u>2.105</u>
FY 2012-13 Labor multiplier		<u>1.938</u>



## INDIRECT COSTS

*( to be Distributed )*

<u>G/L Acct.</u>	<u>Description</u>	<u>Actual thru</u> <u>11/30/17</u>
51000	Salaries - Regular	\$ 662,846
52000	Benefits	\$ 221,196
60111	Tuition Reimbursement	\$ -
60112	Training	\$ 775
60113	Education	\$ 1,070
60114	Other Training & Education	\$ 3,590
60120	Audit Fees	\$ 24,270
60121	Consulting	\$ 105,102
60126	Temporary Services	\$ -
60128	Other Professional Services	\$ 700
60129	Other Contract Services	\$ -
60130	Legal Fees	\$ 11,352
60133	Employment Recruitment	\$ -
60153	Materials & Supplies	\$ -
60154	Safety	\$ 1,220
60155	Security	\$ 1,622
60156	Custodial Contract Services	\$ 7,289
60157	Landscaping Maintenance	\$ 8,550
60158	HVAC	\$ 3,229
60159	Facility Repair & Maintenance	\$ 6,630
60160	Telephone	\$ 7,940
60161	Cellular / Paging Services	\$ 6,694
60163	Electricity	\$ 9,262
60164	Water Services	\$ 4,533
60170	Equipment Expensed	\$ 1,562

(Continued - next column)

<u>G/L Acct.</u>	<u>Description</u>	<u>Actual thru</u> <u>11/30/17</u>
60171	Equipment Rented	\$ 16,232
60172	Equipment Repair / Maintenance	\$ -
60180	Computer Hardware	\$ 1,912
60181	Software / Updates / Licensing	\$ 47,617
60182	Internet Services	\$ 4,663
60183	Computer Supplies	\$ 1,063
60184	Computer Repair / Maintenance	\$ -
60190	Offsite Meeting / Travel Expense	\$ 400
60191	In House Meetings	\$ 1,024
60192	Conference Expense	\$ 8,193
60193	Car, Repair, Maint	\$ -
60200	Dues	\$ 20,974
60202	Subscriptions	\$ 667
60203	Contributions	\$ 3,100
60210	Bank Charges	\$ -
60211	Shipping / Postage	\$ 306
60212	Office Supplies	\$ 4,540
60213	Offsite Storage	\$ 2,727
60220	Commission Fees	\$ 6,600
60221	Commission Mileage Reimb.	\$ 2,951
60222	Other Commission Expense	\$ 166
60230	Other Expense	\$ 426
80000	Retiree Medical Expense	\$ 47,083
80001	Insurance Expense	\$ 11,006
80000	Building Repair/Replacement Reserve	\$ 41,667
13005	Fixed Assets	\$ -

**Total Costs**      \$ 1,312,746

Direct Costs Paid by Projects	\$ 1,036,368
Member Contribution Offset	\$ 187,500
	\$ 1,223,868

Over allocation %	-7.9%
Over (Under) Allocation of General Fund Costs	\$ (88,878)



## BENEFITS SUMMARY

*(Distributed based on Actual Labor)*

<u>G/L Acct</u>	<u>Description</u>	<u>Budget</u>	<u>Actual @ 11/30/17</u>	<u>Projected FYE 2018</u>
70101	FICA Expense	185,067 \$	60,521 \$	145,250
70102	Medicare Expense	52,612 \$	19,014 \$	45,634
70103	State Unemployment Insurance	5,712 \$	433 \$	6,300
70104	Worker's Compensation Insurance	80,165 \$	8,866 \$	68,288
70105	State Disability Insurance	24,702 \$	7,207 \$	17,297
70106	PERS Pension Plan	662,665 \$	202,479 \$	485,950
70111	Medical Expense	445,725 \$	164,277 \$	394,265
70112	Dental Expense	31,680 \$	11,483 \$	27,559
70113	Vision Insurance	8,014 \$	2,958 \$	7,099
70114	Life Insurance Expense	15,491 \$	5,893 \$	14,143
70115	Long Term Disability	17,956 \$	6,748 \$	16,195
70116	Wellness Program Expense	3,500 \$	669 \$	1,606
70117	401a Profit Sharing - Employers Contribution	- \$	- \$	-
70120	Car Allowance	36,000 \$	14,000 \$	33,600
	<b>Total Benefits</b>	1,569,289	504,548	1,263,186
	<b>Total Payroll</b>	3,592,414 \$	1,459,468 \$	3,502,722
	<b>Benefits Rate</b>	43.7%	34.6%	36.1%



Santa Ana Watershed Project Authority  
Labor Hours Budget vs Actual  
Month Ending November 30, 2017

	Fund	Budget	Actual	%
100	General & Administrative	23,953	10,518	43.91%
130	Prop 84 Round 1 Administration	925	344	37.19%
135	Prop 84 Round 2 Administration	865	294	33.96%
140	Prop 84 2014 Drought Administration	655	349	53.32%
145	Prop 84 Final Round Administration	1,750	299	17.07%
240	Brine Line Enterprise	17,550	6,995	39.86%
320	Brine Line Protection	250	2	0.90%
326	Reach V Capital Repairs	2,171	1,002	46.15%
327	Reach IV-D Corrosion Repairs	755	-	0.00%
370-01	General Basin Planning	2,480	887	35.76%
370-02	USBR Partnership Studies	115	7	6.09%
372	Imported Water Recharge	45	14	30.56%
373	Watershed Management Plan	2,895	820	28.33%
374	Basin Monitoring Program	435	186	42.70%
381	SAR Fish Conservation	200	163	81.63%
384-01	Chino TMDL Facilitation	150	83	55.50%
386MONIT	Storm Water Quality Standards TF	110	63	57.50%
386STORM	Storm Water Quality Standards TF	-	-	100.00%
387	Arundo Removal & Habitat Restoration	185	60	32.16%
392	Emerging Constituents	56	38	66.96%
396	Forest First	30	-	0.00%
397	Water-Energy Grant Administration	480	133	27.60%
397EXPAN	Water-Energy WVWD Administration	-	12	100.00%
398ADMIN	DACI Grant	2,395	363	15.17%
477TMDL	LESJWA - TMDL Task Force	760	301	39.57%
477-02	LESJWA - Administration	355	198	55.85%
504-301A	Prop 84 2014 Drought Implementation	995	158	15.85%
504-301C	Prop 84 2014 Drought Implementation	685	318	46.39%
504-401I	Prop 84 Final Round Implementation	140	22	15.71%
504-401PA23	Prop 84 Final Round Implementation	430	79	18.37%
504-402WUE	Prop 84 Final Round Implementation	265	-	0.00%
		62,080	23,706	38.19%



## SAWPA OWOW Status Report 10/1/17 thru 12/31/17



PROJECT	DESCRIPTION	STATUS	FUTURE TASKS/DEADLINES	FUTURE MEETING DATES
OWOW	Integrated Planning Process for the Santa Ana River Watershed	<ul style="list-style-type: none"> <li>• The OWOW plan update is proceeding on schedule. During the quarter all ten Pillar workgroups were engaged with updating sections of OWOW 2.0 Plan, and through a series of Pillar Integration meetings and OWOW Steering Committee meetings, a new suite of OWOW Plan Goals &amp; Objectives were approved for use in updating the Pillar chapters.</li> <li>• At the request of the stakeholders, a pillar integration meeting was held in December focused on sediment management.</li> <li>• SAWPA remains strongly engaged with the statewide Roundtable of Regions, which is working directly with DWR on the development of Prop 1 implementation grant program.</li> <li>• In November the new chief of the DWR’s financial assistance division, Carmel Brown, and two of her staff, attended the OWOW Steering Committee meeting, and SAWPA staff facilitated site visits at two Prop 84 projects.</li> <li>• Staff initiated an effort to enhance and expand the capabilities of SAWPA to manage and report project and other data related to OWOW, October 2017.</li> <li>• Hosted a Tribal Engagement Workshop in November to receive input on the OWOW Plan Update 2018 chapter about Tribal Communities.</li> <li>• During the period, Bri Communications, in part supported by SAWPA and OWOW, installed 64 informational signs across the watershed. Included on the sign is a blurb about the One Water One Watershed program, as well as other sustainable water management concepts, and ways for the lay public to support water sustainability. Multiple other water agencies sponsored the effort.</li> <li>• In December SAWPA continued its membership in The Climate Registry, which provides tools and services related to green-house-gas reduction and climate adaptation. SAWPA’s membership is a valuable piece of the OWOW Plan Update 2018 process.</li> </ul>	<ul style="list-style-type: none"> <li>• Finish updates to all Pillar chapters.</li> <li>• Obtain technical writing support for OWOW Plan Update 2018 formatting improvements and non-Pillar chapter write-ups.</li> <li>• Prepare and release an updated OWOW Call for projects on-line form and data management system</li> <li>• Finalize Project Selection Criteria based on DWR Prop 1 Project Solicitation Package for Round 1 with input by Pillar chairs and OWOW Steering Committee.</li> <li>• Solicit integrated projects that meet approved Project Selection Criteria.</li> </ul>	<p>1/25/18 OWOW Steering Committee</p> <p>2/22/18 Pillar Integration Workshop</p> <p>3/22/18 OWOW Steering Committee</p>
	Disadvantaged Community Involvement (DCI) Program	<ul style="list-style-type: none"> <li>• Executed agreement with UC Irvine to join program implementation team.</li> <li>• Initiated the Strength &amp; Needs Assessment process.               <ul style="list-style-type: none"> <li>○ Developed an ethnographically-informed interview instrument for gathering information.</li> <li>○ Conducted interviews with multiple elected leaders in the watershed.</li> </ul> </li> </ul>	<ul style="list-style-type: none"> <li>• Continue data collection for Strengths &amp; Needs Assessment</li> <li>• Pending approval by SAWPA Commission, issue an RFP for a language translation consultant who would be</li> </ul>	

**SAWPA OWOW Status Report  
10/1/17 thru 12/31/17**

		<ul style="list-style-type: none"> <li>• Conducted the second Homelessness &amp; Water Symposium in December in Fullerton.</li> <li>• Placed seven interns at water agencies and non-profits in the region to support community engagement efforts.</li> </ul>	<p>available via an application from watershed stakeholders to support document and meeting translation.</p> <ul style="list-style-type: none"> <li>• Pending approval by SAWPA Commission, issue an RFP for consultant support for the “trust the tap” campaign project. It is envisioned that this consultant will produce multi-lingual outreach materials usable by any watershed water agency who wishes to adopt the campaign.</li> <li>• Place an additional 10-12 Community Water Interns in watershed agencies or nonprofits.</li> </ul>	
<p><b>Emergency Drought Grant Program Implementation</b></p>	<p>Region-wide water demand reduction program for the Santa Ana River Watershed through the Project Agreement (PA) 22 Committee</p>	<ul style="list-style-type: none"> <li>• The PA22 Committee met on October 26 and November 16, 2017.</li> <li>• EagleView continues efforts to work with retail agencies participating in the Web-based Water Consumption, Analytics and Customer Engagement program.</li> <li>• On December 15th, Eagle View submitted a Draft project report for the Web-based Water Consumption, Analytics and Customer Engagement program for review by SAWPA staff.</li> <li>• Staff finalized contract with Esri in early December to develop a web based portal and cloud based GIS support services to allow improved access to past watershed aerial survey work and land use classification data. SAWPA delivered aerial imagery and land use classification data to ESRI for upload into their Cloud network and Esri has initiated efforts to upload this data into the cloud.</li> <li>• SAWPA staff in coordination with Miller Spatial conducted a workshop with interested retail agencies in participating in the water meter/NAICS geocoding project on October 25<sup>th</sup>.</li> <li>• Miller Spatial has been conducting outreach and data discovery efforts with retail agencies. To date, 18 agencies have expressed interest in participating in the program and have initiated efforts to contract with Miller Spatial.</li> <li>• SAWPA contracted with InfoGroup, a “Big Data” provider for NAICS business data for the entire Watershed. Miller Spatial has initiated an</li> </ul>	<ul style="list-style-type: none"> <li>• Support the remaining six retail agencies who are studying conservation based rates.</li> <li>• Work with the eleven retail agencies who are deploying the technology based tool to ensure they are conducting outreach to their inefficient water using</li> <li>• Work with Esri to develop the web based portal application to allow improved access to past watershed aerial survey work and land use classification data.</li> <li>• Work with miller Spatial to coordinate the transfer of meter data from retail agencies and creation of spatial data.</li> </ul>	<p>1- 25-18 PA 22 Committee</p>

**SAWPA OWOW Status Report  
10/1/17 thru 12/31/17**

		effort to incorporate this data into the previously developed GIS layer parcel layer with landscape statistics for the watershed.		
<b>Santa Ana River Conservation and Conjunctive Use Program (SARCCUP) Implementation</b>	Implementation of SARCCUP (which includes conjunctive use, fish habitat, invasive weed removal, and water use efficiency programs) through the PA 23 Committee.	<ul style="list-style-type: none"> <li>• Staff worked with the SARCCUP agencies on preparing for the PA 23 Committee meeting on December 5, 2017. Staff analyzed the budget modifications proposed by the SARCCUP agencies.</li> <li>• Staff supported the effort to update the SARCCUP decision support model and provided feedback related to the Proposition 84 grant agreement.</li> <li>• Staff worked with Orange County Coastkeeper and the SARCCUP agencies (excluding Orange County Water District) to establish the implementation and reporting process for the Smartscape component of SARCCUP.</li> <li>• Staff prepared a questionnaire retail agencies would need to complete in order to receive funding for conservation-based rates under the rate component of SARCCUP.</li> </ul>	<ul style="list-style-type: none"> <li>• Launch Smartscape implementation in January 2018.</li> <li>• Propose a final amendment to the Department of Water Resources by incorporating the decision support model results.</li> </ul>	Bi-weekly SARCCUP Planning Manager meetings.
<b>Prop 84 IRWM Round 1</b>	Grant administration of Prop 84 IRWM Round 1	<ul style="list-style-type: none"> <li>• Staff continues to work with the agencies implementing the 15 projects involved in the first round of Prop 84 IRWM program to undertake all labor associated with interaction with DWR staff; project invoices processing including review, verification and submittal to DWR; project reporting review, verification and submittal to DWR; all DWR agreements, SAWPA Sub-agreements and Amendments preparation, processing and execution; DWR payment processing; project implementation inspection and verification; assembling, reviewing and submittal of Financial Statements; coordination and review of all Labor compliance; review and verification of all certifications, permits, and CEQA; project deliverables review, verification and submittal to DWR; project benefit assessment; review and verification of project monitoring plan; review and verification of project signage; review, verification and preparation of all documentation for audit review; grant administration budget preparation, monitoring, projections and assessment; SAWPA management review, oversight and direction regarding these defined tasks.</li> </ul>	<ul style="list-style-type: none"> <li>• All grant administration will continue until the final Round 1 project is implemented and continues with annual monitoring for 10 years after the completion of the projects.</li> </ul>	1-16-18 Quarterly Report to SAWPA Commission
<b>Prop 84 IRWM Round 2</b>	Grant administration of Prop 84 IRWM Round 2	<ul style="list-style-type: none"> <li>• Staff continues to work with the agencies involved in the 19 projects under the second round of Prop 84 IRWM program to undertake all labor associated with interaction with DWR staff; project invoices processing including review, verification and submittal to DWR; project reporting review, verification and submittal to DWR; all DWR agreements, SAWPA Sub-agreements and Amendments preparation, processing and execution; DWR payment processing; project implementation inspection and verification; assembling, reviewing and submittal of Financial Statements; coordination and review of all Labor compliance; review and verification</li> </ul>	<ul style="list-style-type: none"> <li>• All grant administration will continue until the final Round 2 project is implemented and continues with annual monitoring for 10 years after the completion of the projects.</li> </ul>	1-16-18 Quarterly Report to SAWPA Commission

**SAWPA OWOW Status Report  
10/1/17 thru 12/31/17**

		of all certifications, permits, and CEQA; project deliverables review, verification and submittal to DWR; project benefit assessment; review and verification of project monitoring plan; review and verification of project signage; review, verification and preparation of all documentation for audit review; grant administration budget preparation, monitoring, projections and assessment; SAWPA management review, oversight and direction regarding these defined tasks.		
<b>Prop 84 IRWM Drought Round</b>	Grant administration of Prop 84 IRWM Drought Round	<ul style="list-style-type: none"> <li>• Staff worked with the Department of Water Resources to process the grant agreement amendment which was approved by the PA 22 Committee in the previous quarter.</li> <li>• Staff prepared three monthly progress report and invoices to the DWR during the reporting period.</li> </ul>	<ul style="list-style-type: none"> <li>• Receive feedback from DWR on the grant amendment request</li> </ul>	1-25-18 PA 22 Committee meeting
<b>Prop 84 IRWM 2015 Round</b>	Grant administration of Prop 84 IRWM 2015 Round	<ul style="list-style-type: none"> <li>• Staff worked with Orange County Coastkeeper and the SARCCUP agencies to identify the specific tasks to include in the Orange County Coastkeeper Sub-Grantee agreement which will implement the water conservation component of SARCCUP.</li> <li>• Staff prepared and reviewed the grant invoice and progress report for the second reporting period that was due to DWR on December 31, 2017</li> </ul>	<ul style="list-style-type: none"> <li>• The remaining SARCCUP agencies are planning to bring their SAWPA sub-agreements to their boards by the second quarter of 2018.</li> <li>• Completing the third quarterly report/invoice by February 28, 2018.</li> </ul>	



## SAWPA Roundtables Status Report 10/1/17 thru 12/31/17



PROJECT	DESCRIPTION	STATUS	FUTURE TASKS/DEADLINES	FUTURE MEETINGS
<b>Middle Santa Ana River (MSAR) Pathogen TMDL Task Force</b>	Implement TMDLs to address impairments to water quality relating to the fecal coliform objective established to protect the REC-1 use for waterbodies located within the Middle Santa Ana River Watershed.	<ul style="list-style-type: none"> <li>• Task Force Administration by SAWPA continues.</li> <li>• Management and review of consultant contracts, project invoices and annual Task Force budget by staff continues.</li> <li>• Staff continues to collect signatures from stakeholders for the amendment to extend the MSAR Task Force agreement for an additional 5 year term.</li> <li>• Staff initiated efforts to prepare a draft FY 2018-19 Task Force budget.</li> <li>• Task Force consultant Tim Moore/Risk Sciences continues his effort to orchestrate the TMDL Implementation strategy for the MSAR TMDL Task Force.</li> <li>• The Task Force continues their effort to support the implementation of the Riverside / San Bernardino Counties CBRP in coordination with the MSAR TMDL Task Force.</li> </ul>	<ul style="list-style-type: none"> <li>• Amendment to extend the Task Force agreement for an additional 5 year term is still being circulated for final signatures by all parties.</li> <li>• Staff will prepare and distribute for approval a draft FY 2018-19 Task Force budget in January 2018.</li> <li>• Staff will coordinate a workshop with key stakeholders and Regional Board staff to discuss the progress and next steps of the riverside and San Bernardino CBRPs.</li> </ul>	<ul style="list-style-type: none"> <li>• 1-18-18 Task Force Meeting</li> <li>• 2-13-18 CBRP Workshop.</li> </ul>
	TMDL Task 3 Watershed Monitoring Program	<ul style="list-style-type: none"> <li>• MSAR TMDL Compliance monitoring is now conducted as a component of the Santa Ana River Bacteria monitoring program implemented through the Regional Water Quality Monitoring Task Force.</li> </ul>	<ul style="list-style-type: none"> <li>• The 2017 Quarter 4 SAR Bacteria Monitoring report will be made available for review by stakeholders in February 2018.</li> <li>• Stakeholders plan to develop and implement an plan to communicate their concerns regarding draft Statewide Bacteria Criteria with individual members of the State Board</li> </ul>	

## SAWPA Roundtables Status Report

10/1/17 thru 12/31/17

PROJECT	DESCRIPTION	STATUS	FUTURE TASKS/DEADLINES	FUTURE MEETINGS
	TMDL Task 4 Source Evaluation and Management	<ul style="list-style-type: none"> <li>• November 21, 2017, Amec foster Wheeler released for review by stakeholders a draft Technical Memorandum for the Tier 2 Arlington Area Bacteria and Flow Source Investigation to the MSAR TMDL Task Force.</li> <li>• MSAR TMDL Task Force meetings continue to be used as a forum for stakeholders to update Regional Board staff on their CBRP implementation activities</li> <li>• SAWPA acts as the contracting party, for the benefit of Task Force agencies to implement specific studies and projects to support each County's Comprehensive Bacteria Reduction Plan implementation activities.</li> <li>• All current source evaluation work relating to the bacteria indicator TMDLs is being conducted through the individual Counties MS4 program to implement their respective Comprehensive Bacteria Reduction Plans.</li> </ul>	<ul style="list-style-type: none"> <li>• Amec Foster Wheeler is expected to complete revisions to the draft Arlington Area tier-2 bacteria Source Investigation project report in early January 2018.</li> <li>• All current deliverables related to the implementation of the Counties Comprehensive Bacteria reduction Plans are currently being addressed by individual agencies.</li> </ul>	
<b>Lake Elsinore and Canyon Lake Nutrient TMDL Task Force</b>	Implement TMDLs to address water quality issues relating to excess nutrients in Lake Elsinore and Canyon Lake.	<ul style="list-style-type: none"> <li>• Task Force Administration by LESJWA continues.</li> <li>• LESJWA staff continues to coordinate issues relating to a stakeholder load/cost allocations, in-lake modeling, and the design on in-lake treatment projects with various consultants.</li> <li>• LESJWA staff continues management and review of consultant contracts, project invoices and annual Task Force budget.</li> <li>• LESJWA Staff continues to collect signatures from stakeholders for the amendment for an additional 5 year term at the April 19<sup>th</sup> LESJWA Board meeting.</li> <li>• Staff initiated efforts to prepare a draft FY 2018-19 Task Force budget.</li> <li>• LESJWA submitted a draft Final Project Report for the Round 2 Prop 84 IRWM funded Canyon Lake Hybrid Treatment Project to the State in January 2017. This report is still under review by the State.</li> <li>• Risk Sciences continues its role of working with stakeholders on a long-term plan to revise and update the Lake Elsinore and Canyon Lake nutrient TMDLs.</li> <li>• CDM Smith continues their effort to prepare a technical document to revise and update the Lake Elsinore and Canyon Lake nutrient TMDLs.</li> <li>• CDM Smith has released for review and comment drafts of the following chapters of the TMDL technical Document Update:               <ul style="list-style-type: none"> <li>- Chp 7 – Implementation and Planning Requirements (12/6/17)</li> <li>- Chp 8 – Monitoring Requirements (to be released 12/6/17)</li> </ul> </li> </ul>	<ul style="list-style-type: none"> <li>• Amendment to extend the Task Force agreement for an additional 5 year term is still being circulated for final signatures by all parties.</li> <li>• Staff will prepare and distribute for approval a draft FY 2018-19 Task Force budget in January 2018.</li> <li>• CDM Smith's revised TMDL draft technical document (Chapters 1-8) will be completed in January 2018.</li> <li>• Additional support documents including a Supplemental Environmental Document and Economic Analysis are scheduled to be completed and submitted to the Regional Board in June 2018.</li> </ul>	1-17-18 Task Force Mtg



## SAWPA Roundtables Status Report

10/1/17 thru 12/31/17

PROJECT	DESCRIPTION	STATUS	FUTURE TASKS/DEADLINES	FUTURE MEETINGS
	TMDL Task 4 Monitoring Program	<ul style="list-style-type: none"> <li>• Amec Foster Wheeler (FW) continues to implement the Phase 2 TMDL Compliance monitoring Program.</li> <li>• The 2016-17 Annual LE&amp;CL TMDL Water Quality Monitoring report was submitted to Regional Board as final in October.</li> </ul>	<ul style="list-style-type: none"> <li>• Task Force awaits response from EPA regarding comments voicing their concerns on the Draft Aluminum Criteria</li> </ul>	
	TMDL Task 9 Lake Elsinore TMDL Compliance Implementation Activities	<ul style="list-style-type: none"> <li>• Work relating to the implementation of Lake Elsinore In-Lake Sediment Nutrient Reduction Plan performed in conjunction with the RCFC&amp;WCD MS4 Comprehensive Nutrient Reduction Plan continues.</li> <li>• An O&amp;M agreement to operate the Lake Elsinore Aeration and Mixing System (LEAMS) has been approved by the funding partners.</li> <li>• LESJWA staff continues efforts on the draft 2016 LEAMS excess offset credit accounting report detailing the funds received and staff administrative costs, as well as details on Operators O&amp;M expenses and revenues.</li> <li>• LESJWA staff continues to collect funding from stakeholders for 2017 LEAMS excess offset credits.</li> </ul>	<ul style="list-style-type: none"> <li>• LESJWA/SAWPA staff will continue coordination with LEAMS Operators in January to finalize report details regarding their LEAMS O&amp;M costs and revenues.</li> </ul>	
	TMDL Task 10 Canyon Lake TMDL Compliance Implementation Activities	<ul style="list-style-type: none"> <li>• Work relating to the implementation of Canyon Lake In-Lake Sediment Treatment Evaluation performed in conjunction with the RCFC&amp;WCD MS4 program Comprehensive Nutrient Reduction Plan continues.</li> <li>• LESJWA staff continues as the lead implementing agency for the Canyon Lake Hybrid System (Canyon Lake Alum dosing project).</li> <li>• LESJWA staff submitted a draft Final Project Report for the Round 2 Prop 84 IRWM funded Canyon Lake Hybrid Treatment Project to the State in January 2017. This report is still under review by the State.</li> </ul>	<ul style="list-style-type: none"> <li>• Stakeholders are planning their next Canyon Lake alum application for February 2018.</li> </ul>	
	TMDL Task 11 Model Update	<ul style="list-style-type: none"> <li>• Dr. Michael Anderson/U.C. Riverside continues to support the effort by CDM Smith to revise and update the LE&amp;CL nutrient TMDLs.</li> </ul>		
<b>Basin Monitoring Program Task Force</b>	Annual Monitoring Report	<ul style="list-style-type: none"> <li>• Back in Feb. 2017 the Regional Board staff agreed to some reformatting changes to the annual SAR water quality report based on BMP TF and Regional Board priorities. After discussion, edits were made to the 2016 SAR WQ Report.</li> </ul>	<ul style="list-style-type: none"> <li>• Staff will initiate efforts to collect available data for the draft 2017 Santa Ana River Annual Monitoring Report in February 2018.</li> </ul>	

## SAWPA Roundtables Status Report

10/1/17 thru 12/31/17

PROJECT	DESCRIPTION	STATUS	FUTURE TASKS/DEADLINES	FUTURE MEETINGS
	<p>Basin Plan Amendment for SAR Wasteload Allocation and Chino South Objective Revision</p> <p>Triennial Ambient Water Quality Update</p>	<ul style="list-style-type: none"> <li>• Work was completed for the Triennial Ambient Water Quality Update for TDS and Nitrate in all groundwater management zones in the watershed. Under the task order with CDM Smith, a separate optional task included a pilot level analysis for the Chino Basin Physical Characterization. This analysis was prepared as a separate volume by the consultant and this report was submitted to the Regional Board on October 2017 CDM Smith and its subconsultant, Daniel Stephens &amp; Assoc. completed this work.</li> <li>• Staff and consultant staff, Daniel Stephens &amp; Assoc. provided a power point presentation to the Regional Board on December 15<sup>th</sup> about the Triennial Ambient Water Quality Update results.</li> <li>• A separate consultant review committee was planned to evaluate the work of Tim Moore of Risk Sciences due to some questions that have arisen. A committee meeting was held and after thorough review the committee unanimously agreed to recommend continuance of Risk Sciences work and a new task order will be supported.</li> </ul>	<ul style="list-style-type: none"> <li>• A staff report and Board resolution is being prepared by Risk Sciences for the Triennial Ambient Water Quality Update and will be submitted to the Regional Board in March 2018.</li> </ul>	<p>1-18-18 Task Force Mtg.</p>
	<p>Santa Ana River Wasteload Allocation Update</p>	<ul style="list-style-type: none"> <li>• Work continues on the Santa Ana River Wasteload Allocation under a contract with Geoscience Inc. The work includes using a new model. Work has now been completed on the calibration of the model based on daily and monthly streamflows at key monitoring locations reflecting very good calibration performance using statistical R<sup>2</sup> analysis techniques.</li> <li>• Two draft task technical reports regarding the data collection and model calibration have been submitted and extensive comments were provided by the Task Force. Geoscience reviewed each comment and their response in the Oct. BMP Task Force meeting. Responses to comments and preparation of a peer review workshop have delayed the implementation schedule.</li> <li>• Based on a request by IEUA staff, a peer review workshop was conducted in Nov. to review the work of Geoscience to date. A possible need for additional work and an outside peer review by the Regional Board was discussed. Additional meetings to investigate this need are anticipated in January 2018.</li> </ul>	<ul style="list-style-type: none"> <li>• Technical Memos 3-6 as well as the Draft Study Report are anticipated to be submitted in the next quarter.</li> </ul>	

## SAWPA Roundtables Status Report

10/1/17 thru 12/31/17

PROJECT	DESCRIPTION	STATUS	FUTURE TASKS/DEADLINES	FUTURE MEETINGS
	Drought Policy	<ul style="list-style-type: none"> <li>• The Regional Board has defined the creation of a new drought policy as one of their triennial Basin Plan priorities.</li> <li>• Tim Moore of Risk Sciences worked with the BMP TF and the Southern California Salinity Coalition (SCSC) to develop an outline of the work necessary to justify a new Drought Policy.</li> <li>• The consultant for SCSC, CDM Smith, using their subconsultant, Daniel B. Stephens Inc., has now completed the draft analysis report about the TDS trends due to the drought experienced by several So Cal agencies. The Draft report results were shared with the Southern California Salinity Coalition on Dec. 7<sup>th</sup>. The technical analysis of salt impacts from the drought will now be followed by a policy evaluation. SAWPA's BMP TF will use the results of the technical analysis to move into the policy work in late 2017.</li> </ul>	<ul style="list-style-type: none"> <li>• The results of the TDS trends analysis will be presented at the next BMP Task Force meeting.</li> <li>• The draft report is anticipated to be finalized in the next reporting period. Work on policy implications and permits revision will commence through the Basin Monitoring Program Task Force.</li> </ul>	1-18-18 Task Force Mtg.

## SAWPA Roundtables Status Report

10/1/17 thru 12/31/17

PROJECT	DESCRIPTION	STATUS	FUTURE TASKS/DEADLINES	FUTURE MEETINGS
<b>Emerging Constituents Program Task Force</b>	Provide emerging constituents sampling report and watershed water quality outreach program	<ul style="list-style-type: none"> <li>• The 2013 Emerging Constituents Sampling Report, the last <u>annual</u> sampling report was submitted to the Regional Board on March 14, 2014.</li> <li>• By agreement the EC Program Task Force and the Regional Board agreed to discontinue the annual EC sampling and only proceed with additional watershed wide sampling separate from permitted activity, if necessary.</li> <li>• Based on discussions with the Task Force and their consultant, Risk Sciences, the State Board was evaluating additional emerging constituents through a State Board Blue Ribbon Panel on Ecotoxicology to see if any additional EC constituents for sampling were needed that may affect future discharge permit renewals. No new recommendations have come out from the SWRCB to date. No EC monitoring under the task force is anticipated for the foreseeable future.</li> <li>• Work by the SWRCB EC Blue Ribbon panel to evaluate the EC list in light of the latest EC detection technology and latest science associated with ECs in drinking water is still underway. An updated report with recommendations is anticipated in early 2018.</li> <li>• Periodic conference calls are held with the Regional Board, Risk Sciences and SAWPA staff about any recent developments that would cause the task force to reconvene and discuss additional sampling. However, it is likely it may reconvene in early 2018 upon release of new reports from the SWRCB Blue Ribbon panel.</li> <li>• In the absence of an annual EC sampling program and report, available funding reserves should be sufficient to cover any costs for the early development of an EC sampling program and report should the need arise in the future as well as continuing the outreach program.</li> <li>• Work continues with the social media tools in support of water quality for the general public. This work is funded by a subset of the EC Program Task Force called the EC Public Outreach Committee.</li> </ul>	<ul style="list-style-type: none"> <li>• All annual EC sampling has been discontinued and has been placed on hold pending State Board action to consider changes to the EC recommended monitoring list.</li> <li>• A presentation about the EC Public Outreach Program will be shared with the SAWPA Commission meeting on January 16<sup>th</sup> SAWPA Commission meeting.</li> </ul>	A future reconvening of the EC Program Task Force is anticipated in early 2018.

## SAWPA Roundtables Status Report

10/1/17 thru 12/31/17

PROJECT	DESCRIPTION	STATUS	FUTURE TASKS/DEADLINES	FUTURE MEETINGS
<b>Imported Water Recharge Workgroup</b>	Support imported recharge agencies in agreement deliverables	<ul style="list-style-type: none"> <li>• The Imported Water Recharge Technical Committee last met on Jan. 11, 2017.</li> <li>• The next set of modeling updates will begin in 2018 from the upper watershed basins of Beaumont, Yucaipa and San Timoteo by July 18, 2018.</li> <li>• The next series of summary reports on the amount and quality of imported water recharged in each groundwater management zone during the previous three year period will be due by July 18, 2018.</li> <li>• Sufficient carryover reserves exist to cover administrative costs for FY 17-18. However, such funding is anticipated to be exhausted by July 2018.</li> </ul>	<ul style="list-style-type: none"> <li>• Next Technical Committee meeting will be scheduled to meet to provide an update on deliverables and the status of the agreement requirements.</li> <li>• Reconvening of the agreement signatories to formalize the formation of a task force with SAWPA to continue in its role as administrator will occur in next quarter of 2018.</li> </ul>	Jan 2018
<b>Reclamation So Cal Studies</b>	Support regional studies with Bureau of Reclamation	<ul style="list-style-type: none"> <li>• Review of Reclamation grant opportunities was reviewed and analyzed.</li> <li>• A meeting was held with Reclamation staff on Dec. 7<sup>th</sup> to explore what grant funds could be serve several Planning Dept. projects.</li> </ul>	<ul style="list-style-type: none"> <li>• Reclamation will likely release another grant proposal for Basin Studies and updates in the late Fall of 2017.</li> </ul>	
<b>Santa Ana River Fish Conservation Task Force</b>	Determine the reasons for the decline of the Santa Ana sucker fish ( <i>Catostomus santaanae</i> ) in the Santa Ana Watershed and implement projects that will benefit the species.	<ul style="list-style-type: none"> <li>• Staff worked with Scheevel Engineering to design the Santa Ana Sucker Habitat Protection and Beneficial Use Enhancement Project (Project).</li> <li>• Staff worked with the various landowners in the possible project area to acquire access for temporary in-stream modeling conducted by Scheevel Engineering.</li> <li>• Staff worked with Orange County Water District on the Project's California Environmental Quality Act documents to prepare them for public circulation.</li> <li>• Staff circulated the Project's California Environmental Quality Act documents for public comments in November 2017.</li> <li>• Staff received Commission approval of the Project's California Environmental Quality Act documents and the right of entry agreement with landowners on December 19th.</li> <li>• Staff organized and led the 2017 Riverwalk on October 25th.</li> <li>• Staff tabulated and analyzed the Riverwalk habitat data from the October 25th survey event.</li> </ul>	<ul style="list-style-type: none"> <li>• Coordinate with the U.S. Army Corps of Engineers and San Bernardino Valley MWD on their sucker habitat project in order to build on their successes for implementing the Task Force's Habitat Protection Project.</li> <li>• Coordinate with Orange County Water District to complete the Project's aquatic impact permit applications.</li> <li>• Coordinate with staff to complete the public works bid process.</li> </ul>	

## SAWPA Roundtables Status Report

10/1/17 thru 12/31/17

PROJECT	DESCRIPTION	STATUS	FUTURE TASKS/DEADLINES	FUTURE MEETINGS
<b>Regional Water Quality Monitoring Task Force</b>	Implement a coordinated regional water quality monitoring program in the Santa Ana River watershed to meet the requirements of the amended Recreational Use Water Quality Standards and Implementation Plan requirements of the Santa Ana Basin Plan, and to assist Regional Board with future triennial reviews of the Basin Plan.	<ul style="list-style-type: none"> <li>• Task Force Administration by SAWPA continues.</li> <li>• Management and review of consultant contracts, project invoices and annual Task Force budget by staff continues.</li> <li>• Staff initiated efforts to prepare a draft FY 2018-19 Task Force budget.</li> <li>• CDM Smith continues to implement the Santa Ana River Watershed Bacteria Water Quality Monitoring Program.</li> <li>• 2017 dry season monitoring for priority 1 and 2 monitoring sites was completed in December.</li> <li>• Monitoring of priority 4, Cucamonga Creek continues. An exceedance in July triggered additional monitoring. This required additional monthly monitoring until the site is brought into compliance or a possible source of the contamination is identified. CDM Smith is conducting this additional monthly monitoring until the site achieves compliance.</li> </ul>	<ul style="list-style-type: none"> <li>• Staff will prepare and distribute for approval a draft FY 2018-19 Task Force budget in January 2018.</li> <li>• 2017 SAR Bacteria Monitoring continues with the project consultant targeted a significant storm event for monitoring.</li> <li>• The 2017 Quarter 4 SAR Bacteria Monitoring report will be made available for review by stakeholders in February 2018.</li> </ul>	1-18-18 Task Force Meeting
<b>LESJWA</b>	Support lake quality improvement projects at Lake Elsinore and Canyon Lake	<ul style="list-style-type: none"> <li>• LESJWA Board met twice during this last quarter on Oct. 19<sup>th</sup> and Dec. 21<sup>st</sup>.</li> <li>• SAWPA staff continues to support LESJWA as administrator for the LESJWA JPA, LE/CL TMDL Task Force with task force meetings and various committee meetings held every 1-2 months.</li> <li>• The LESJWA Board approved the LESJWA audit with no issues or negative findings, authorized the 3<sup>rd</sup> of three task orders with CDM Smith to complete the TMDL Update, discussed the preparations for the next LESJWA Water Summit, and welcomed two new TMDL task force agencies were added to the LE/CL TMDL Task Force, the proponents of the Lake Elsinore Advanced Pumped Storage (LEAPS) project and the CR&amp;R Green Waste Composting Facility. These project proponents were added to the LE/CL TMDL Task Force at the strong prompting of the Regional Board. The projects will also be included in the TMDL Update report and both projects still need to ensure all environmental and water quality concerns by all regulators.</li> <li>• Work is continuing on the TMDL Revision by CDM Smith and reflects the main focus of the Task Force.</li> </ul>	<ul style="list-style-type: none"> <li>• Next Canyon Lake Alum application is anticipated to occur in Feb. 2018.</li> </ul>	2-15-18 LESJWA Board



## SAWPA Roundtables Status Report

10/1/17 thru 12/31/17

PROJECT	DESCRIPTION	STATUS	FUTURE TASKS/DEADLINES	FUTURE MEETINGS
	Provide education and outreach	<ul style="list-style-type: none"> <li>• Liselle DeGrave of DeGrave Communications continues her support to LESJWA. Joint meetings with the consultant, LESJWA member agency PR staff and the SAWPA staff are held on a quarterly basis for coordination and are described as the LESJWA Education and Outreach Committee.</li> <li>• Preparations are underway for the next LESJWA Water Summit and Luncheon scheduled for April 18<sup>th</sup> at the Diamond Club at the Lake Elsinore Stadium. The Summit will include a briefing to all San Jacinto watershed elected officials involved in the LE/CL TMDL Task Force and other interested parties. Efforts will focus on increasing attendance numbers.</li> <li>• The LESJWA Administrator, Mark Norton, and the LESJWA Chair, Robert Magee, will be presenting a powerpoint presentation to a Temescal Valey High School assembly to inform them about the lake and LESJWA on January 24<sup>th</sup>. This outreach is being conducted primarily in response to a series of comment letters about the lakes qualities, both Lake Elsinore and Canyon Lake, sent to the Lake Elsinore and Canyon Lake elected officials from a Chemistry class at the T.V.H.S.</li> </ul>	<ul style="list-style-type: none"> <li>• Preparations for the next LESJWA Water Summit for April 18, 2018 are underway.</li> <li>• TVHS assembly presentation from LESJWA planned on Jan. 24, 2018.</li> </ul>	1-17-18 LESJWA Education & Outreach Meeting
<b>So Cal Salinity Coalition</b>	Support regional salt management and practices in Southern California	<ul style="list-style-type: none"> <li>• The SCSC held its last Board meeting on Dec. 7, 2017. The meeting was held at the US Bureau of Reclamation offices in Temecula. SAWPA staff, Mark Norton, continues to chair the SCSC Board meetings and Kevin Hardy of NWRI, serves as the administrator for SCSC.</li> <li>• The SCSC Board listened to a presentation by CDM Smith subconsultant, Joe LeClaire, Daniel Stephens &amp; Assoc. about the draft report results of the technical analysis of TDS trends to eventually support the development of a future Drought Policy. The technical work focuses on the data necessary for salinity management and permitting impacts from drought conditions at about seven major retail water/wastewater agencies in the So Cal.</li> <li>• Future policy work would be funded and conducted by a SAWPA's Basin Monitoring Program Task Force who has been working closely with the Santa Ana Regional Board in the Drought policy development.</li> </ul>	<ul style="list-style-type: none"> <li>• The draft report from CDM Smith of the TDS trends analysis is anticipated to be finalized by January 2018.</li> </ul>	3-1-18 SCSC Board Meeting

## SAWPA Roundtables Status Report

10/1/17 thru 12/31/17

PROJECT	DESCRIPTION	STATUS	FUTURE TASKS/DEADLINES	FUTURE MEETINGS
		<ul style="list-style-type: none"> <li>• Work continues on the Reclamation-MWDSC-SCSC joint project to update the 1998 Salinity Management Plan for Southern California. Jack Simes attended and indicated that work will be restarting by Reclamation with the hiring of consultant for the study of regional economic impacts of salinity. Unfortunately under a recent solicitation for a consultant by Reclamation, there were no consultant responses. Feedback indicated that the amount of time was insufficient between the release of the RFP and the due date. Reclamation will be putting out a new RFP to extend the deadline to later January 2018.</li> <li>• WateReuse, NWRI and SCSC will be finalizing a white paper and study enable variances to the Model Water Efficient Landscape Ordinance 1.0 Evapotranspiration Adjustment Factor (ETAF) by recycled water users. Similar work was done in 2004 and SCSC came up with a guide on managing salinity in the landscape. A draft of the report is scheduled to be in early January 2018.</li> <li>• Warren Teitz (MWDSC) provided an update on the activities of the Colorado River Salinity Control Forum and Multi-State Salinity Coalition (MSSC) conference scheduled for Feb. 8 &amp; 9. SAWPA staff has been asked to serve as speakers and moderators for the event.</li> </ul>		
<b>Santa Ana River Parkway and Open Space Plan Technical Advisory Committee</b>	<ul style="list-style-type: none"> <li>• Help identify priorities and values for the Santa Ana River Parkway and Open Space Plan</li> <li>• Identify project selection criteria and projects for inclusion in the Parkway Plan</li> <li>• Provide input and feedback on the Plan throughout its development</li> </ul>	<ul style="list-style-type: none"> <li>• SAWPA staff attended a presentation on Nov. 29<sup>th</sup> about the SAR Trail system implementation by Patricia Locke Dawson given to a joint meeting of the City of Riverside and City of Rialto's City Councils. Ms. Dawson reported that the trail system is now 70% complete with 28 more miles planned. The Crest to Coast SAR trail system is expected to be completed by 2021. As part of her presentation, she recognized the past and ongoing support of SAWPA in these efforts.</li> </ul>	<ul style="list-style-type: none"> <li>• No activity anticipated for the next quarter</li> </ul>	

## SAWPA Roundtables Status Report

10/1/17 thru 12/31/17

PROJECT	DESCRIPTION	STATUS	FUTURE TASKS/DEADLINES	FUTURE MEETINGS
<b>Water Energy Community Action Network (WECAN)</b>	Support water and energy efficiency on disadvantaged communities in the watershed.	<ul style="list-style-type: none"> <li>• Under this energy and water efficiency grant program, removed and retrofitted 40,269 square feet of turf in the four local partner service areas. Indoors installed water and energy features including 71 Toilets, 79 Showerheads, 83 Thermostatic Valves, 119 Faucet Aerators, 41 Water Heaters, and 44 Water Heater Blankets.</li> <li>• Completed an extension amendment with DWR; the completion date for WECAN is now December 2018.</li> <li>• Executed an agreement with West Valley Water District to expand the turf removal included in the WECAN program. WVWD received a USBR grant to support an additional 120,000 square feet of landscape replacement.</li> </ul>	<ul style="list-style-type: none"> <li>• Complete the DWR grant funded portion of the program with final reports and invoices submitted in July. The grant has an end date of December 2018, but we are targeting an early completion.</li> <li>• Continue the WVWD funded portion of the program beyond June 2018, but is expected to be complete in calendar 2018.</li> </ul>	
<b>Forest First</b>	Support collaborative partnership among Forest Service and downstream stakeholders to develop methods to ensure the resiliency of the forests and headwaters within the Santa Ana River Watershed	<ul style="list-style-type: none"> <li>• Staff coordinated with Blue Forest Conservation (BFC), a team of engineers and financial analysts that focuses on starting public-private partnerships for forest fuel reduction projects, on building a coalition of public agencies that would benefit from a multi-beneficial project.</li> <li>• Staff met with the City of Lake Elsinore and CalFire to discuss the potential for a partnership with BFC.</li> <li>• Staff met with UC Irvine professor Mike Goulden and US Forest Service staff to finalize a water yield budget for the Proposition 84 Round 2 funded Bluff Mesa forest thinning project that was implemented on the San Bernardino National Forest.</li> </ul>	<ul style="list-style-type: none"> <li>• Receive information from contacted public agencies on their economic impact of fire on their facilities.</li> </ul>	

Page Intentionally Blank

# **GENERAL MANAGERS MEETING NOTES**

---

TUESDAY, JANUARY 9, 2018

## **PARTICIPANTS PRESENT**

Paul Jones  
Halla Razak  
Michael Markus  
Doug Headrick  
Rich Haller  
Karen Williams  
Mark Norton  
Larry McKenney (Via-Conference Call)  
David Ruhl  
Carlos Quintero  
Sara Villa

## **REPRESENTING**

Eastern Municipal Water District  
Inland Empire Utilities Agency  
Orange County Water District  
San Bernardino Valley Municipal Water District  
Santa Ana Watershed Project Authority  
Santa Ana Watershed Project Authority  
Santa Ana Watershed Project Authority  
Santa Ana Watershed Project Authority  
Santa Ana Watershed Project Authority  
Santa Ana Watershed Project Authority  
Santa Ana Watershed Project Authority

## **PARTICIPANTS ABSENT**

Craig Miller Western Municipal Water District

## **CALL TO ORDER**

The meeting was called to order at 7:33 a.m. at SAWPA, 11615 Sterling Avenue, Riverside, California.

## **AGENDA, CONTENT, SEQUENCE, PURPOSE OF MEETING**

Rich Haller noted that the purpose of the General Managers Meetings is to inform the General Managers of what SAWPA is working on and that there are no surprises in the Commission Meetings. If there are any concerns or issues, they could be brought up at these meetings for discussion.

## **FUTURE SAWPA COMMISSION AGENDA ITEMS**

Rich Haller referenced the handout that was provided of the Agenda Planning Matrix. It was questioned what the Agenda item of Homelessness coordination involving on MOU with the City of Riverside consisted of. Haller noted that through direction of Commissioner Evans and Chair Longville that SAWPA is jointly working with the City of Riverside's Housing Authority to draft an MOU on homelessness issues and possible funding through the Disadvantaged Communities involvement initiative. Paul Jones questioned if SAWPA has Commission approved policy principles on how SAWPA will implement the disadvantage community funding and what the priorities might be. There is limited funding, and what are the priorities? Should the Commission consider policy principles that would state these are the areas that we believe this grant funding should be applied to and here are the limitations of participation? It was questioned if there was a draft MOU available. Haller noted that there isn't a draft completed, there's only language going back and forth between SAWPA and the City of Riverside thus far. Doug Headrick noted that he would talk to Chair Lien Longville regarding the MOU and policy principles.

## **PROJECT AGREEMENTS**

Paul Jones provided a red-lined handout of the Draft *Project Agreement 24* with comments incorporated. He referenced each comment and provided a brief description, and noted he would distribute an electronic version later today. Doug Headrick recommended Rich Haller provide Halla Razak with the spreadsheet containing the list of Project Agreements to bring her up to speed. Doug Headrick requested that any additional comments be submitted to Rich Haller by January 19, 2018.

## **CLOSED SESSION ATTENDANCE – DRAFT RESOLUTION**

Paul Jones provided a red-lined handout of the Draft *Resolution No. 2017-13 for Establishing a Policy Regarding Attendance in Closed Sessions and Recordkeeping related to Closed Session Deliberation for the Closed Session Attendance*. He referenced each comment and provided a brief description, and noted he would distribute an electronic version later today. Doug Headrick requested that any additional comments be submitted to Rich Haller by January 19, 2018.

### **POWER GEN (SOLAR) WORKSHOP**

Carlos Quintero informed the General Managers that the Power Gen (Solar) Workshop is scheduled for January 11 at 8:30 a.m. at SAWPA. The Renewable Energy Self-Generation Bill Credit Transfer (RES-BCT) is a program that allows a joint powers authority to work with local government with one or more eligible renewable generating facilities to export energy to the grid and receive generation credits to benefitting accounts of the same local government. The member agencies staff has been invited to the workshop.

### **OWOW UPDATE**

Mark Norton provided an update and referenced the handout summarizing OWOW efforts from October 1<sup>st</sup> to December 31<sup>st</sup>. Ongoing progress is being made with the update of the OWOW Plan, and the next step is to focus on project selection criteria based on DWR Prop 1 IRWM Round 1 Project Solicitation Package.

Mark Norton provided a handout titled *Advancing Sustainable Landscapes in the Santa Ana Watershed*. He referenced the handout and noted that staff is working with the Pacific Institute and CA Forward. He noted that the project goal is to advance effective, sustainable landscape practices among companies operating within the Santa Ana Watershed. The project consists of two phases with analysis to be undertaken in the first phase and implementation with 15-20 commercial developments in the second phase. It was recommended that this item be taken to the PA22 Committee Meeting for further discussion.

Doug Headrick informed the General Managers that they are getting their Project Portfolio Group together in February to facilitate a discussion with various project proponents prior to project submittal for Prop 1. The Big Bear Valley is a project that he will want to promote. There is 2,000 acre feet of reclaimable wastewater that goes down to Lucerne Valley off the backside of the mountain. The project is to reclaim it and keep it in the Watershed.

### **ROUNDTABLES UPDATE**

Mark Norton provided an update and referenced the handout summarizing the Roundtable efforts from October 1<sup>st</sup> to December 31<sup>st</sup>. The Basin Monitoring Program (BMP) Task Force has finished the Triennial Ambient Water Quality update. The Chino Basin Watermaster and IEUA staff has issues on the process and leadership of the Task Force and going forward would like to separate the triennial ambient water quality analysis for the Chino Basin from the rest of the watershed and do it themselves. Paul Jones suggested that the BMP Stakeholders provide a list of issues and/or concerns and the General Managers could go through the list and provide input to improve the process.

### **BRINE LINE UPDATE**

David Ruhl provided updates on the following:

- Lease Capacity Pool – Comments were received from IEUA and WMWD, and we are working on updating the draft Lease and Capacity Pool Agreement.
- Reach V Repairs – The Commission authorized SAWPA staff to file a Notice of Completion for Reach V. Change Orders No. 9 and 10 are being finalized. Change Order No. 9 is for a credit of \$2,200 and Change Order No. 10 is a quantities adjustment with a credit of \$530,000. Once the Change Orders are signed and approved the Notice of Completion will be filed.
- Pretreatment Program Update:
  - Update of Program Documents – A draft of the program documents were compiled and distributed to the member agencies in December. Comments are due from the member agencies on January 31. It is anticipated to submit the Program Documents to OCSD by March.
- OCSD Rock Removal – OCSD is providing comments to the revised specifications from the consultant Michael Baker. It is anticipated to advertise for bid in April, and construction to start in the summer.



- Reach IV-D Pipe Corrosion RFP – The RFP was issued in December and a pre-proposal meeting is scheduled January 10. Proposals are due January 19, and an email will be sent out to member agencies staff if there is any interest to be a part of the interview panel.
- Rate Model – The Consultant is working on preparing the Rate Model spreadsheet, and is anticipated to have a deliverable by the end of February and a Workshop with the Member Agencies in March.
- Inland Bioenergy Permit Violations – SAWPA received all required documentation and payment fees due to the Cease and Desist Order, Compliance Order and Civil Penalty Order issued to Inland Bioenergy in October 2017. The documents are being evaluated and if everything is complete a draft permit will be submitted to OCSD for review.
- Beaumont Request to Discharge to Brine Line – There is nothing new to report, still awaiting information and forms.
- Other Potential New Customer Inquiries – Summit Development Temporary Domestic (Reach V) – The development off of Reach V in the county portion needs to make a temporary domestic connection for 400 homes while EVMWD constructs their facilities. A request has been submitted to WMWD and they are currently working on a response letting them know the appropriate sewer agency is EVMWD or TVWD.

#### **SCHEDULING – NEXT GM MEETING**

The next General Managers meeting is scheduled for February 13, 2018, at 7:30 a.m. at SAWPA.

The meeting adjourned at 9:05 a.m.

**COMMISSION REVIEW:** January 16, 2018

2018-1-9 GM Mtg Notes

Page Intentionally Blank

# Legislative Status Report for SAWPA 1/8/2018

- [AB 18](#)** (**[Garcia, Eduardo D](#)**) **California Clean Water, Climate, Coastal Protection, and Outdoor Access For All Act of 2018.**  
**Current Text:** Amended: 8/30/2017 [html](#) [pdf](#)  
**Introduced:** 12/5/2016  
**Last Amend:** 8/30/2017  
**Status:** 9/1/2017-From committee: Do pass and re-refer to Com. on APPR. (Ayes 4. Noes 1.) (August 31). Re-referred to Com. on APPR.  
**Location:** 9/1/2017-S. APPR.  
**Summary:** Under current law, programs have been established pursuant to bond acts for, among other things, the development and enhancement of state and local parks and recreational facilities. This bill would enact the California Clean Water, Climate, Coastal Protection, and Outdoor Access For All Act of 2018, which, if approved by the voters, would authorize the issuance of bonds in an amount of \$3,470,000,000 pursuant to the State General Obligation Bond Law to finance a clean water, climate, coastal protection, and outdoor access for all program.
- [AB 151](#)** (**[Burke D](#)**) **California Global Warming Solutions Act of 2006: market-based compliance mechanisms: scoping plan: report.**  
**Current Text:** Amended: 5/2/2017 [html](#) [pdf](#)  
**Introduced:** 1/11/2017  
**Last Amend:** 5/2/2017  
**Status:** 8/24/2017-Ordered to inactive file at the request of Assembly Member Burke.  
**Location:** 8/24/2017-A. INACTIVE FILE  
**Summary:** Would require the State Air Resources Board to report to the appropriate policy and fiscal committees of the Legislature to receive input, guidance, and assistance before adopting guidelines and regulations implementing the scoping plan and a regulation ensuring statewide greenhouse gas emissions are reduced to at least 40% below the 1990 level by 2030. This bill contains other related provisions and other existing laws.
- [AB 166](#)** (**[Salas D](#)**) **Building Homes and Jobs Act: recording fee: hardship refund.**  
**Current Text:** Amended: 9/8/2017 [html](#) [pdf](#)  
**Introduced:** 1/13/2017  
**Last Amend:** 9/8/2017  
**Status:** 1/4/2018-Ordered to the Senate. In Senate. Held at Desk.  
**Location:** 1/4/2018-S. DESK  
**Summary:** Current law authorizes a fee for recording and indexing every instrument, paper, or notice required or permitted by law to be recorded, not to exceed \$10 for the first page and \$3 for each additional page, to reimburse a county for the costs of specified services relating to recording those documents. Current law authorizes various additional recording fees for specified purposes. This bill would authorize a property owner to request a refund based on hardship of a fee, proposed to be imposed by SB 2, if he or she files a claim with the county recorder, in the county in which the fee was collected, that certifies under penalty of perjury that he or she meets specified criteria related to household income and the fee was levied and collected as part of a transaction to a refinance of the property that was the subject of the recording.
- [AB 196](#)** (**[Bigelow R](#)**) **Greenhouse Gas Reduction Fund: water supply and wastewater systems.**  
**Current Text:** Amended: 3/6/2017 [html](#) [pdf](#)  
**Introduced:** 1/19/2017  
**Last Amend:** 3/6/2017  
**Status:** 9/1/2017-Failed Deadline pursuant to Rule 61(a)(12). (Last location was APPR. SUSPENSE FILE on 7/17/2017)(May be acted upon Jan 2018)  
**Location:** 9/1/2017-S. 2 YEAR  
**Summary:** Current law requires moneys from the Greenhouse Gas Reduction Fund to be allocated for the purpose of reducing greenhouse gas emissions in this state and satisfying other purposes. Current law authorizes specified investments, including water use and supply, if the investment furthers the regulatory purposes of the California Global Warming Solutions Act of 2006 and is consistent with law. This bill would authorize the use of the moneys in the fund for electric pump efficiency, water and wastewater systems, pump and pump motor efficiency improvements, and drinking water transmission and distribution systems' water loss if the investment furthers the regulatory purposes of the act and is consistent with law.
- [AB 252](#)** (**[Ridley-Thomas D](#)**) **Local government: taxation: prohibition: video streaming services.**  
**Current Text:** Amended: 2/28/2017 [html](#) [pdf](#)  
**Introduced:** 1/31/2017

**Last Amend:** 2/28/2017

**Status:** 5/12/2017-Failed Deadline pursuant to Rule 61(a)(3). (Last location was RLS. on 4/25/2017) (May be acted upon Jan 2018)

**Location:** 5/12/2017-A. 2 YEAR

**Summary:** Would, until January 1, 2023, prohibit the imposition by a city, city and county, or county, including a chartered city, city and county, or county, of a tax on video streaming services, including, but not limited to, any tax on the sale or use of video streaming services or any utility user tax on video streaming services. This bill contains other related provisions.

**AB 272**

**(Gipson D) Water utility service: sale of water utility property by a city.**

**Current Text:** Amended: 1/3/2018 [html](#) [pdf](#)

**Introduced:** 2/1/2017

**Last Amend:** 1/3/2018

**Status:** 1/4/2018-Re-referred to Com. on W.,P., & W.

**Location:** 4/20/2017-A. W.,P. & W.

**Calendar:** 1/9/2018 9 a.m. - State Capitol, Room 444 ASSEMBLY WATER, PARKS AND WILDLIFE, GARCIA, Chair

**Summary:** Would permit a city that owns and operates a public utility for furnishing water service to sell the public utility for the purpose of consolidating its public water system with another public water system pursuant to the procedures that are generally applicable to the sale of real property by a city, only if the city determines that it is uneconomical and not in the public interest to own and operate the public utility and if certain requirements are met.

**AB 313**

**(Gray D) Water.**

**Current Text:** Vetoed: 10/15/2017 [html](#) [pdf](#)

**Introduced:** 2/6/2017

**Last Amend:** 7/18/2017

**Status:** 10/15/2017-Vetoed by Governor.

**Location:** 10/15/2017-A. VETOED

**Calendar:** 1/8/2018 #68 ASSEMBLY GOVERNOR'S VETOES

**Summary:** Current law authorizes the State Water Resources Control Board to adopt an order setting administrative civil liability based on the allegations set forth in the complaint without a hearing, unless a written request for a hearing signed by, or on behalf of, the party served with the complaint is delivered to or received by mail by the board within 20 days after receipt of the complaint. This bill, commencing July 1, 2018, would establish a Water Rights Division within the Office of Administrative Hearings, as prescribed.

**AB 339**

**(Mathis R) State Water Pollution Cleanup and Abatement Account.**

**Current Text:** Chaptered: 10/3/2017 [html](#) [pdf](#)

**Introduced:** 2/7/2017

**Last Amend:** 4/4/2017

**Status:** 10/3/2017-Approved by the Governor. Chaptered by Secretary of State - Chapter 439, Statutes of 2017.

**Location:** 10/3/2017-A. CHAPTERED

**Summary:** The Porter-Cologne Water Quality Control Act creates the State Water Pollution Cleanup and Abatement Account in the State Water Quality Control Fund and continuously appropriates moneys in the account to the state board for the purposes of cleaning up waste or abating its effects on state waters. Current law, until July 1, 2018, authorizes the state board to pay these moneys from the account to, among others, a community water system that services a disadvantaged community to be used to assist in addressing urgent drinking water need, among other purposes. This bill would limit the above-described payments to grants, and would delete the July 1, 2018, sunset date. By extending the term of an existing appropriation, this bill would make an appropriation.

**AB 355**

**(Chu D) Water pollution: enforcement.**

**Current Text:** Chaptered: 10/6/2017 [html](#) [pdf](#)

**Introduced:** 2/8/2017

**Last Amend:** 6/7/2017

**Status:** 10/6/2017-Approved by the Governor. Chaptered by Secretary of State - Chapter 524, Statutes of 2017.

**Location:** 10/6/2017-A. CHAPTERED

**Summary:** Current law permits the State Water Resources Control Board or regional board, in lieu of assessing all or a portion of the mandatory minimum penalties against a publicly owned treatment works serving a small community, as defined, to elect to require the publicly owned treatment works to spend an equivalent amount towards completion of a compliance project proposed by the publicly owned treatment works if the state board or regional board makes certain findings. Current law, for these purposes, defines "a publicly owned treatment works serving a small community." This bill, for

purposes of the exception, would instead define publicly owned treatment works serving a small community as a publicly owned treatment works serving a population of 20,000 persons or fewer or a rural county, with a financial hardship.

**[AB 378](#) ([Garcia, Cristina D](#)) **Greenhouse gases, criteria air pollutants, and toxic air contaminants.****

**Current Text:** Amended: 5/30/2017 [html](#) [pdf](#)

**Introduced:** 2/9/2017

**Last Amend:** 5/30/2017

**Status:** 9/11/2017-Reconsideration granted. Ordered to inactive file at the request of Assembly Member Cristina Garcia.

**Location:** 9/11/2017-A. INACTIVE FILE

**Summary:** The California Global Warming Solutions Act requires the State Air Resources Board, when adopting rules and regulations to achieve greenhouse gas emissions reductions beyond the statewide greenhouse gas emissions limit and to protect the state's most impacted and disadvantaged communities, to follow specified requirements, consider the social costs of the emissions of greenhouse gases, and prioritize specified emission reduction rules and regulations. This bill would require the state board to consider and account for the social costs of the emissions of greenhouse gases when adopting those rules and regulations.

**[AB 429](#) ([Grayson D](#)) **State water policy: water rights: use and transferability.****

**Current Text:** Introduced: 2/13/2017 [html](#) [pdf](#)

**Introduced:** 2/13/2017

**Status:** 5/12/2017-Failed Deadline pursuant to Rule 61(a)(3). (Last location was PRINT on 2/13/2017) (May be acted upon Jan 2018)

**Location:** 5/12/2017-A. 2 YEAR

**Summary:** Current law declares that the growing water needs of the state require the use of water in an efficient manner and that the efficient use of water requires certainty in the definition of property rights to the use of water and transferability of those rights. This bill would make nonsubstantive changes to those declarations.

**[AB 474](#) ([Garcia, Eduardo D](#)) **Hazardous waste: spent brine solutions.****

**Current Text:** Chaptered: 10/15/2017 [html](#) [pdf](#)

**Introduced:** 2/13/2017

**Last Amend:** 8/21/2017

**Status:** 10/15/2017-Approved by the Governor. Chaptered by Secretary of State - Chapter 840, Statutes of 2017.

**Location:** 10/15/2017-A. CHAPTERED

**Summary:** Current law exempts from certain requirements of the Hazardous Waste Control Law wastes from the extraction, beneficiation, or processing of ores and minerals that are not subject to regulation under the federal Resource Conservation and Recovery Act of 1976, including spent brine solutions used to produce geothermal energy that meet specified requirements. This bill would exempt spent brine solutions that are byproducts of the treatment of groundwater to meet California drinking water standards from those same requirements if certain conditions are met, including that the spent brine solutions are transferred for dewatering via a closed piping system to lined surface impoundments regulated by the California regional water quality control boards.

**[AB 487](#) ([Mathis R](#)) **Sustainable Groundwater Management Act.****

**Current Text:** Introduced: 2/13/2017 [html](#) [pdf](#)

**Introduced:** 2/13/2017

**Status:** 5/12/2017-Failed Deadline pursuant to Rule 61(a)(3). (Last location was PRINT on 2/13/2017) (May be acted upon Jan 2018)

**Location:** 5/12/2017-A. 2 YEAR

**Summary:** Would state the intent of the Legislature to enact statutory changes relating to the Sustainable Groundwater Management Act.

**[AB 554](#) ([Cunningham R](#)) **Desalination: statewide goal.****

**Current Text:** Amended: 3/27/2017 [html](#) [pdf](#)

**Introduced:** 2/14/2017

**Last Amend:** 3/27/2017

**Status:** 6/2/2017-Failed Deadline pursuant to Rule 61(a)(8). (Last location was APPR. on 5/26/2017) (May be acted upon Jan 2018)

**Location:** 6/2/2017-A. 2 YEAR

**Summary:** The Cobey-Porter Saline Water Conversion Law provides that it is the intention of the Legislature that the Department of Water Resources undertake to find economic and efficient methods of desalting saline water so that desalted water may be made available to help meet the growing water requirements of the state. This bill would establish a goal to desalinate 300,000 acre-feet of drinking water per year by the year 2025 and 500,000 acre-feet of drinking water per year by the year

**AB 560 (Salas D) Safe Drinking Water State Revolving Fund: project financing: severely disadvantaged communities.****Current Text:** Chaptered: 10/7/2017 [html](#) [pdf](#)**Introduced:** 2/14/2017**Last Amend:** 7/12/2017**Status:** 10/7/2017-Approved by the Governor. Chaptered by Secretary of State - Chapter 552, Statutes of 2017.**Location:** 10/7/2017-A. CHAPTERED**Summary:** Would, to the extent permitted by federal law, authorize the State Water Resources Control Board to provide grant funding, and principal forgiveness and 0% financing on loans, from the Safe Drinking Water State Revolving Fund to a project for a water system with a service area that qualifies as a severely disadvantaged community if the water system demonstrates that repaying a Safe Drinking Water State Revolving Fund loan with interest would result in unaffordable water rates, as defined.**AB 574 (Quirk D) Potable reuse.****Current Text:** Chaptered: 10/6/2017 [html](#) [pdf](#)**Introduced:** 2/14/2017**Last Amend:** 9/1/2017**Status:** 10/6/2017-Approved by the Governor. Chaptered by Secretary of State - Chapter 528, Statutes of 2017.**Location:** 10/6/2017-A. CHAPTERED**Summary:** Current law required the State Department of Public Health to, on or before December 31, 2013, adopt uniform water recycling criteria for indirect potable reuse for groundwater recharge. Current law also required the department to develop and adopt uniform water recycling criteria for surface water augmentation, as defined, by December 31, 2016, if a specified expert panel found that the criteria would adequately protect public health, and required the department to investigate the feasibility of developing uniform water recycling criteria for direct potable reuse and to provide a final report on that investigation to the Legislature by December 31, 2016. Current law defined the terms "direct potable reuse" and "surface water augmentation" for these purposes. This bill would specify that "direct potable reuse" includes "raw water augmentation" and "treated drinking water augmentation."**AB 577 (Caballero D) Disadvantaged communities.****Current Text:** Amended: 3/9/2017 [html](#) [pdf](#)**Introduced:** 2/14/2017**Last Amend:** 3/9/2017**Status:** 1/3/2018-In committee: Set, final hearing. Hearing canceled at the request of author.**Location:** 3/13/2017-A. E.S. & T.M.**Summary:** Current law defines a disadvantaged community as a community with an annual median household income that is less than 80% of the statewide annual median household income for various purposes, that include, but are not limited to, the Water Quality, Supply, and Infrastructure Improvement Act of 2014, eligibility for certain entities to apply for funds from the State Water Pollution Cleanup and Abatement Account, and authorization for a community revitalization and investment authority to carry out a community revitalization plan. This bill would expand the definition of a disadvantaged community to include a community with an annual per capita income that is less than 80% of the statewide annual per capita income.**AB 594 (Irwin D) Water supply planning: California Environmental Quality Act: photovoltaic or wind energy generation facility.****Current Text:** Introduced: 2/14/2017 [html](#) [pdf](#)**Introduced:** 2/14/2017**Status:** 4/28/2017-Failed Deadline pursuant to Rule 61(a)(2). (Last location was W.,P. & W. on 2/27/2017)(May be acted upon Jan 2018)**Location:** 4/28/2017-A. 2 YEAR**Summary:** Current law requires a city or county that determines that a project, as defined, is subject to the California Environmental Quality Act to identify any public water system that may supply water for the project and to request those public water systems to prepare a specified water supply assessment. If no public water system is identified, the city or county is required to prepare the water supply assessment. Current law, until January 1, 2018, exempts from the definition of "project" a proposed photovoltaic or wind energy generation facility that would demand no more than 75 acre-feet of water annually. This bill would indefinitely exempt from the definition of "project" a proposed photovoltaic or wind energy generation facility that would demand no more than 50 acre-feet of water annually.

**[AB 640](#)**

**(Harper R) Recycled water: recycling criteria.**

**Current Text:** Introduced: 2/14/2017 [html](#) [pdf](#)

**Introduced:** 2/14/2017

**Status:** 5/12/2017-Failed Deadline pursuant to Rule 61(a)(3). (Last location was PRINT on 2/14/2017) (May be acted upon Jan 2018)

**Location:** 5/12/2017-A. 2 YEAR

**Summary:** Current law, the Porter-Cologne Water Quality Control Act, requires the State Water Resources Control Board to establish uniform statewide recycling criteria for each varying type of use of recycled water if the use involves the protection of public health. The act defines recycling criteria to mean the levels of constituents of recycled water, and the means for assurance of reliability under the design concept that will result in recycled water that is safe for the uses to be made. This bill would make technical, nonsubstantive changes to that definition.

**[AB 641](#)**

**(Harper R) Water conservation and reclamation projects.**

**Current Text:** Introduced: 2/14/2017 [html](#) [pdf](#)

**Introduced:** 2/14/2017

**Status:** 5/12/2017-Failed Deadline pursuant to Rule 61(a)(3). (Last location was PRINT on 2/14/2017) (May be acted upon Jan 2018)

**Location:** 5/12/2017-A. 2 YEAR

**Summary:** Current law, the Water Conservation Projects Act of 1985, declares that the intent of the act is to encourage local agencies and private enterprise to implement potential water conservation and reclamation projects by establishing a state program to finance or assist in financing projects that meet state criteria and will result in an additional supply of water for use in areas of need. This bill would make nonsubstantive changes in that provision.

**[AB 642](#)**

**(Harper R) Desalinated water.**

**Current Text:** Introduced: 2/14/2017 [html](#) [pdf](#)

**Introduced:** 2/14/2017

**Status:** 5/12/2017-Failed Deadline pursuant to Rule 61(a)(3). (Last location was PRINT on 2/14/2017) (May be acted upon Jan 2018)

**Location:** 5/12/2017-A. 2 YEAR

**Summary:** The Cobey-Porter Saline Water Conversion Law declares that the growing water needs of the state require the development of cost-effective and efficient water supply technologies and that desalination technology is now feasible to help provide significant new water supplies from seawater, brackish water, and reclaimed water. This bill would declare the intent of the Legislature to enact subsequent legislation relating to desalination.

**[AB 685](#)**

**(Fong R) Water: dams and reservoirs.**

**Current Text:** Introduced: 2/15/2017 [html](#) [pdf](#)

**Introduced:** 2/15/2017

**Status:** 5/12/2017-Failed Deadline pursuant to Rule 61(a)(3). (Last location was PRINT on 2/15/2017) (May be acted upon Jan 2018)

**Location:** 5/12/2017-A. 2 YEAR

**Summary:** Current law provides that all dams and reservoirs in the state are under the jurisdiction of the Department of Water Resources. Current law authorizes the department to require owners of dams and reservoirs to keep records of, and to report on, maintenance, operation, staffing, and engineering and geologic investigations. This bill would make nonsubstantive changes to that provision.

**[AB 791](#)**

**(Frazier D) Sacramento-San Joaquin Delta: State Water Project and federal Central Valley Project: new conveyance facility.**

**Current Text:** Amended: 3/21/2017 [html](#) [pdf](#)

**Introduced:** 2/15/2017

**Last Amend:** 3/21/2017

**Status:** 5/26/2017-Failed Deadline pursuant to Rule 61(a)(5). (Last location was APPR. SUSPENSE FILE on 5/10/2017)(May be acted upon Jan 2018)

**Location:** 5/26/2017-A. 2 YEAR

**Summary:** The Sacramento-San Joaquin Delta Reform Act of 2009 prohibits construction of a new Delta conveyance facility from being initiated until the persons or entities that contract to receive water from the State Water Project and the federal Central Valley Project or a joint powers authority representing those entities have made arrangements or entered into contracts to pay for certain costs required for the construction, operation, and maintenance of the facility and full mitigation of property tax or assessments levied for land used in the construction, location, mitigation, or operation of the facility. This bill would require, before a water contractor enters into a contract to pay for these costs, that the lead agency provide the breakdown of costs for each water contractor entering into a contract and what benefits each contractor will receive based on the proportion it has financed of the proposed conveyance project.



- [AB 792](#)** **(Frazier D) Sacramento-San Joaquin Delta: Delta Stewardship Council.**  
**Current Text:** Amended: 1/3/2018 [html](#) [pdf](#)  
**Introduced:** 2/15/2017  
**Last Amend:** 1/3/2018  
**Status:** 1/4/2018-Re-referred to Com. on W.,P., & W. In committee: Set, final hearing. Hearing canceled at the request of author.  
**Location:** 4/20/2017-A. W.,P. & W.  
**Summary:** The Sacramento-San Joaquin Delta Reform Act of 2009, establishes the Delta Stewardship Council which consists of 7 members, and requires the council to develop, adopt, and commence implementation of a comprehensive management plan for the Delta, known as the Delta Plan. This bill would increase the membership of the council to 13 members, including 11 voting members and 2 nonvoting members, as specified.
- [AB 793](#)** **(Frazier D) Sacramento-San Joaquin Delta: financing.**  
**Current Text:** Amended: 3/27/2017 [html](#) [pdf](#)  
**Introduced:** 2/15/2017  
**Last Amend:** 3/27/2017  
**Status:** 5/12/2017-Failed Deadline pursuant to Rule 61(a)(3). (Last location was W.,P. & W. on 3/2/2017)(May be acted upon Jan 2018)  
**Location:** 5/12/2017-A. 2 YEAR  
**Summary:** Would declare it to be state policy that the existing state of the Sacramento-San Joaquin Delta is recognized and defined as an integral component of California's water infrastructure. The bill would state that the maintenance and repair of the Delta are eligible for the same forms of financing as other water collection and treatment infrastructure and would specify the maintenance and repair activities that are eligible are limited to certain cleanup and abatement-related restoration and conservation activities.
- [AB 833](#)** **(Allen, Travis R) Public employees' retirement.**  
**Current Text:** Introduced: 2/16/2017 [html](#) [pdf](#)  
**Introduced:** 2/16/2017  
**Status:** 5/12/2017-Failed Deadline pursuant to Rule 61(a)(3). (Last location was PRINT on 2/16/2017) (May be acted upon Jan 2018)  
**Location:** 5/12/2017-A. 2 YEAR  
**Summary:** Current law, the California Public Employees' Pension Reform Act of 2013, establishes various limits on retirement benefits generally applicable to a public employee retirement system, except as specified, and among other things, prescribes limits on service after retirement without reinstatement into the applicable retirement system. This bill would make a nonsubstantive change to that provision.
- [AB 869](#)** **(Rubio D) Sustainable water use and demand reduction: recycled water.**  
**Current Text:** Amended: 8/24/2017 [html](#) [pdf](#)  
**Introduced:** 2/16/2017  
**Last Amend:** 8/24/2017  
**Status:** 9/1/2017-Failed Deadline pursuant to Rule 61(a)(12). (Last location was N.R. & W. on 8/24/2017)(May be acted upon Jan 2018)  
**Location:** 9/1/2017-S. 2 YEAR  
**Summary:** Current law imposes various water use reduction requirements that apply to urban retail water suppliers, including a requirement that the state achieve a 20% reduction in urban per capita water use by December 31, 2020. This bill would require long-term standards for urban water conservation and water use to include a credit for recycled water, as specified.
- [AB 892](#)** **(Waldron R) Municipal water districts: water service: Indian tribes.**  
**Current Text:** Amended: 3/23/2017 [html](#) [pdf](#)  
**Introduced:** 2/16/2017  
**Last Amend:** 3/23/2017  
**Status:** 5/12/2017-Failed Deadline pursuant to Rule 61(a)(3). (Last location was L. GOV. on 3/23/2017) (May be acted upon Jan 2018)  
**Location:** 5/12/2017-A. 2 YEAR  
**Summary:** Current law, upon the request of certain Indian tribes and the satisfaction of certain conditions, requires a district to provide service of water at substantially the same terms applicable to the customers of the district to the Indian tribe's lands that are not within a district, as prescribed. This bill would authorize, rather than require, a district to provide this service of water. The bill would apply this authorization to all Indian tribes whose lands are owned by the tribe.
- [AB 967](#)** **(Gloria D) Human remains disposal: alkaline hydrolysis: licensure and regulation.**  
**Current Text:** Chaptered: 10/15/2017 [html](#) [pdf](#)

**Introduced:** 2/16/2017

**Last Amend:** 9/12/2017

**Status:** 10/15/2017-Approved by the Governor. Chaptered by Secretary of State - Chapter 846, Statutes of 2017.

**Location:** 10/15/2017-A. CHAPTERED

**Summary:** Would, commencing July 1, 2020, require the Cemetery and Funeral Bureau to license and regulate hydrolysis facilities, as defined, and hydrolysis facility managers, and would enact requirements applicable to hydrolysis facilities substantially similar to those applicable to crematoria. By expanding the definition of crimes relating to the disposition of human remains and creating new crimes, this bill would impose a state-mandated local program.

**AB 968** **(Rubio D) Urban water use: water efficiency.**

**Current Text:** Amended: 4/17/2017 [html](#) [pdf](#)

**Introduced:** 2/16/2017

**Last Amend:** 4/17/2017

**Status:** 5/26/2017-Failed Deadline pursuant to Rule 61(a)(5). (Last location was APPR. SUSPENSE FILE on 5/10/2017)(May be acted upon Jan 2018)

**Location:** 5/26/2017-A. 2 YEAR

**Summary:** Would require each urban retail water supplier to develop a water efficiency target, as defined, for 2025 in its 2020 urban water management plan required to be submitted by July 1, 2021, and to achieve that target. The bill would authorize an urban retail water supplier to adjust and update the water efficiency target, as appropriate, when the supplier reports its compliance in achieving the water efficiency targets and its implementation of the identified performance measures in its 2025 urban water management plan required to be submitted by July 1, 2026. The bill would require each urban retail water supplier to meet its adjusted 2025 water efficiency target by December 31, 2025, unless the supplier makes a certain report to the department.

**AB 975** **(Friedman D) Natural resources: wild and scenic rivers.**

**Current Text:** Amended: 5/4/2017 [html](#) [pdf](#)

**Introduced:** 2/16/2017

**Last Amend:** 5/4/2017

**Status:** 7/14/2017-Failed Deadline pursuant to Rule 61(a)(10). (Last location was INACTIVE FILE on 6/5/2017)(May be acted upon Jan 2018)

**Location:** 7/14/2017-A. 2 YEAR

**Summary:** Current law establishes that it is the policy of the state that certain rivers that possess extraordinary scenic, recreational, fishery, or wildlife values shall be preserved in their free-flowing state, together with their immediate environments, for the benefit and enjoyment of the people of the state. This bill would revise that policy to specify that certain rivers that possess scenic, recreational, fishery, wildlife, historical, cultural, geological, or other similar values shall be preserved in their free-flowing state, together with their immediate environments, for the benefit and enjoyment of the people of the state, and would revise the definition of "immediate environments," and define the term "extraordinary value" for purposes of that policy.

**AB 979** **(Lackey R) Local agency formation commissions: district representation.**

**Current Text:** Chaptered: 9/1/2017 [html](#) [pdf](#)

**Introduced:** 2/16/2017

**Last Amend:** 5/15/2017

**Status:** 9/1/2017-Approved by the Governor. Chaptered by Secretary of State - Chapter 203, Statutes of 2017.

**Location:** 9/1/2017-A. CHAPTERED

**Summary:** The Cortese-Knox-Hertzberg Local Government Reorganization Act of 2000 provides for the selection of representatives of independent special districts on each local agency formation commission by an independent special district selection committee pursuant to a nomination and election process. This bill would additionally require the executive officer to call and hold a meeting of the special district selection committee upon the adoption of a resolution of intention by the committee relating to proceedings for representation of independent special districts upon the commission pursuant to specified law.

**AB 1000** **(Friedman D) Water conveyance: use of facility with unused capacity.**

**Current Text:** Amended: 7/3/2017 [html](#) [pdf](#)

**Introduced:** 2/16/2017

**Last Amend:** 7/3/2017

**Status:** 9/1/2017-Failed Deadline pursuant to Rule 61(a)(12). (Last location was APPR. SUSPENSE FILE on 8/28/2017)(May be acted upon Jan 2018)

**Location:** 9/1/2017-S. 2 YEAR

**Summary:** Current law prohibits the state or a regional or local public agency from denying a bona fide transferor of water from using a water conveyance facility that has unused capacity for the period of

time for which that capacity is available, if fair compensation is paid for that use and other requirements are met. This bill would, notwithstanding that provision, prohibit a transferor of water from using a water conveyance facility that has unused capacity to transfer water from a groundwater basin underlying desert lands, as defined, that is in the vicinity of specified federal lands or state lands to outside of the groundwater basin unless the State Lands Commission, in consultation with the Department of Fish and Wildlife, finds that the transfer of the water will not adversely affect the natural or cultural resources of those federal and state lands.

**[AB 1009](#) (Gallagher R) Sustainable groundwater management: groundwater sustainability agencies.**

**Current Text:** Introduced: 2/16/2017 [html](#) [pdf](#)

**Introduced:** 2/16/2017

**Status:** 5/12/2017-Failed Deadline pursuant to Rule 61(a)(3). (Last location was PRINT on 2/16/2017) (May be acted upon Jan 2018)

**Location:** 5/12/2017-A. 2 YEAR

**Summary:** The Sustainable Groundwater Management Act generally authorizes any local agency or combination of local agencies overlying a basin to decide to become a groundwater sustainability agency for that basin. The act requires a groundwater sustainability agency to establish and maintain a list of persons interested in receiving notices regarding plan preparation, meeting announcements, and availability of draft plans, maps, and other relevant documents. This bill would make a nonsubstantive change in these provisions.

**[AB 1050](#) (Allen, Travis R) California Endangered Species Act: Delta smelt.**

**Current Text:** Amended: 3/28/2017 [html](#) [pdf](#)

**Introduced:** 2/16/2017

**Last Amend:** 3/28/2017

**Status:** 4/28/2017-Failed Deadline pursuant to Rule 61(a)(2). (Last location was W.,P. & W. on 3/27/2017)(May be acted upon Jan 2018)

**Location:** 4/28/2017-A. 2 YEAR

**Summary:** The California Endangered Species Act requires the Fish and Game Commission to establish a list of endangered species and a list of threatened species and requires the commission to add or remove species from either list if it finds, upon the receipt of sufficient scientific information, that the action is warranted. The act prohibits the taking of an endangered or threatened species, except as specified. This bill would require the commission to remove the Delta smelt from the endangered species list.

**[AB 1211](#) (Dahle R) State policy for water quality control.**

**Current Text:** Introduced: 2/17/2017 [html](#) [pdf](#)

**Introduced:** 2/17/2017

**Status:** 5/12/2017-Failed Deadline pursuant to Rule 61(a)(3). (Last location was PRINT on 2/17/2017) (May be acted upon Jan 2018)

**Location:** 5/12/2017-A. 2 YEAR

**Summary:** Under current law, the Porter-Cologne Water Quality Control Act, the state policy for water quality control is required to consist of water quality principles and guidelines for long-range resource planning, water quality objectives, and other principles and guidelines deemed essential by the State Water Resources Control Board for water quality control. This bill would make technical, nonsubstantive changes to that provision.

**[AB 1235](#) (Daly D) Santa Ana River Conservancy Program.**

**Current Text:** Amended: 3/28/2017 [html](#) [pdf](#)

**Introduced:** 2/17/2017

**Last Amend:** 3/28/2017

**Status:** 5/26/2017-In committee: Held under submission.

**Location:** 5/3/2017-A. APPR. SUSPENSE FILE

**Summary:** Current law establishes the State Coastal Conservancy with prescribed powers and responsibilities for implementing and administering various programs intended to preserve, protect, and restore the state's coastal areas. Current law also establishes the Santa Ana River Conservancy Program, to be administered by the conservancy, for purposes related to the implementation of projects to restore, preserve, and enhance specified lands in the Santa Ana River region, as defined. This bill would appropriate the sum of \$20,000,000 from the General Fund to the conservancy to be expended for the purposes of the program.

**[AB 1270](#) (Gallagher R) Dams and reservoirs: inspections and reporting.**

**Current Text:** Amended: 9/12/2017 [html](#) [pdf](#)

**Introduced:** 2/17/2017

**Last Amend:** 9/12/2017

**Status:** 9/16/2017-Ordered to inactive file at the request of Senator McGuire.

**Location:** 9/16/2017-S. INACTIVE FILE

**Summary:** Current law requires the Department of Water Resources, from time to time, to make inspections of dams and reservoirs at state expense for the purpose of determining their safety. This bill would repeal those provisions and instead would require the Division of Safety of Dams to inspect dams, reservoirs, and critical appurtenant structures within its jurisdiction once per fiscal year with the exception of low hazard potential dams which the bill would require to receive inspections, at a minimum, every two fiscal years, as specified. The bill would provide that the dam inspection reports are public records subject to the California Public Records Act.

**AB 1323 (Weber D) Sustainable water use and demand reduction: stakeholder workgroup.**

**Current Text:** Amended: 5/30/2017 [html](#) [pdf](#)

**Introduced:** 2/17/2017

**Last Amend:** 5/30/2017

**Status:** 9/1/2017-Failed Deadline pursuant to Rule 61(a)(12). (Last location was APPR. SUSPENSE FILE on 8/21/2017)(May be acted upon Jan 2018)

**Location:** 9/1/2017-S. 2 YEAR

**Summary:** Would, with a specified exception, require the Department of Water Resources to convene a stakeholder workgroup with prescribed representatives invited to participate, including, among others, representatives of the department and the State Water Resources Control Board, no later than February 1, 2019. The bill would require the stakeholder workgroup to develop, evaluate, and recommend proposals for establishing new water use targets for urban water suppliers and to examine and report to the Governor and the Legislature by December 31, 2019, as specified.

**AB 1369 (Gray D) Water quality and storage.**

**Current Text:** Introduced: 2/17/2017 [html](#) [pdf](#)

**Introduced:** 2/17/2017

**Status:** 4/28/2017-Failed Deadline pursuant to Rule 61(a)(2). (Last location was W.,P. & W. on 3/27/2017)(May be acted upon Jan 2018)

**Location:** 4/28/2017-A. 2 YEAR

**Summary:** Current law requires all moneys, except for fines and penalties, collected by the State Air Resources Board from the auction or sale of allowances as part of a market-based compliance mechanism relative to reduction of greenhouse gas emissions to be deposited in the Greenhouse Gas Reduction Fund. This bill would require the Department of Water Resources to increase statewide water storage capacity by 25% by January 1, 2025, and 50% by January 1, 2050, as specified.

**AB 1442 (Allen, Travis R) Bonds: transportation: water projects.**

**Current Text:** Amended: 3/28/2017 [html](#) [pdf](#)

**Introduced:** 2/17/2017

**Last Amend:** 3/28/2017

**Status:** 4/25/2017-In committee: Set, second hearing. Failed passage. Reconsideration granted.

**Location:** 3/27/2017-A. TRANS.

**Summary:** Would provide that no further bonds shall be sold for high-speed rail purposes pursuant to the Safe, Reliable High-Speed Passenger Train Bond Act for the 21st Century, except as specifically provided with respect to an existing appropriation for high-speed rail purposes for early improvement projects in the Phase 1 blended system. The bill, subject to the above exception, would require redirection of the unspent proceeds received from outstanding bonds issued and sold for other high-speed rail purposes prior to the effective date of these provisions, upon appropriation, for use in retiring the debt incurred from the issuance and sale of those outstanding bonds.

**AB 1481 (Nazarian D) Water: public use.**

**Current Text:** Introduced: 2/17/2017 [html](#) [pdf](#)

**Introduced:** 2/17/2017

**Status:** 5/12/2017-Failed Deadline pursuant to Rule 61(a)(3). (Last location was PRINT on 2/17/2017) (May be acted upon Jan 2018)

**Location:** 5/12/2017-A. 2 YEAR

**Summary:** Current law declares that all water within the state is the property of the people of the state, but the right to the use of the water may be acquired by appropriation in the manner provided by law. This bill would make nonsubstantive changes to that provision.

**AB 1587 (Levine D) Invasive species: dreissenid mussels.**

**Current Text:** Amended: 6/29/2017 [html](#) [pdf](#)

**Introduced:** 2/17/2017

**Last Amend:** 6/29/2017

**Status:** 9/1/2017-Failed Deadline pursuant to Rule 61(a)(12). (Last location was APPR. SUSPENSE FILE on 8/21/2017)(May be acted upon Jan 2018)

**Location:** 9/1/2017-S. 2 YEAR

**Summary:** Current law, until January 1, 2020, generally prohibits a person from possessing, importing, shipping, or transporting in the state, or from placing, planting, or causing to be placed or planted in

any water within the state, dreissenid mussels, and authorizes the Director of Fish and Wildlife or his or her designee to engage in various enforcement activities with regard to dreissenid mussels. Current law authorizes the director to conduct inspections of waters of the state and facilities located within waters of the state that may contain dreissenid mussels and, if those mussels are detected or may be present, order the closure of the waters or facilities to conveyances or otherwise restrict access to the waters or facilities, with the concurrence of the Secretary of the Natural Resources Agency. This bill would also authorize a peace officer to engage in certain of these enforcement activities, as prescribed, and would extend to January 1, 2023, the repeal date of those provisions.

**[AB 1605](#) (Caballero D) Maximum contaminant level: nitrate: replacement water.**

**Current Text:** Amended: 4/27/2017 [html](#) [pdf](#)

**Introduced:** 2/17/2017

**Last Amend:** 4/27/2017

**Status:** 5/26/2017-Failed Deadline pursuant to Rule 61(a)(5). (Last location was JUD. on 5/1/2017) (May be acted upon Jan 2018)

**Location:** 5/26/2017-A. 2 YEAR

**Summary:** The California Safe Drinking Water Act, requires the state board to administer provisions relating to the regulation of drinking water to protect public health and vests with the state board specified responsibilities. This bill would prohibit a person or entity providing replacement water, as defined, to address drinking water that exceeds the maximum contaminant level for nitrate in groundwater from being deemed to have caused pollution or a nuisance, or from being liable for negligence or trespass, if certain conditions are met.

**[AB 1654](#) (Rubio D) Water conservation.**

**Current Text:** Amended: 7/12/2017 [html](#) [pdf](#)

**Introduced:** 2/17/2017

**Last Amend:** 7/12/2017

**Status:** 7/21/2017-Failed Deadline pursuant to Rule 61(a)(11). (Last location was RLS. on 7/17/2017) (May be acted upon Jan 2018)

**Location:** 7/21/2017-S. 2 YEAR

**Summary:** Would state the intent of the Legislature to enact legislation necessary to help make water conservation a California way of life.

**[AB 1667](#) (Friedman D) Water management planning.**

**Current Text:** Amended: 7/3/2017 [html](#) [pdf](#)

**Introduced:** 2/17/2017

**Last Amend:** 7/3/2017

**Status:** 7/14/2017-Failed Deadline pursuant to Rule 61(a)(10). (Last location was N.R. & W. on 7/11/2017)(May be acted upon Jan 2018)

**Location:** 7/14/2017-S. 2 YEAR

**Summary:** Would require the State Water Resources Control Board, in consultation with the Department of Water Resources, to adopt long-term standards for urban water conservation and water use on or before May 20, 2021. The bill would also require the board, in consultation with the department, to adopt performance measures for commercial, industrial, and institutional water use on or before that date.

**[AB 1668](#) (Friedman D) Water management planning.**

**Current Text:** Amended: 9/8/2017 [html](#) [pdf](#)

**Introduced:** 2/17/2017

**Last Amend:** 9/8/2017

**Status:** 9/15/2017-From committee: Do pass and re-refer to Com. on RLS. (Ayes 5. Noes 0.) (September 15). Re-referred to Com. on RLS.

**Location:** 9/15/2017-S. RLS.

**Summary:** Current law requires the state to achieve a 20% reduction in urban per capita water use in California by December 31, 2020. Current law requires each urban retail water supplier to develop urban water use targets and an interim urban water use target, as specified. This bill would require the State Water Resources Control Board, in coordination with the Department of Water Resources, to adopt long-term standards for the efficient use of water, as provided, and performance measures for commercial, industrial, and institutional water use on or before June 30, 2021.

**[AB 1669](#) (Friedman D) Urban water conservation standards and use reporting.**

**Current Text:** Amended: 4/18/2017 [html](#) [pdf](#)

**Introduced:** 2/17/2017

**Last Amend:** 4/18/2017

**Status:** 5/26/2017-Failed Deadline pursuant to Rule 61(a)(5). (Last location was APPR. SUSPENSE FILE on 5/10/2017)(May be acted upon Jan 2018)

**Location:** 5/26/2017-A. 2 YEAR



**Summary:** Would require the State Water Resources Control Board, in consultation with the Department of Water Resources, to adopt long-term standards for urban water conservation and water use by May 20, 2021. The bill would authorize the board, in consultation with the department, to adopt interim standards for urban water conservation and water use by emergency regulation. The bill would require the board, before adopting an emergency regulation, to provide at least 60 days for the public to review and comment on the proposed regulation and would require the board to hold a public hearing.

**[AB 1673](#) (Aguiar-Curry D) The California Water Plan.**

**Current Text:** Introduced: 2/17/2017 [html](#) [pdf](#)

**Introduced:** 2/17/2017

**Status:** 5/12/2017-Failed Deadline pursuant to Rule 61(a)(3). (Last location was PRINT on 2/17/2017) (May be acted upon Jan 2018)

**Location:** 5/12/2017-A. 2 YEAR

**Summary:** Current law requires the Department of Water Resources to update every 5 years the plan for the orderly and coordinated control, protection, conservation, development, and use of the water resources of the state, which is known as The California Water Plan. This bill would make technical, nonsubstantive changes to that requirement.

**[SB 5](#) (De León D) California Drought, Water, Parks, Climate, Coastal Protection, and Outdoor Access For All Act of 2018.**

**Current Text:** Chaptered: 10/15/2017 [html](#) [pdf](#)

**Introduced:** 12/5/2016

**Last Amend:** 9/10/2017

**Status:** 10/15/2017-Approved by the Governor. Chaptered by Secretary of State. Chapter 852, Statutes of 2017.

**Location:** 10/15/2017-S. CHAPTERED

**Summary:** Would enact the California Drought, Water, Parks, Climate, Coastal Protection, and Outdoor Access For All Act of 2018, which, if approved by the voters, would authorize the issuance of bonds in an amount of \$4,000,000,000 pursuant to the State General Obligation Bond Law to finance a drought, water, parks, climate, coastal protection, and outdoor access for all program. The bill, upon voter approval, would reallocate \$100,000,000 of the unissued bonds authorized for the purposes of Propositions 1, 40, and 84 to finance the purposes of a drought, water, parks, climate, coastal protection, and outdoor access for all program.

**[SB 49](#) (De León D) California Environmental, Public Health, and Workers Defense Act of 2017.**

**Current Text:** Amended: 9/12/2017 [html](#) [pdf](#)

**Introduced:** 12/5/2016

**Last Amend:** 9/12/2017

**Status:** 9/12/2017-From committee with author's amendments. Read second time and amended. Re-referred to Com. on RLS.

**Location:** 9/11/2017-A. RLS.

**Summary:** Would require specified agencies to take prescribed actions to maintain and enforce certain requirements and standards pertaining to air, water, and protected species. By imposing new duties on local agencies, this bill would impose a state-mandated local program. This bill contains other related provisions and other existing laws.

**[SB 80](#) (Wieckowski D) California Environmental Quality Act: notices.**

**Current Text:** Vetoed: 10/16/2017 [html](#) [pdf](#)

**Introduced:** 1/11/2017

**Last Amend:** 6/21/2017

**Status:** 10/15/2017-Vetoed by the Governor. In Senate. Consideration of Governor's veto pending.

**Location:** 10/16/2017-S. VETOED

**Calendar:** 1/8/2018 #28 SENATE SEN GOVERNOR'S VETOES

**Summary:** The California Environmental Quality Act requires the lead agency to mail certain notices to persons who have filed a written request for notices. The act provides that if the agency offers to provide the notices by email, upon filing a written request for notices, a person may request that the notices be provided to him or her by email. This bill would require the lead agency to post those notices on the agency's Internet Web site. The bill would require the agency to offer to provide those notices by email. Because this bill would increase the level of service provided by a local agency, this bill would impose a state-mandated local program.

**[SB 193](#) (Cannella R) Monterey County Water Resources Agency: Lake Nacimiento and Lake San Antonio: white bass.**

**Current Text:** Amended: 6/8/2017 [html](#) [pdf](#)

**Introduced:** 1/30/2017

**Last Amend:** 6/8/2017

**Status:** 6/8/2017-From committee with author's amendments. Read second time and amended. Re-referred to Com. on N.R. & W.

**Location:** 6/8/2017-S. N.R. & W.

**Summary:** Current law makes it unlawful to place, plant, or cause to be placed or planted, in any of the waters of this state, any live fish, any fresh or salt water animal, or any aquatic plant, whether taken without or within the state, without first submitting it for inspection to, and securing the written permission of, the Department of Fish and Wildlife. Current law also makes it unlawful to transport or possess any live white bass, whether taken within or without the state, unless it is first submitted for inspection to, and written permission is obtained from, the department. This bill would exempt the movement of white bass between Lake Nacimiento and Lake San Antonio through the interlake underground tunnel or pipeline from the above-described provisions relating to fish and wildlife.

**SB 200** (**Morrell R**) **Public employees' retirement benefits: final compensation.**

**Current Text:** Introduced: 1/31/2017 [html](#) [pdf](#)

**Introduced:** 1/31/2017

**Status:** 5/12/2017-Failed Deadline pursuant to Rule 61(a)(3). (Last location was RLS. on 1/31/2017) (May be acted upon Jan 2018)

**Location:** 5/12/2017-S. 2 YEAR

**Summary:** The California Public Employees' Pension Reform Act of 2013 provides, for purposes of determining a retirement benefit paid to a person who first becomes a member of a public retirement system on or after January 1, 2013, that final compensation means the highest average annual pensionable compensation earned, as defined, during a period of at least 36 consecutive months, or at least 3 consecutive school years. This bill would make a nonsubstantive change to that provision.

**SB 231** (**Hertzberg D**) **Local government: fees and charges.**

**Current Text:** Chaptered: 10/6/2017 [html](#) [pdf](#)

**Introduced:** 2/2/2017

**Last Amend:** 4/19/2017

**Status:** 10/6/2017-Approved by the Governor. Chaptered by Secretary of State. Chapter 536, Statutes of 2017.

**Location:** 10/6/2017-S. CHAPTERED

**Summary:** Articles XIIIIC and XIIID of the California Constitution generally require that assessments, fees, and charges be submitted to property owners for approval or rejection after the provision of written notice and the holding of a public hearing. Current law, the Proposition 218 Omnibus Implementation Act, prescribes specific procedures and parameters for local jurisdictions to comply with Articles XIIIIC and XIIID of the California Constitution and defines terms for these purposes. This bill would define the term "sewer" for these purposes. The bill would also make findings and declarations relating to the definition of the term "sewer" for these purposes.

**SB 417** (**Berryhill R**) **State Water Resources Control Board.**

**Current Text:** Introduced: 2/15/2017 [html](#) [pdf](#)

**Introduced:** 2/15/2017

**Status:** 5/12/2017-Failed Deadline pursuant to Rule 61(a)(3). (Last location was RLS. on 2/15/2017) (May be acted upon Jan 2018)

**Location:** 5/12/2017-S. 2 YEAR

**Summary:** Current law declares that to provide for the orderly and efficient administration of the water resources in the state, it is necessary to establish the State Water Resources Control Board to exercise the adjudicatory and regulatory functions of the state in the field of water resources. Existing law declares the intent of the Legislature to combine the water rights, water quality, and drinking water functions of the state government to provide for coordinated consideration of water rights, water quality, and safe and reliable drinking water. This bill would make nonsubstantive changes to these declarations.

**SB 564** (**McGuire D**) **Joint powers authorities: Water Bill Savings Act.**

**Current Text:** Chaptered: 10/2/2017 [html](#) [pdf](#)

**Introduced:** 2/17/2017

**Last Amend:** 8/31/2017

**Status:** 10/2/2017-Approved by the Governor. Chaptered by Secretary of State. Chapter 430, Statutes of 2017.

**Location:** 10/2/2017-S. CHAPTERED

**Summary:** Would enact the Water Bill Savings Act, which would authorize a joint powers authority to provide funding for a customer of a local agency in the Counties of Alameda, Contra Costa, Los Angeles, Marin, Napa, San Francisco, San Mateo, Santa Clara, Solano, and Sonoma or its publicly owned utility to acquire, install, or repair a water efficiency improvement on the customer's property served by the local agency or its publicly owned utility. The bill would require the customer to repay the authority through an efficiency charge on the customer's water bill to be established and collected by the local agency or its publicly owned utility on behalf of the authority pursuant to a servicing



agreement.

- [SB 606](#) (Skinner D) Water management planning.**  
**Current Text:** Amended: 9/6/2017 [html](#) [pdf](#)  
**Introduced:** 2/17/2017  
**Last Amend:** 9/6/2017  
**Status:** 9/13/2017-Assembly Rule 96 suspended. Withdrawn from committee. Ordered to third reading.  
**Location:** 9/13/2017-A. THIRD READING  
**Calendar:** 1/8/2018 #88 ASSEMBLY THIRD READING FILE - SENATE BILLS  
**Summary:** Current law requires the state to achieve a 20% reduction in urban per capita water use in California by December 31, 2020. Current law requires each urban retail water supplier to develop urban water use targets and an interim urban water use target, as specified. The bill would require an urban retail water supplier to calculate an urban water use objective no later than July 1, 2022, and by July 1 every year thereafter, and its actual urban water use by those same dates.
- [SB 623](#) (Monning D) Water quality: Safe and Affordable Drinking Water Fund.**  
**Current Text:** Amended: 8/21/2017 [html](#) [pdf](#)  
**Introduced:** 2/17/2017  
**Last Amend:** 8/21/2017  
**Status:** 9/1/2017-From committee: Without recommendation. (Ayes 11. Noes 0.) (September 1) Re-referred to Com. on RLS.  
**Location:** 9/1/2017-A. RLS.  
**Summary:** Would establish the Safe and Affordable Drinking Water Fund in the State Treasury and would provide that moneys in the fund are continuously appropriated to the State Water Resources Control Board. The bill would require the board to administer the fund to secure access to safe drinking water for all Californians, while also ensuring the long-term sustainability of drinking water service and infrastructure. The bill would authorize the state board to provide for the deposit into the fund of federal contributions, voluntary contributions, gifts, grants, bequests, and settlements from parties responsible for contamination of drinking water supplies.
- [SB 669](#) (Moorlach R) Sustainable groundwater management: adjudicated groundwater basins.**  
**Current Text:** Introduced: 2/17/2017 [html](#) [pdf](#)  
**Introduced:** 2/17/2017  
**Status:** 5/12/2017-Failed Deadline pursuant to Rule 61(a)(3). (Last location was RLS. on 2/17/2017) (May be acted upon Jan 2018)  
**Location:** 5/12/2017-S. 2 YEAR  
**Summary:** The Sustainable Groundwater Management Act, requires all groundwater basins designated as high- or medium-priority basins by the Department of Water Resources that are designated as basins subject to critical overdraft to be managed under a groundwater sustainability plan or coordinated groundwater sustainability plans by January 31, 2020, and requires all other basins designated as high- or medium-priority basins to be managed under a groundwater sustainability plan or coordinated groundwater sustainability plans by January 31, 2022, except as specified. Under current law, the provisions of the act do not apply to an adjudicated groundwater basin, as specified, or to a local agency that conforms to the requirements of an adjudication of water rights for an adjudicated groundwater basin. This bill would make a nonsubstantive change in these provisions.
- [SB 740](#) (Wiener D) Onsite treated water.**  
**Current Text:** Amended: 4/26/2017 [html](#) [pdf](#)  
**Introduced:** 2/17/2017  
**Last Amend:** 4/26/2017  
**Status:** 5/26/2017-Failed Deadline pursuant to Rule 61(a)(5). (Last location was APPR. SUSPENSE FILE on 5/25/2017)(May be acted upon Jan 2018)  
**Location:** 5/26/2017-S. 2 YEAR  
**Summary:** Would, on or before December 1, 2018, require the State Water Resources Control Board, in consultation with other state agencies, to adopt regulations, consistent with federal and state law in effect on January 1, 2018, to provide comprehensive risk-based standards for local jurisdictions permitting programs for onsite recycling of water in multifamily residential, commercial, and mixed-use buildings for nonpotable use. The bill would require the regulations to address specified issues and practices relating to the management, monitoring, and treatment of recycled water for nonpotable use.
- [SB 778](#) (Hertzberg D) Water systems: consolidations: administrative and managerial services.**  
**Current Text:** Amended: 7/13/2017 [html](#) [pdf](#)  
**Introduced:** 2/17/2017  
**Last Amend:** 7/13/2017  
**Status:** 9/1/2017-Failed Deadline pursuant to Rule 61(a)(12). (Last location was APPR. on 8/23/2017) (May be acted upon Jan 2018)

**Location:** 9/1/2017-A. 2 YEAR

**Summary:** Would require, on or before March 1, 2018, and regularly thereafter, as specified, the State Water Resources Control Board to track and publish on its Internet Web site an analysis of all voluntary and ordered consolidations of water systems that have occurred on or after July 1, 2014. The bill would require the published information to include the resulting outcomes of the consolidations and whether the consolidations have succeeded or failed in providing an adequate supply of safe drinking water to the communities served by the consolidated water systems.

**SCA 4**

**(Hertzberg D) Water conservation.**

**Current Text:** Introduced: 2/2/2017 [html](#) [pdf](#)

**Introduced:** 2/2/2017

**Status:** 2/16/2017-Referred to Com. on RLS.

**Location:** 2/2/2017-S. RLS.

**Summary:** The California Constitution requires that the water resources of the state be put to beneficial use to the fullest extent of which they are capable and that the waste or unreasonable use or unreasonable method of use of water be prevented. This measure would declare the intent of the Legislature to amend the California Constitution to provide a program that would ensure that affordable water is available to all Californians and to ensure that water conservation is given a permanent role in California's future.

**SCA 10**

**(Moorlach R) Public employee retirement benefits.**

**Current Text:** Introduced: 2/17/2017 [html](#) [pdf](#)

**Introduced:** 2/17/2017

**Status:** 6/20/2017-June 26 set for first hearing canceled at the request of author.

**Location:** 3/2/2017-S. P.E. & R.

**Summary:** Would prohibit a government employer from providing public employees any retirement benefit increase until that increase is approved by a 2/3 vote of the electorate of the applicable jurisdiction and that vote is certified. The measure would define retirement benefit to mean any postemployment benefit and would define benefit increase as any change that increases the value of an employee's retirement benefit. The measure would define a government employer to include, among others, the state and any of its subdivisions, cities, counties, school districts, special districts, the Regents of the University of California, and the California State University.

**Total Measures: 64**

**Total Tracking Forms: 64**